



US00D491225S

(12) **United States Design Patent**
Briggl et al.

(10) **Patent No.:** **US D491,225 S**

(45) **Date of Patent:** **** Jun. 8, 2004**

(54) **WRITING INSTRUMENT**

(75) Inventors: **Hariolf Briggl**, Boebingen (DE);
Marcus Korndoerfer, Rossdorf (DE)

(73) Assignee: **Merz & Krell GmbH & Co. KGaA**
(DE)

(**) Term: **14 Years**

(21) Appl. No.: **29/163,536**

(22) Filed: **Jul. 9, 2002**

(30) **Foreign Application Priority Data**

Jan. 9, 2002 (DE) 4 02 00 366
Jan. 9, 2002 (DE) 4 02 00 365

(51) **LOC (7) Cl.** **19-06**

(52) **U.S. Cl.** **D19/51**

(58) **Field of Search** D19/35, 36, 41-51,
D19/53-58, 81-85; 401/6, 7, 34, 88, 99,
100, 101, 103-107, 108-110, 111-117,
202, 209

(56) **References Cited**

U.S. PATENT DOCUMENTS

D259,574 S * 6/1981 Anderson D19/48

D262,463 S * 12/1981 Delcroix D19/51
D285,096 S * 8/1986 Verona D19/48
5,338,123 A * 8/1994 Obersteller et al. 401/34
D451,548 S * 12/2001 Banasik D19/50 X
D463,492 S * 9/2002 Kramer et al. D19/51

OTHER PUBLICATIONS

Senator Catalog, 2001, Surfer, p. 8, Power-Writer, p. 15,
Venecia, p. 42, Delgado, p. 43, Derringer, p. 44.
Senator Catalog, 1998, Premier, p. 50, 51.

* cited by examiner

Primary Examiner—Martie K. Holtje

(74) *Attorney, Agent, or Firm*—Hunton & Williams LLP

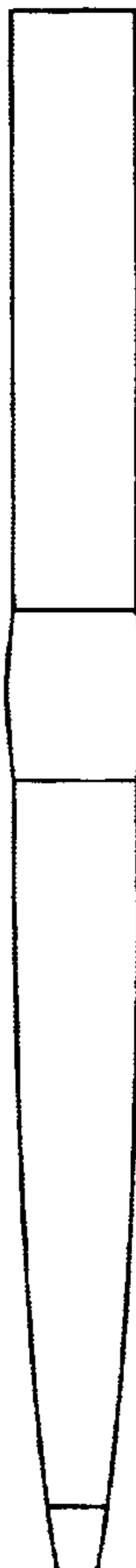
(57) **CLAIM**

The ornamental design for a writing instrument, as shown.

DESCRIPTION

FIG. 1 is a rear elevational view of an embodiment of the
writing instrument showing our new design;
FIG. 2 is a first side elevational view thereof;
FIG. 3 is a front elevational view thereof;
FIG. 4 is a second side elevational view thereof;
FIG. 5 is a top plan view thereof; and,
FIG. 6 is a bottom plan view thereof.

1 Claim, 2 Drawing Sheets






FIG. 1

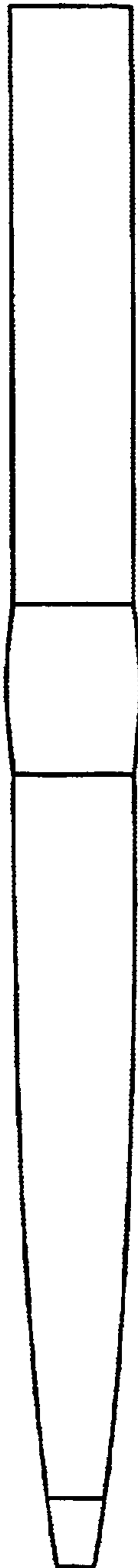


FIG. 2




FIG. 3

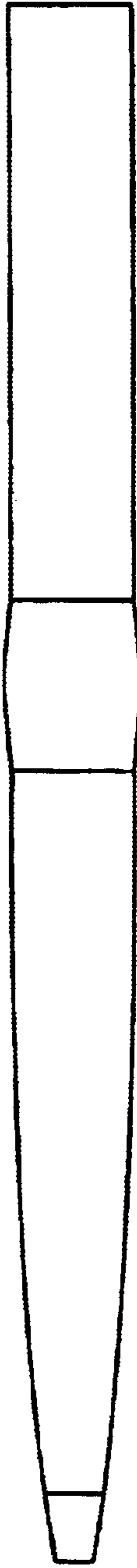


FIG. 4

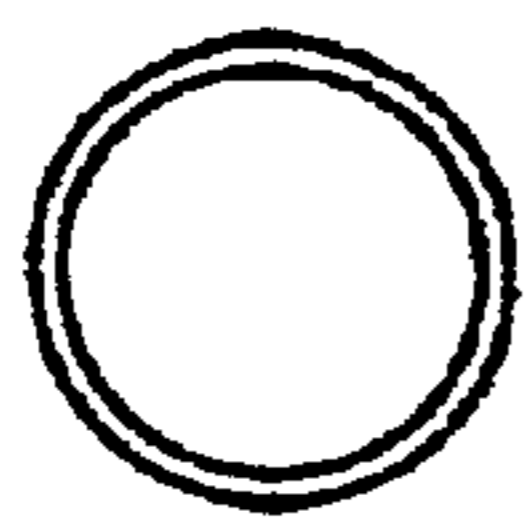


FIG. 5

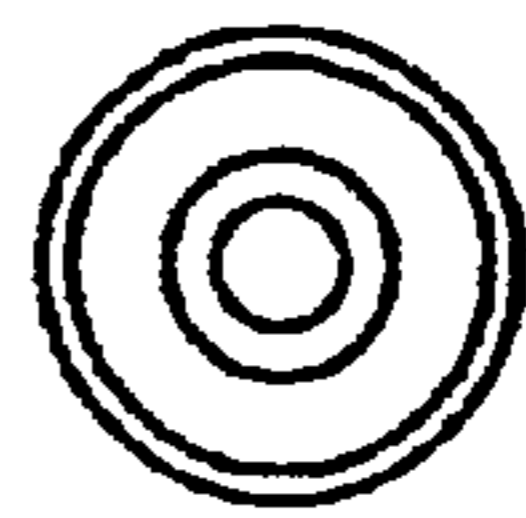


FIG. 6