



US00D491224S

(12) **United States Design Patent**
Hsieh

(10) **Patent No.:** **US D491,224 S**

(45) **Date of Patent:** **** Jun. 8, 2004**

(54) **BALL-POINT PEN**

(76) **Inventor:** **Chung Hsuan Hsieh**, 12F, No. 218,
Chung Cheng S. Road, San Chung,
Taipei Hsien 241 (TW)

(**) **Term:** **14 Years**

(21) **Appl. No.:** **29/189,306**

(22) **Filed:** **Sep. 3, 2003**

(51) **LOC (7) Cl.** **19-06**

(52) **U.S. Cl.** **D19/49; D19/56**

(58) **Field of Search** D19/35, 36, 41-51,
D19/53-58, 81-85; 401/6, 7, 88, 99-101,
103-106, 107-110, 111-117, 209; 24/10 R,
11 R, 11 C, 11 P, 11 PP

(56) **References Cited**

U.S. PATENT DOCUMENTS

D213,341 S * 2/1969 Fields D19/49
D342,090 S * 12/1993 Anavil et al. D19/56 X
D397,723 S * 9/1998 Izushima D19/49

D442,991 S * 5/2001 Smith D19/47
D444,498 S * 7/2001 Izushima D19/49
D460,112 S * 7/2002 Keda D19/51
D460,114 S * 7/2002 Oka D19/57
D463,822 S * 10/2002 Keda D19/48
D482,070 S * 11/2003 Kennedy D19/54

* cited by examiner

Primary Examiner—Martie K. Holtje

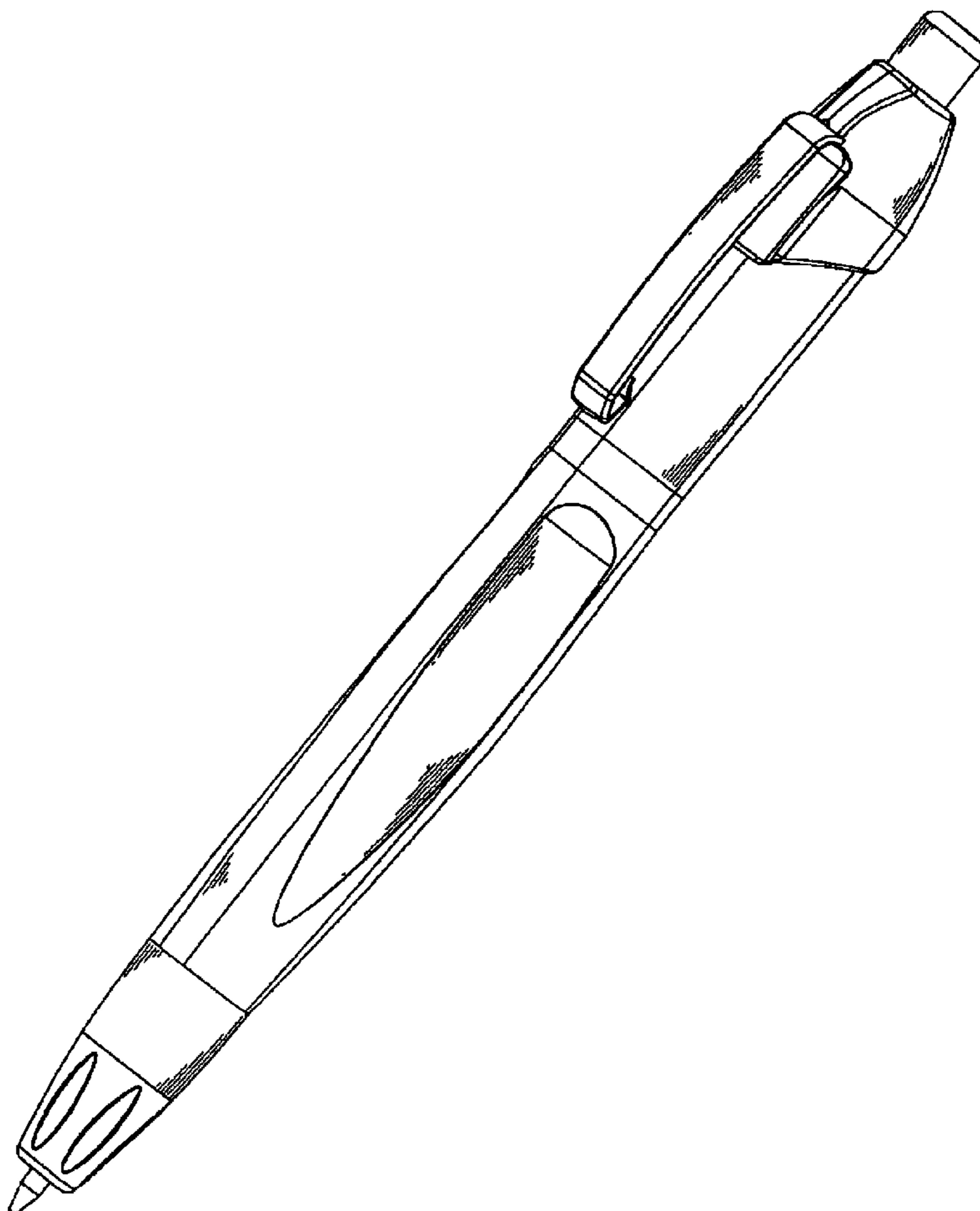
(57) **CLAIM**

The ornamental design for a ball-point pen, as shown and described.

DESCRIPTION

FIG. 1 is a perspective view of the ball-point pen;
FIG. 2 is a front view of the pen;
FIG. 3 is a rear view of the pen;
FIG. 4 is a left side view of the pen;
FIG. 5 is a right side view of the pen;
FIG. 6 is a top view of the pen; and,
FIG. 7 is a bottom view of the pen.

1 Claim, 4 Drawing Sheets



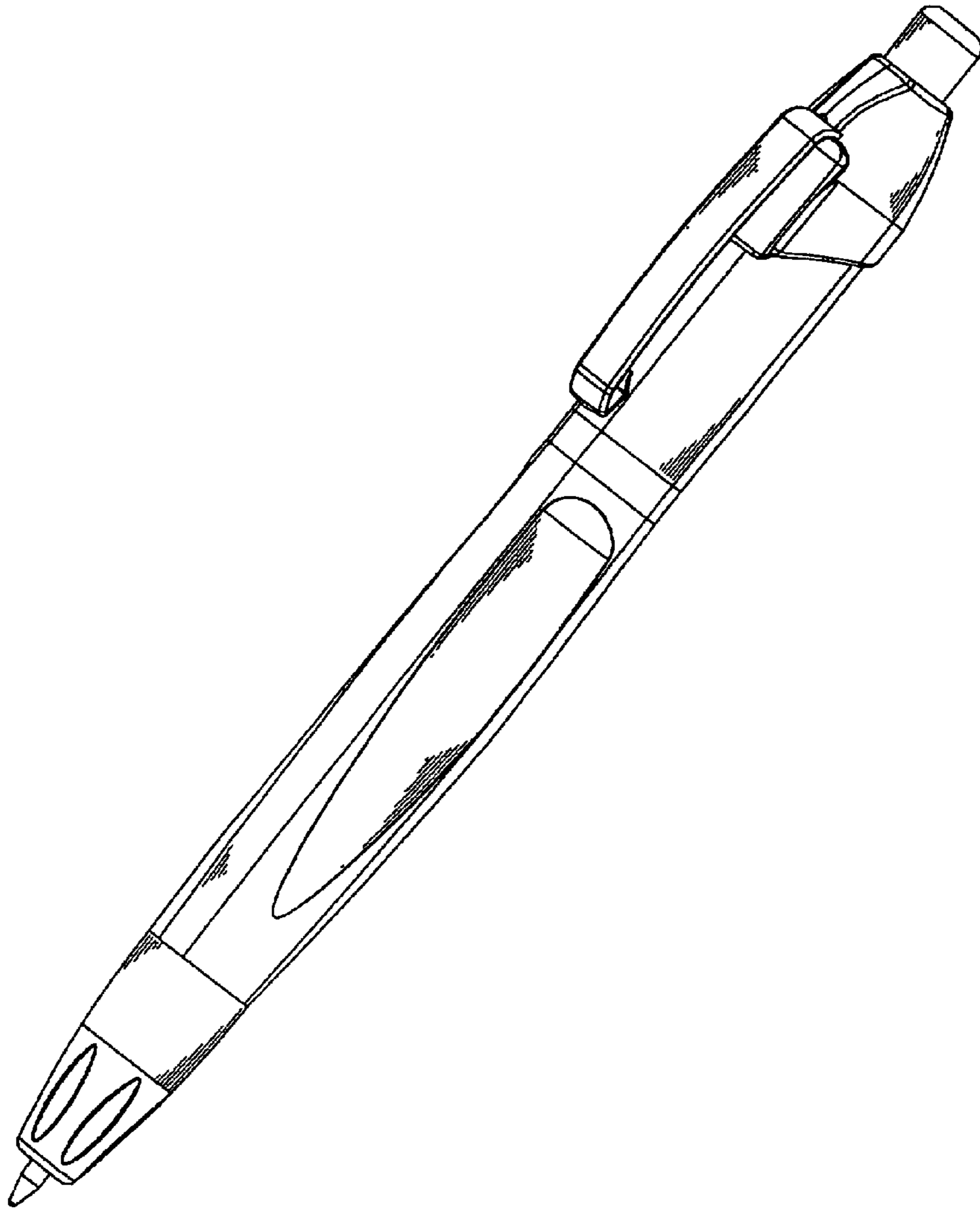


FIG. 1



FIG. 2

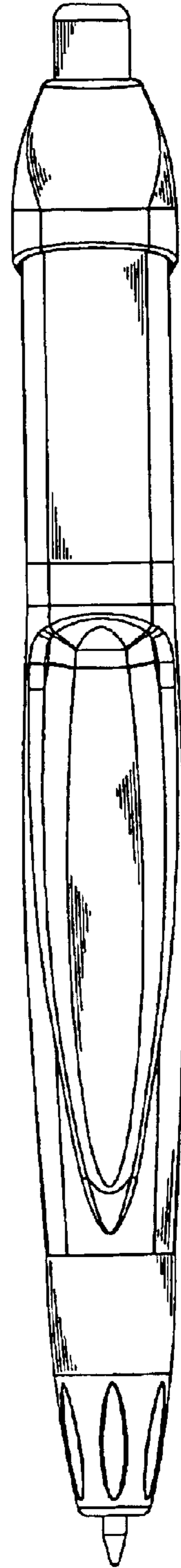


FIG. 3

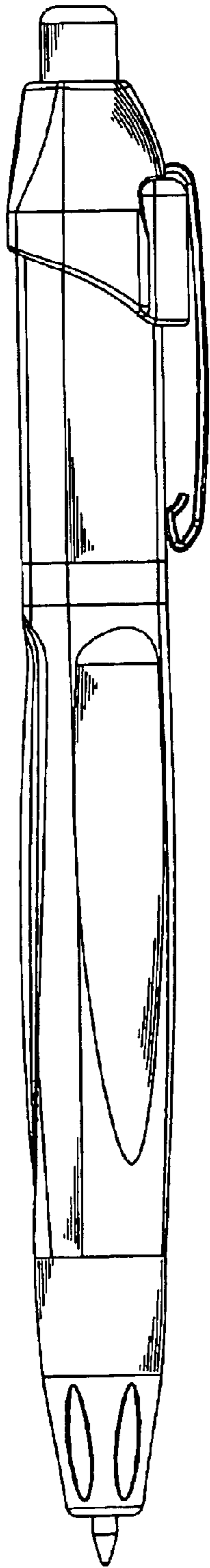


FIG. 4

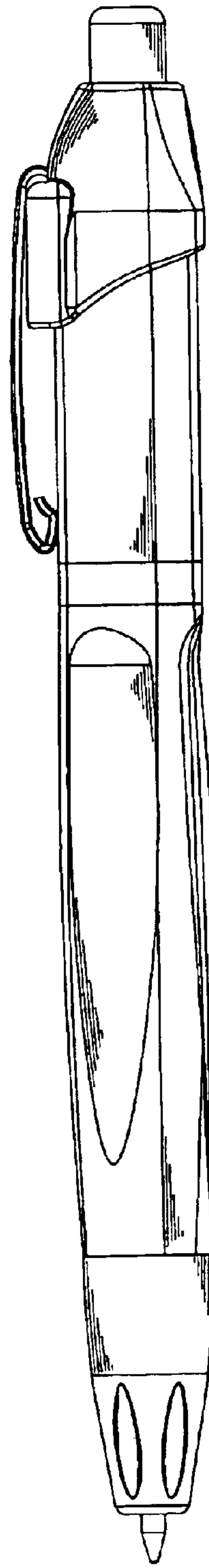


FIG. 5

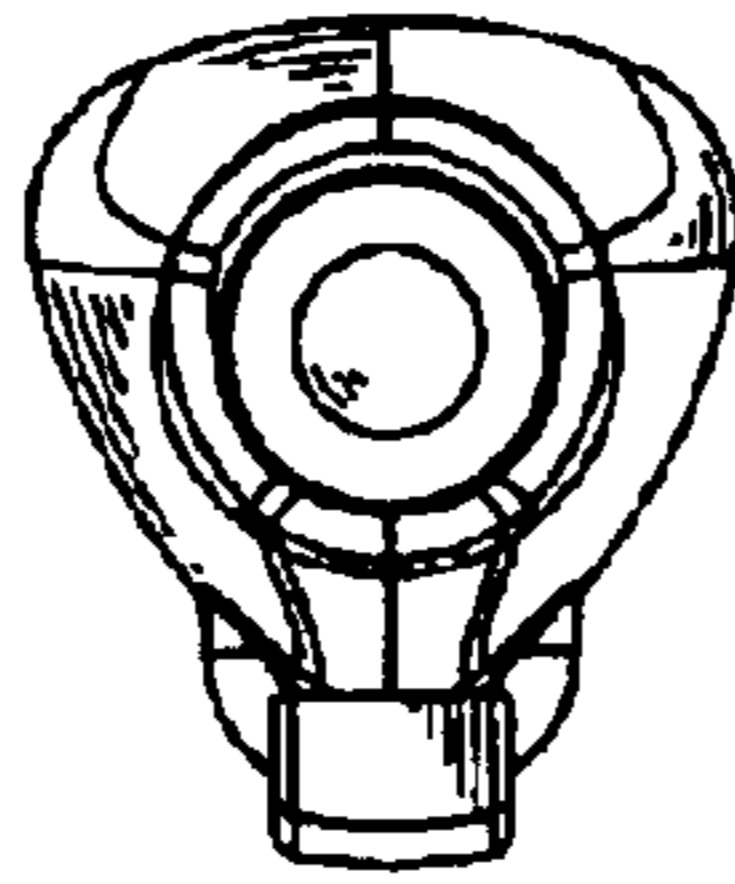


FIG. 6

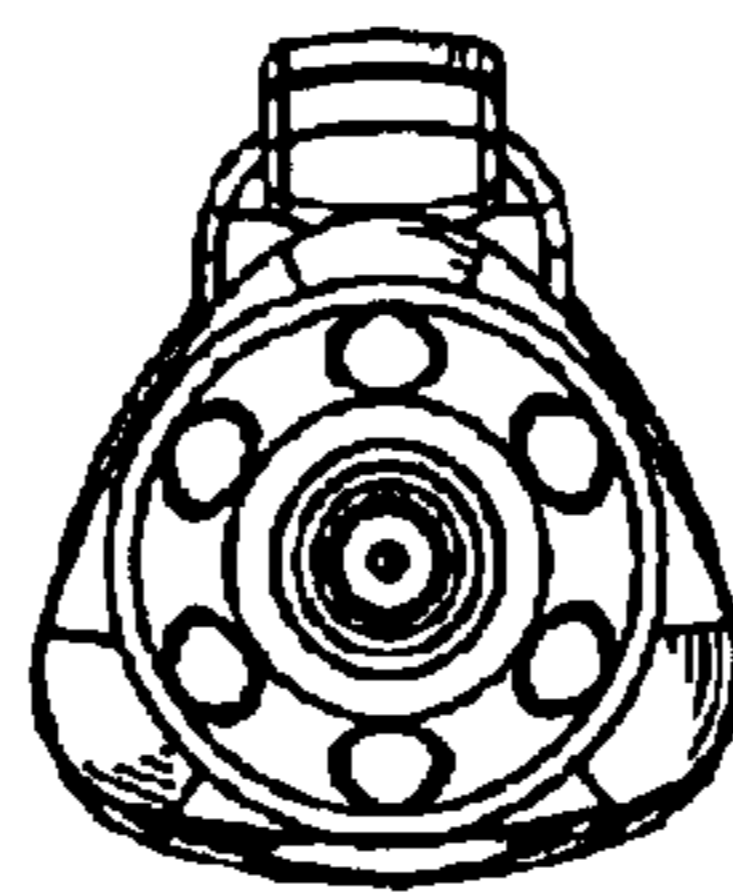


FIG. 7