



US00D491219S

(12) **United States Design Patent**
Shimamura

(10) **Patent No.:** **US D491,219 S**

(45) **Date of Patent:** **** Jun. 8, 2004**

(54) **PRINTER**

(75) Inventor: **Junichiro Shimamura**, Funabashi (JP)

(73) Assignee: **Canon Kabushiki Kaisha**, Tokyo (JP)

(**) Term: **14 Years**

(21) Appl. No.: **29/175,639**

(22) Filed: **Feb. 10, 2003**

(30) **Foreign Application Priority Data**

Aug. 20, 2002 (JP) 2002-022155

(51) **LOC (7) Cl.** **14-02**

(52) **U.S. Cl.** **D18/50**

(58) **Field of Search** D18/50, 53, 54,
D18/55, 36-39; D14/462-470, 420-425;
400/613, 613.1-613.4, 691-694, 690.1-690.4;
355/78; D16/237

(56) **References Cited**

U.S. PATENT DOCUMENTS

- D304,186 S * 10/1989 Kojima D14/464
- D318,485 S * 7/1991 Hikawa et al. D18/37
- D331,401 S * 12/1992 Takeuchi D14/462
- D331,580 S * 12/1992 Sakaue et al. D14/463

- D406,161 S * 2/1999 Yoshida et al. D18/36
- D428,891 S * 8/2000 Harada et al. D14/425
- D434,434 S * 11/2000 Short et al. D18/36
- D441,784 S * 5/2001 Leong et al. D18/55
- D462,971 S * 9/2002 Leong et al. D14/463
- D463,484 S * 9/2002 Kemmochi D18/50
- D466,149 S * 11/2002 Takeuchi D18/36
- D480,732 S * 10/2003 Hattori et al. D14/469

* cited by examiner

Primary Examiner—Cathy Anne MacCormac

(74) *Attorney, Agent, or Firm*—Fitzpatrick, Cella, Harper & Scinto

(57) **CLAIM**

The ornamental design for a printer, as shown and described.

DESCRIPTION

FIG. 1 is a front view of a printer showing my new design;
 FIG. 2 is a rear view thereof;
 FIG. 3 is a top plan view thereof;
 FIG. 4 is a bottom plan view thereof;
 FIG. 5 is a left side view thereof;
 FIG. 6 is a right side view thereof; and,
 FIG. 7 is a perspective view thereof.

1 Claim, 5 Drawing Sheets

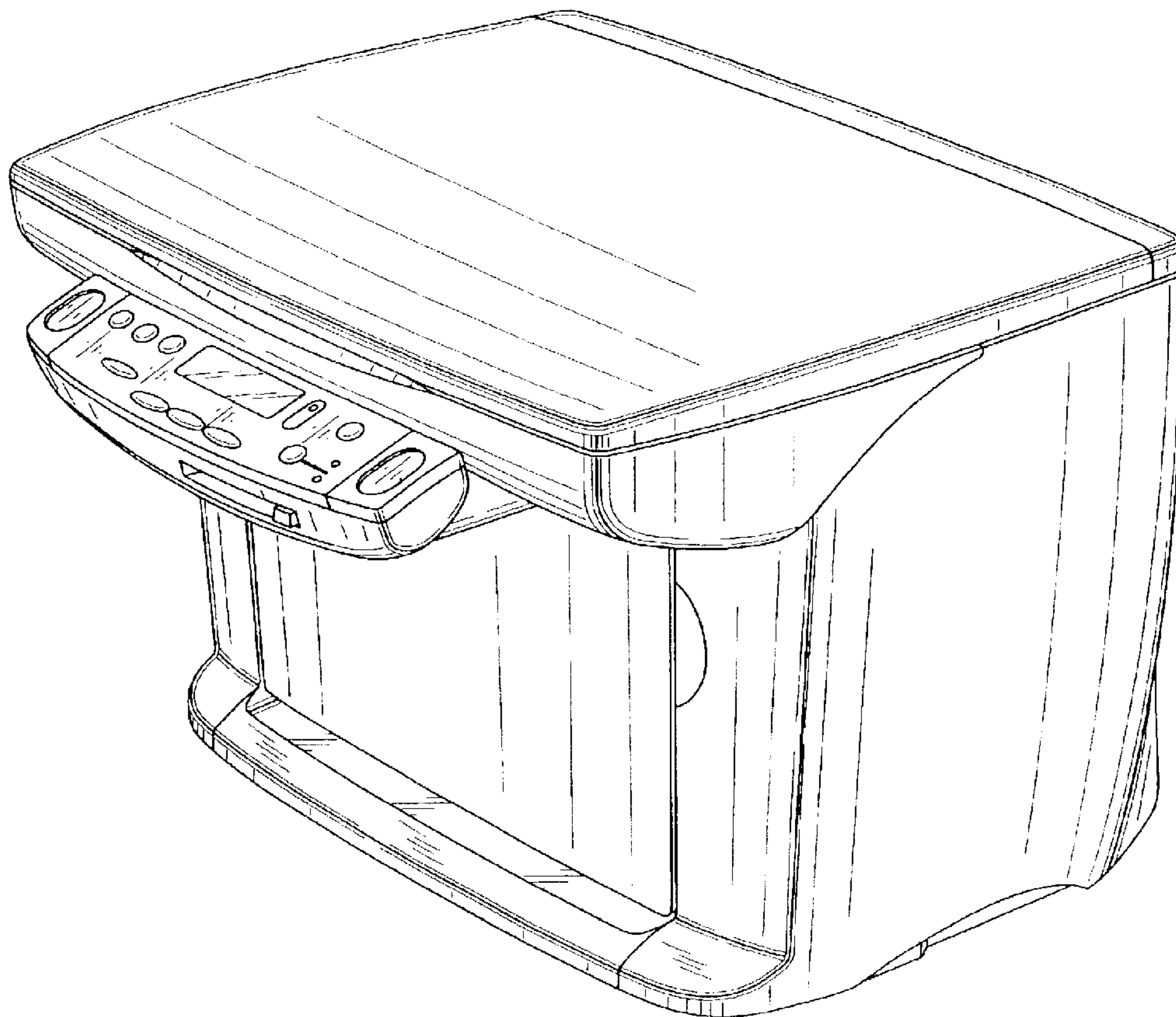


FIG. 1




FIG. 2

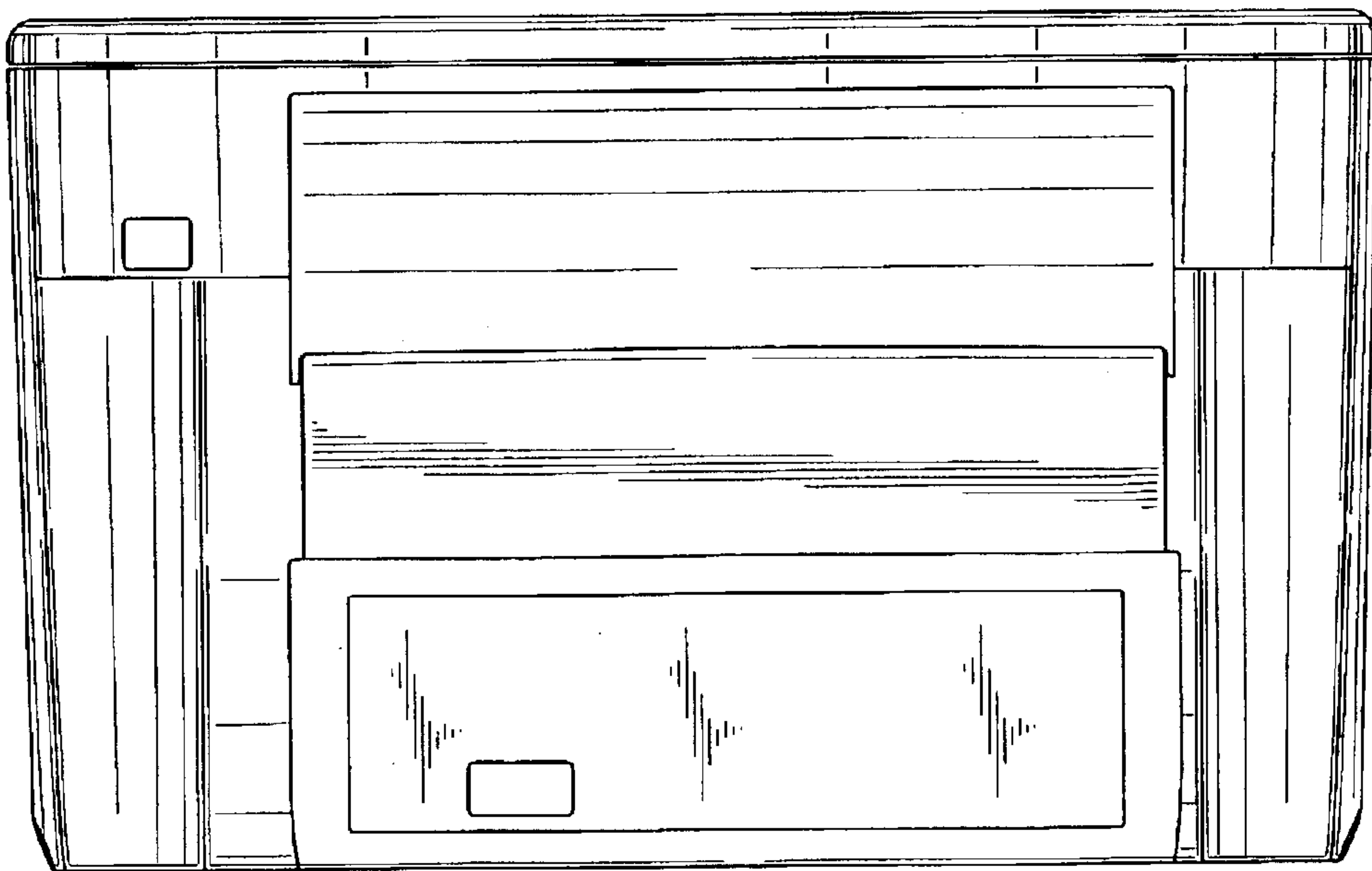


FIG. 3




FIG. 4

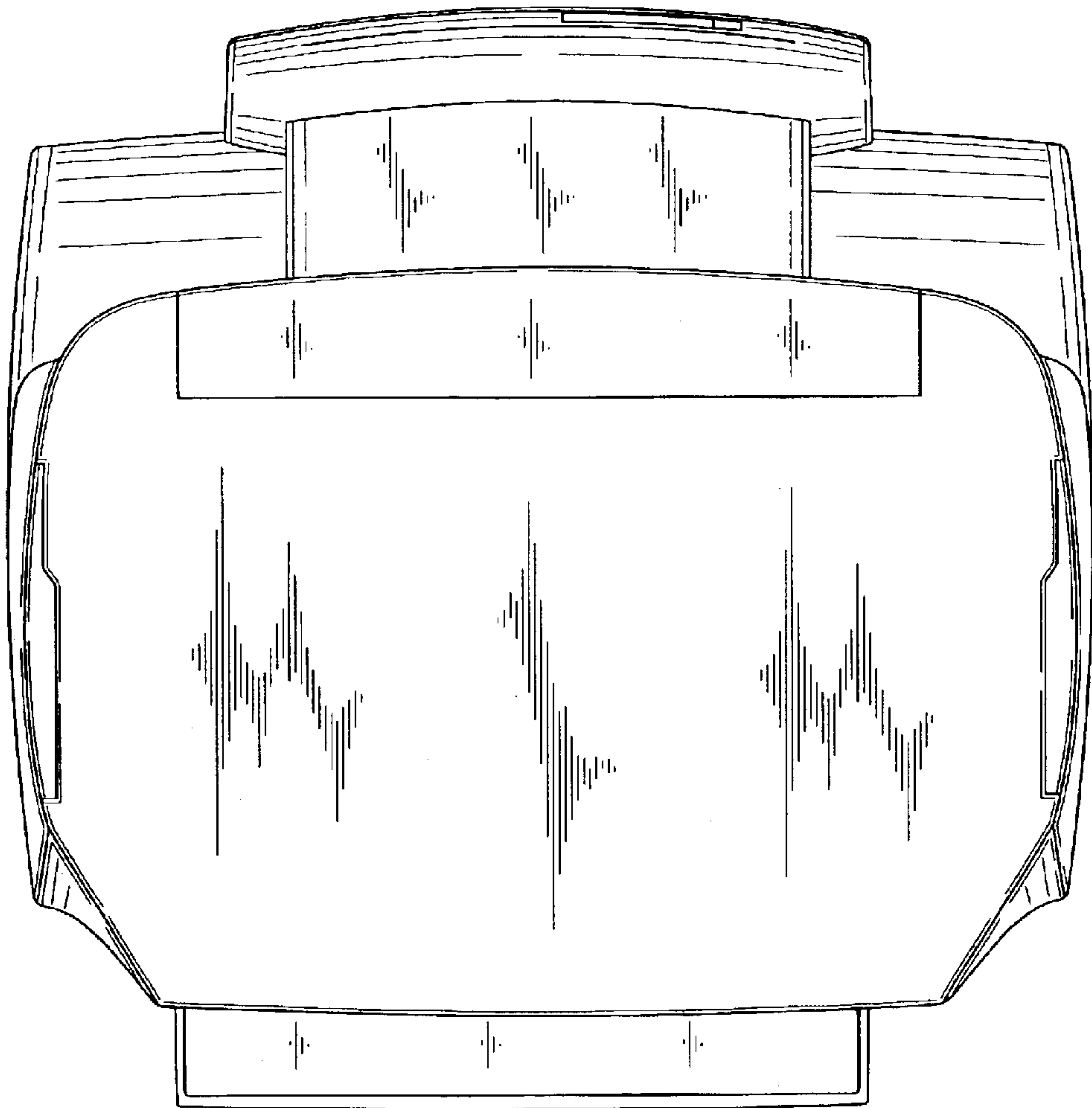


FIG. 5

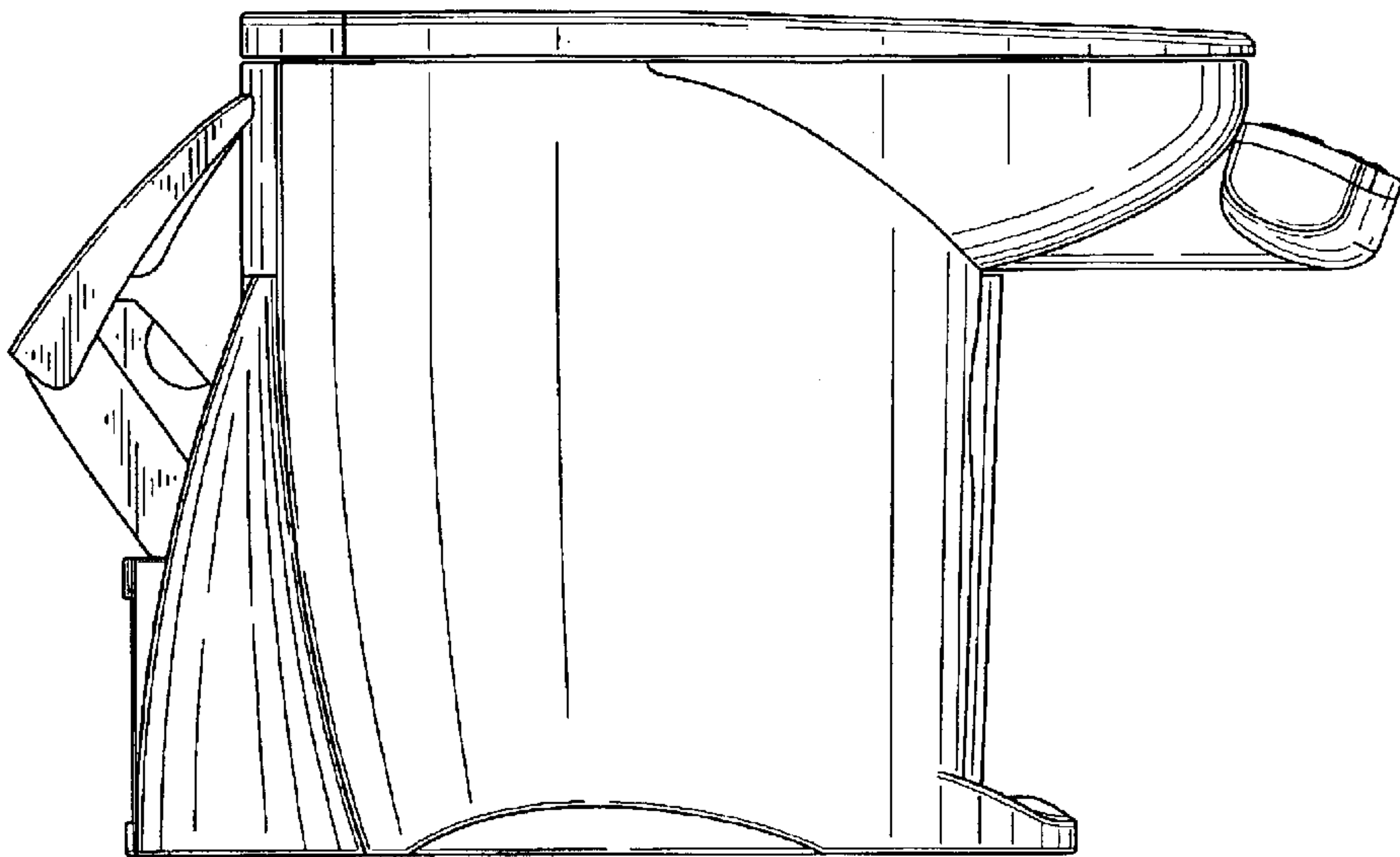


FIG. 6




FIG. 7

