



US00D491190S

(12) **United States Design Patent**
Majima

(10) **Patent No.:** **US D491,190 S**

(45) **Date of Patent:** **** Jun. 8, 2004**

- (54) **ICON FOR A DISPLAY SCREEN**
- (75) Inventor: **Yoshihide Majima**, Tokyo (JP)
- (73) Assignee: **Mitsumi Electric Co., Ltd.**, Tokyo (JP)
- (**) Term: **14 Years**
- (21) Appl. No.: **29/185,549**
- (22) Filed: **Jun. 30, 2003**

- D454,356 S 3/2002 Hoxie et al.
- D457,529 S * 5/2002 McRae D14/489
- D470,504 S * 2/2003 McRae D14/492
- D474,201 S 5/2003 Thomas

* cited by examiner

Primary Examiner—M. H. Tung
(74) *Attorney, Agent, or Firm*—Ladas & Parry

Related U.S. Application Data

- (62) Division of application No. 29/168,562, filed on Oct. 3, 2002, now Pat. No. Des. 484,143.
- (51) **LOC (7) Cl.** **14-02**
- (52) **U.S. Cl.** **D14/492**
- (58) **Field of Search** D14/485-95; D18/24-33;
D19/6; D20/11; D21/324-33; 345/700-26,
764-866

References Cited

U.S. PATENT DOCUMENTS

- D386,485 S 11/1997 Thomas
- D390,213 S 2/1998 Meade
- D422,987 S 4/2000 Hwang et al.

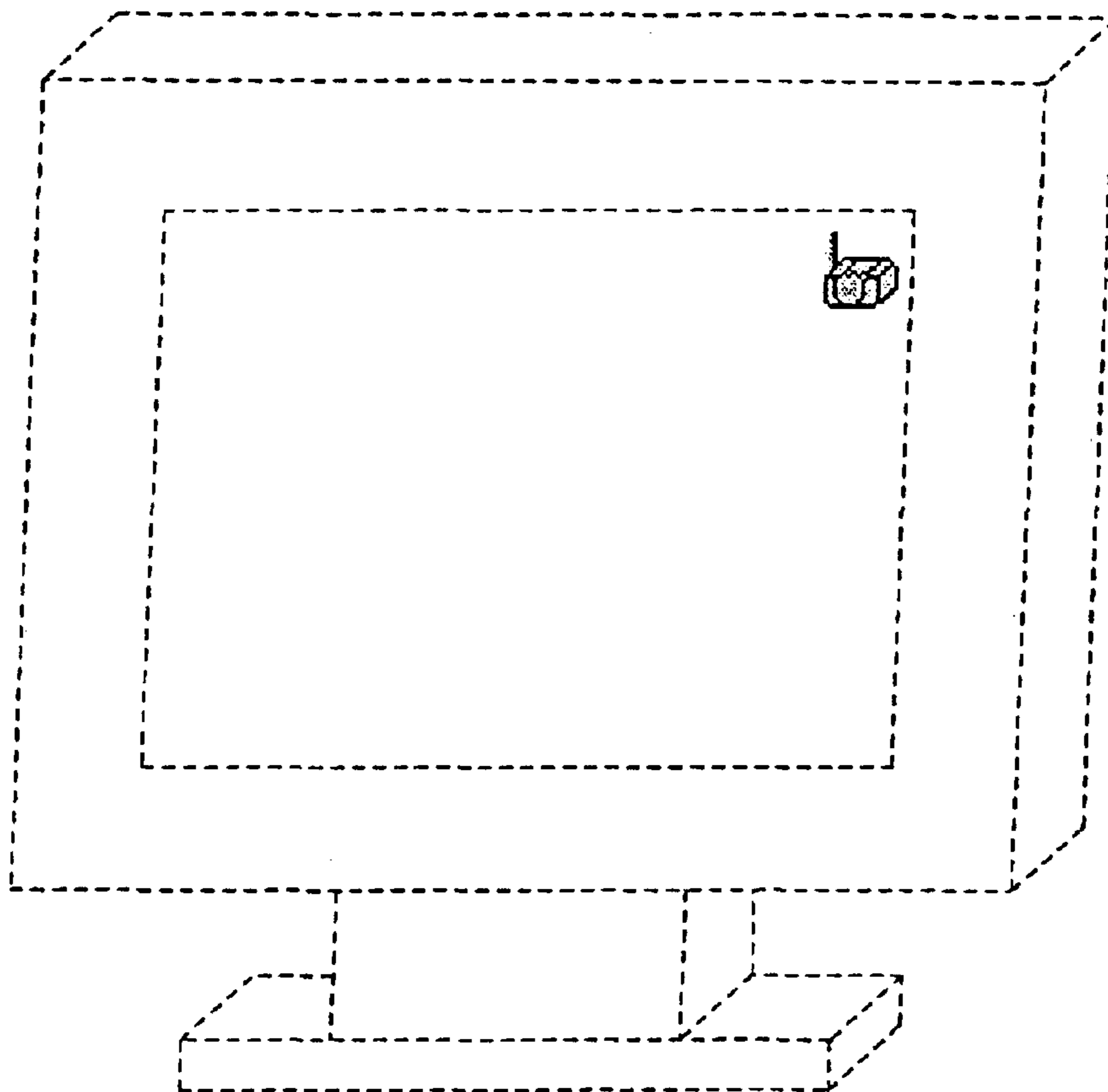
(57) **CLAIM**

The ornamental design for an icon for a display screen, as shown and described.

DESCRIPTION

FIG. 1 is a perspective view of an icon for a display screen showing my new design;
 FIG. 2 is a front view thereof;
 FIG. 3 is a front view thereof, on an enlarged scale, the icon is shown separately for clarity of illustration; and,
 FIG. 4 is a front view thereof, on a reduced scale, the icon is shown separately for clarity of illustration.
 The broken line drawing of a display screen in FIGS. 1 and 2 are for illustrative purposes only and forms no part of the claimed design.

1 Claim, 3 Drawing Sheets



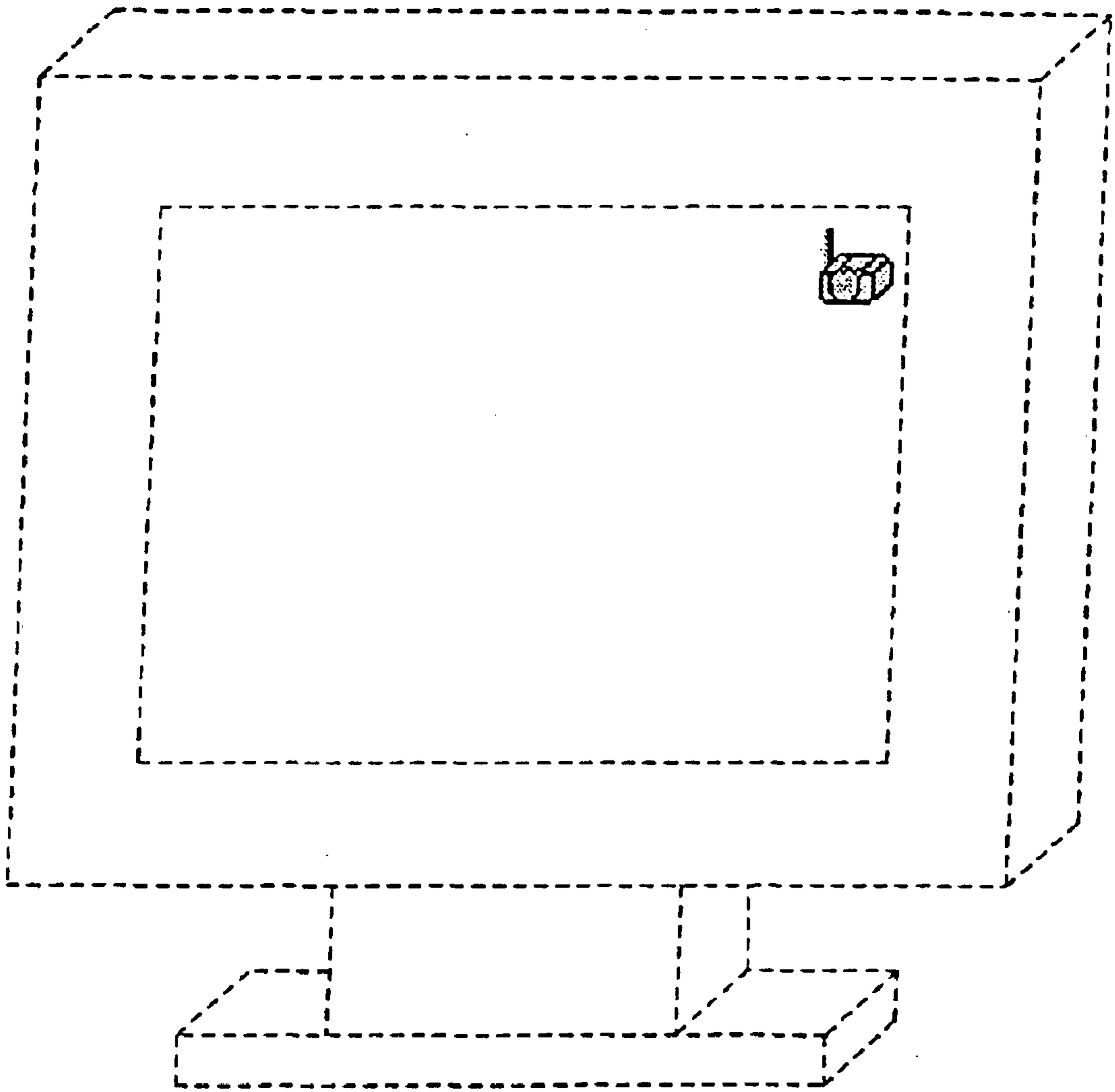


FIG. 1

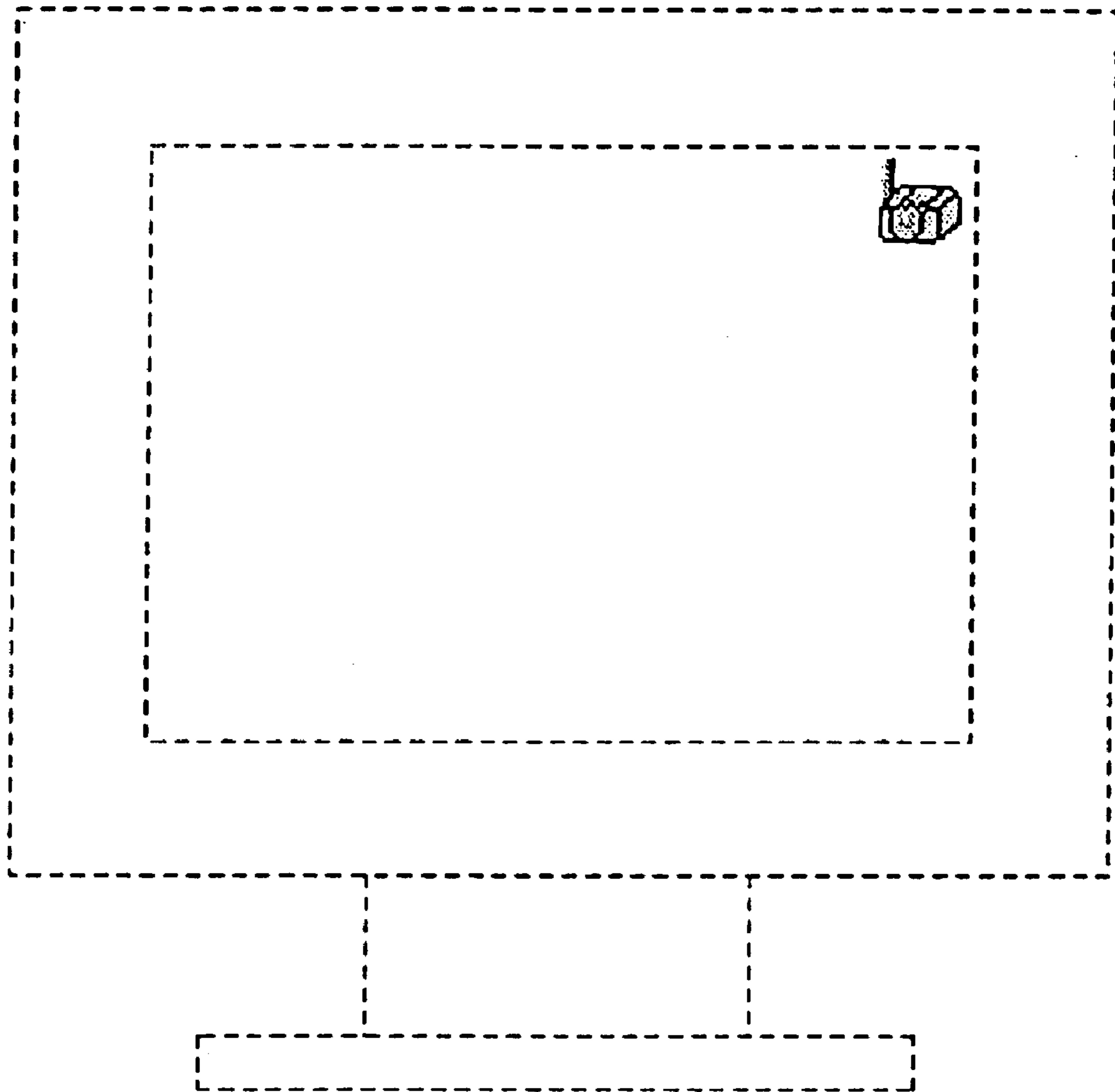


FIG. 2

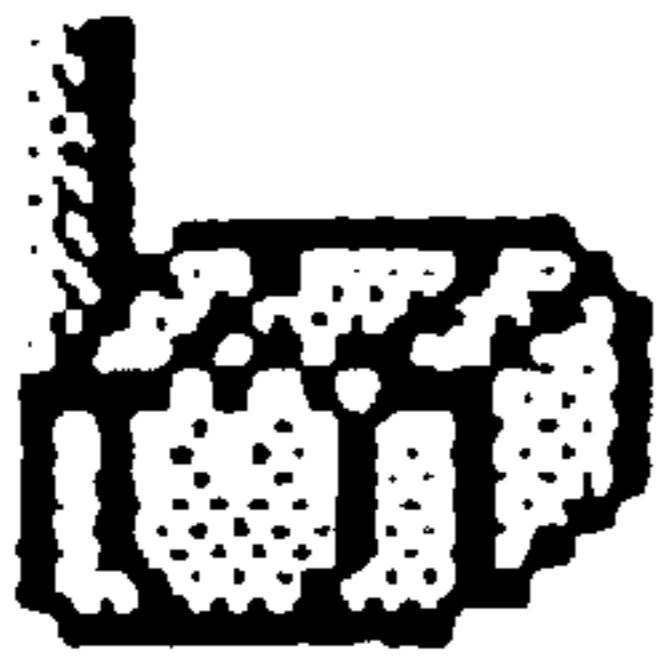


FIG. 3



FIG. 4