



US00D491185S

(12) **United States Design Patent**
Ishioka et al.

(10) **Patent No.:** **US D491,185 S**

(45) **Date of Patent:** **** Jun. 8, 2004**

(54) **SUSPENSION FOR HEAD**

(75) Inventors: **Koji Ishioka**, Tokyo (JP); **Naoto Kojima**, Tokyo (JP); **Kazuo Takahashi**, Tokyo (JP)

(73) Assignee: **Sony Corporation**, Tokyo (JP)

(**) Term: **14 Years**

(21) Appl. No.: **29/164,699**

(22) Filed: **Jul. 31, 2002**

(51) **LOC (7) Cl.** **14-02**

(52) **U.S. Cl.** **D14/432; D14/442**

(58) **Field of Search** **D14/348, 363-369, D14/431, 442; 369/53.25, 53.26, 44.19, 112.24, 112.29**

(56) **References Cited**

U.S. PATENT DOCUMENTS

4,761,774	A	*	8/1988	Ishibashi et al.	369/44.19
5,097,464	A	*	3/1992	Nishiuchi et al.	369/112.29
D350,340	S	*	9/1994	Inayama et al.	D14/367
6,324,141	B2	*	11/2001	Takishima et al.	369/53.25
2002/0024919	A1	*	2/2002	Lee et al.	369/112.24
2002/0196721	A1	*	12/2002	Miura	369/53.26

OTHER PUBLICATIONS

Catalog "Hutchinson Technology, Type 1650 Product Summary," 1 sheet, Hutchinson Technology Co., Ltd. (Sep. 1992).

Catalog "NHK—Fuma—," 1 sheet, NHK Spring Co., Ltd. (Aug. 2000).

* cited by examiner

Primary Examiner—Kay H. Chin

(74) *Attorney, Agent, or Firm*—Rader, Fishman & Grauer PLLC

(57) **CLAIM**

The ornamental design for a suspension for head as shown.

DESCRIPTION

FIG. 1 is a perspective view of a suspension for head showing our new design;

FIG. 2, is a front elevational view thereof;

FIG. 3 is a rear elevational view thereof;

FIG. 4 is a left elevational view thereof;

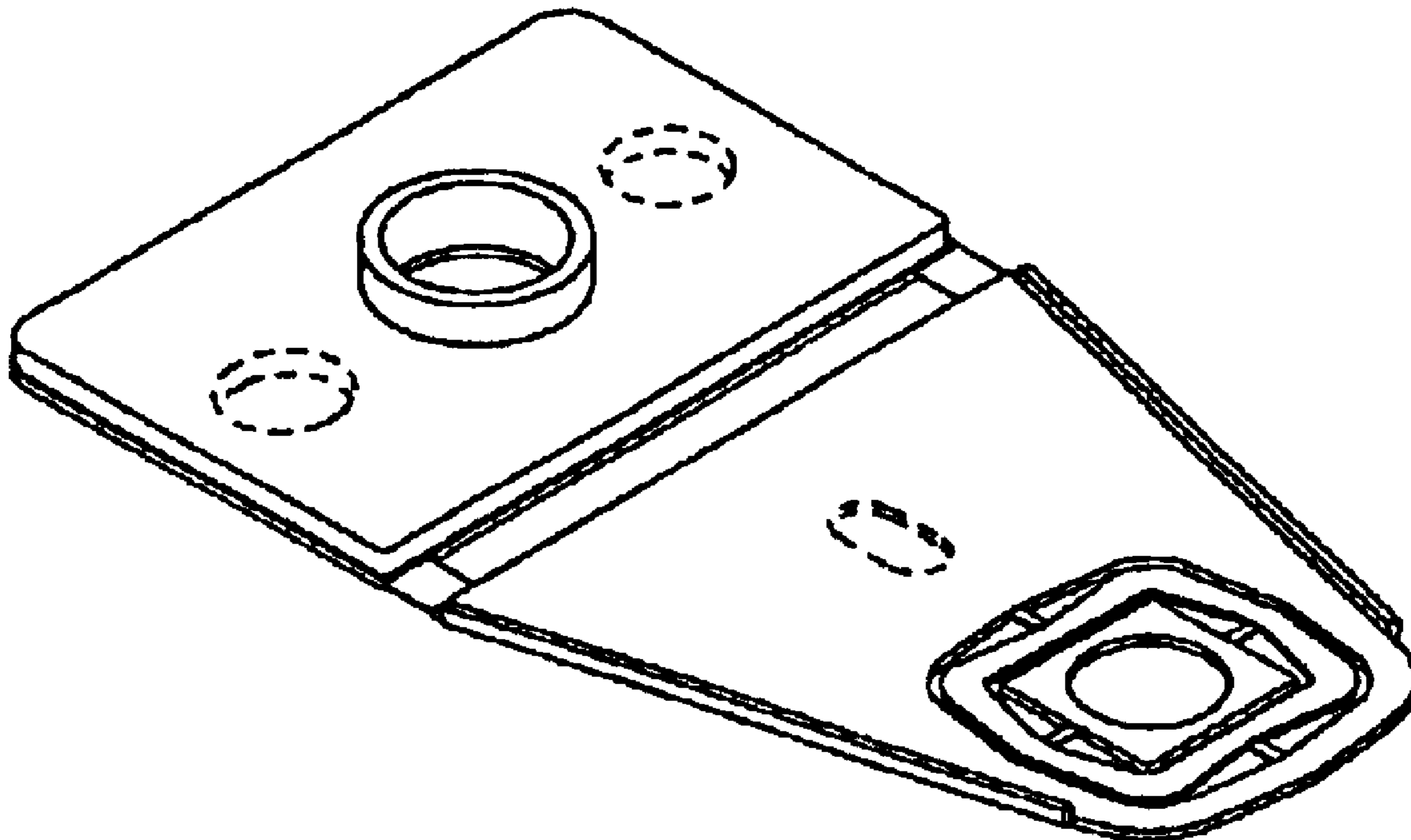
FIG. 5 is a right side elevational view thereof;

FIG. 6 is a top plan view thereof; and,

FIG. 7 is a bottom plan view thereof.

The broken line illustration in the drawings disclosure (FIGS. 1-3) is not part of the design sought to be patented.

1 Claim, 4 Drawing Sheets



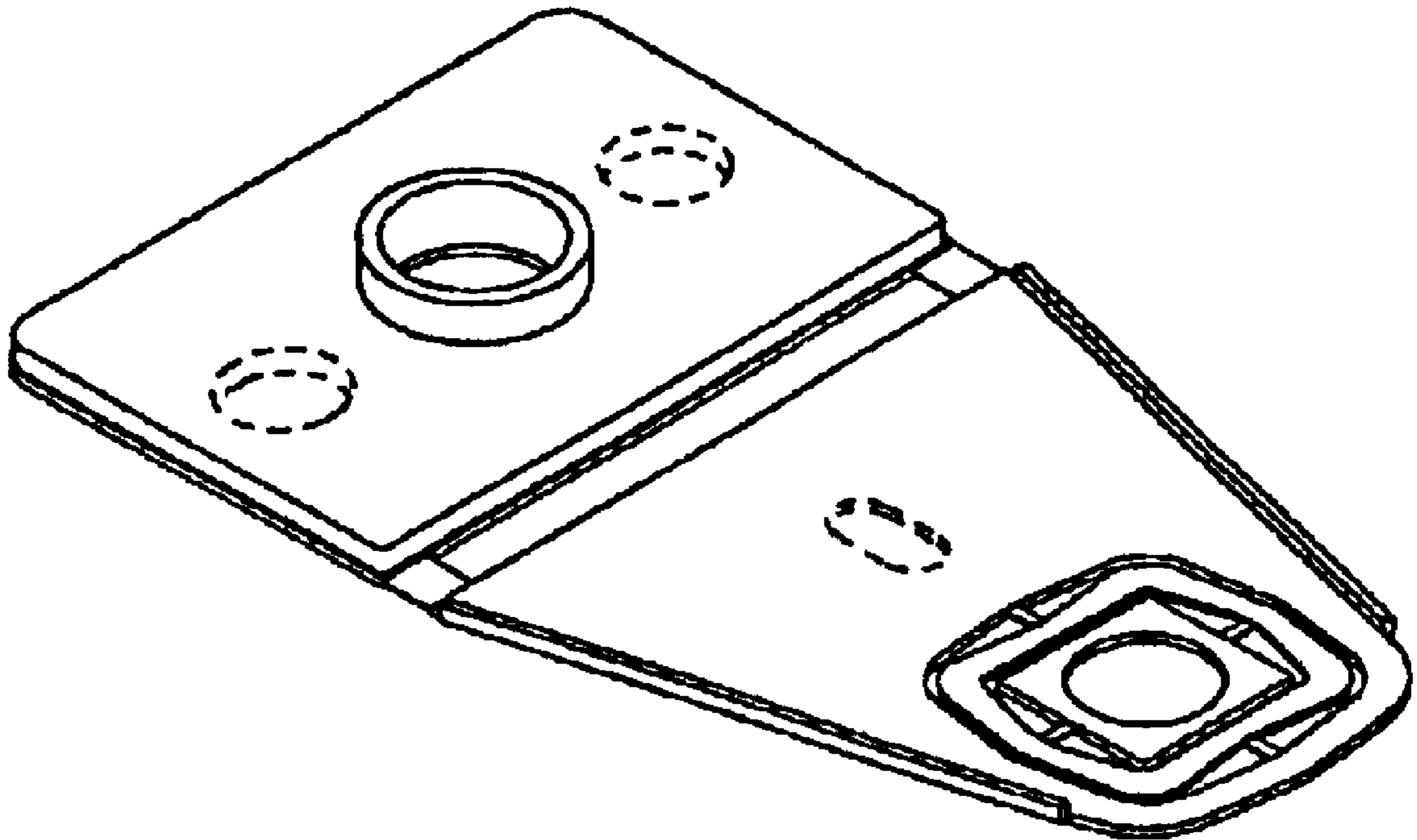


FIG. 1

FIG. 2

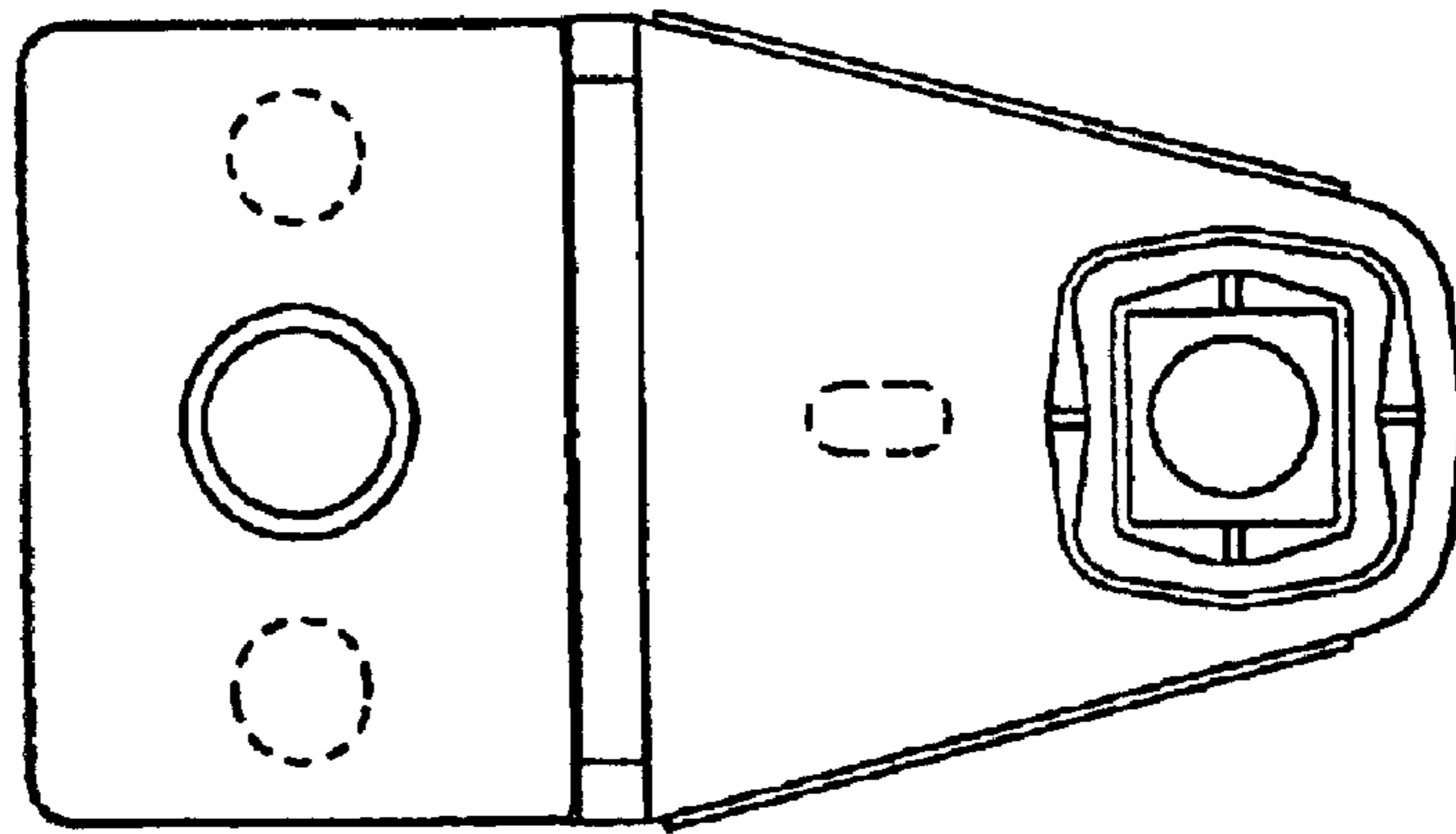


FIG. 3

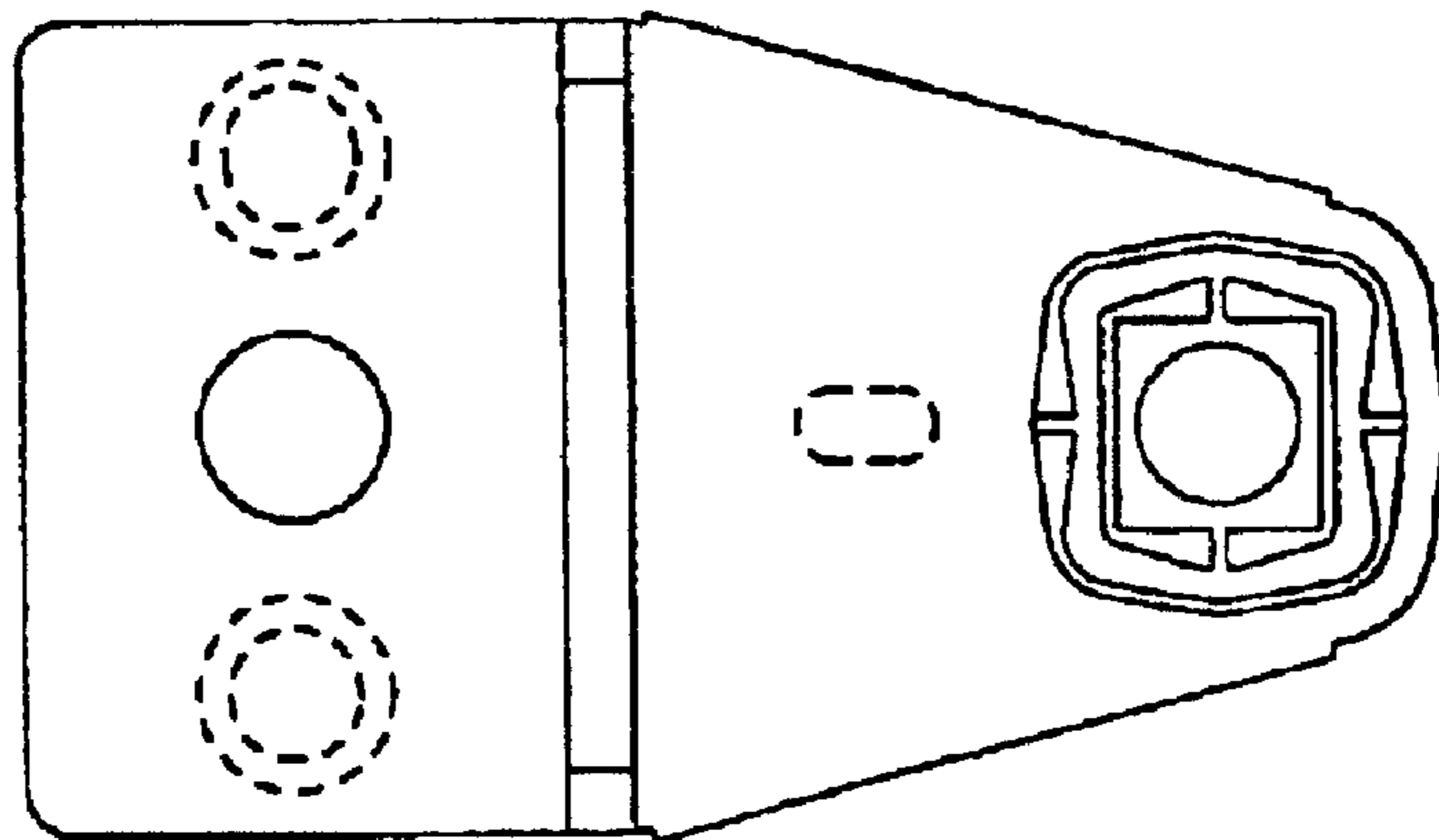


FIG. 4



FIG. 5



FIG. 6

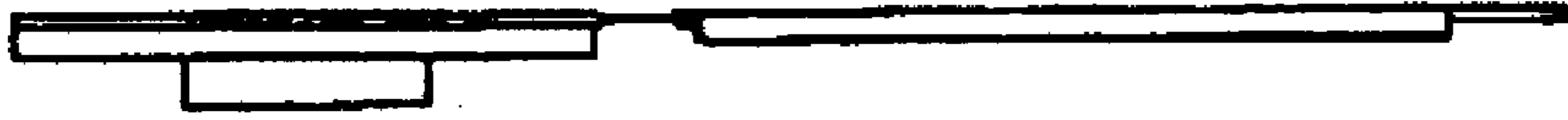


FIG. 7

