



US00D491181S

(12) **United States Design Patent**
Asadibagheri

(10) **Patent No.:** **US D491,181 S**

(45) **Date of Patent:** **** Jun. 8, 2004**

(54) **PERSONAL COMPUTER/KEYBOARD**

D439,903 S * 4/2001 Kaneko et al. D14/396
D443,270 S * 6/2001 Lo D14/392

(75) Inventor: **Hossein Asadibagheri, Irvine, CA (US)**

* cited by examiner

(73) Assignee: **Cybernet Manufacturing, Inc.,
Newport Beach, CA (US)**

Primary Examiner—Freda Nunn

(**) Term: **14 Years**

(74) *Attorney, Agent, or Firm*—Stetina Brunda Garred &
Brucker

(21) Appl. No.: **29/180,618**

(57) **CLAIM**

(22) Filed: **Apr. 28, 2003**

The ornamental design for a personal computer/keyboard, as shown and described.

(51) **LOC (7) Cl.** **14-02**

DESCRIPTION

(52) **U.S. Cl.** **D14/392**

(58) **Field of Search** D14/391, 392,
D14/394–396; D18/1, 2, 7; 200/5 A, 5 R,
6 A, 6 R; 235/145 A, 145 R; 341/22, 23;
345/160, 168; 400/485, 486, 488, 489,
492

FIG. 1 is a top perspective view of the personal computer/
keyboard of the present invention showing my new design;
FIG. 2 is a top plan view thereof;
FIG. 3 is a front elevational view thereof;
FIG. 4 is a rear elevational view thereof;
FIG. 5 is a left side view thereof; and,
FIG. 6 is a right side view thereof.


(56) **References Cited**

The broken lines are shown in FIG. 4 for illustrative purposes only and form no part of the claimed design.

U.S. PATENT DOCUMENTS

D387,051 S * 12/1997 Peng D14/392
D398,003 S * 9/1998 Dingman et al. D14/396

1 Claim, 2 Drawing Sheets






Fig. 1




Fig. 2




Fig. 3

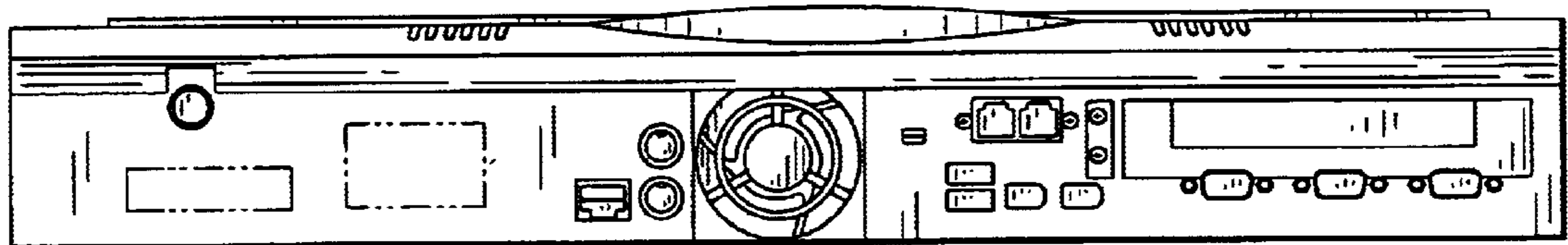


Fig. 4

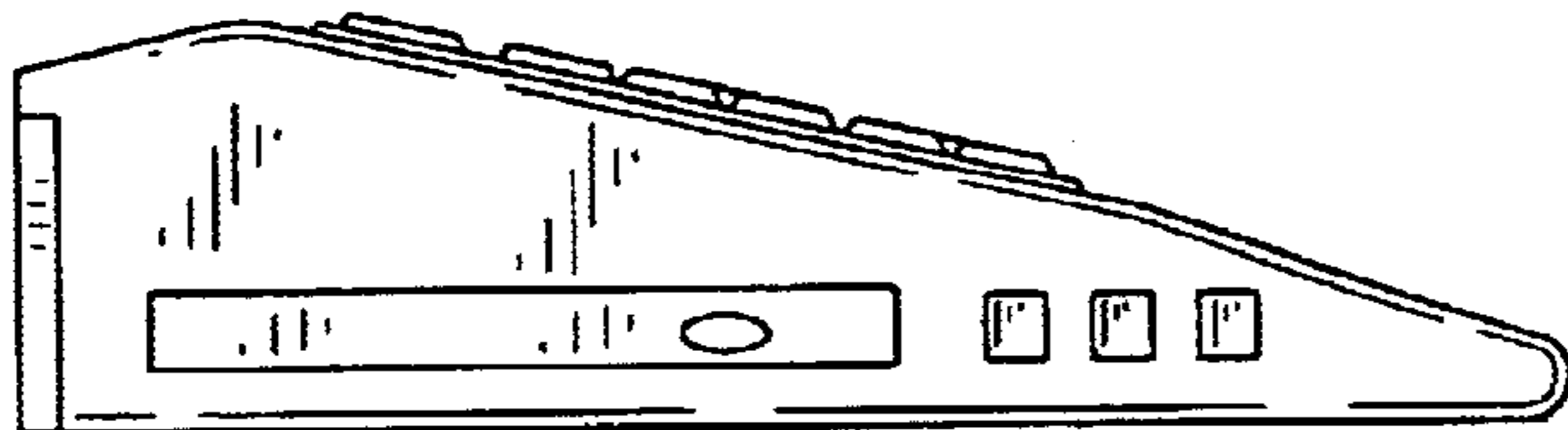


Fig. 5

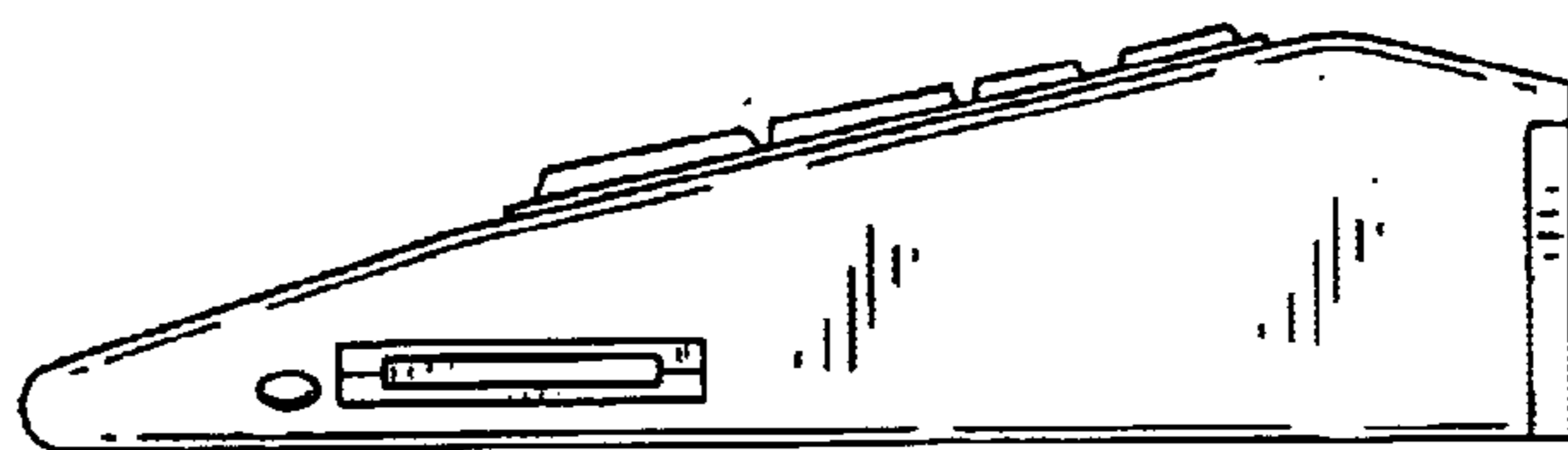


Fig. 6