



US00D491176S

(12) **United States Design Patent**
Shimano et al.

(10) **Patent No.:** **US D491,176 S**
(45) **Date of Patent:** **** Jun. 8, 2004**

(54) **NOTEBOOK COMPUTER WITH TOUCH SCREEN**

(75) Inventors: **Kenji Shimano**, Tokyo (JP); **Scott Yu**, San Francisco, CA (US); **Trent Stoddard**, Kawasaki (JP)

(73) Assignee: **Toshiba America Information Systems, Inc.**, Irvine, CA (US)

(**) Term: **14 Years**

(21) Appl. No.: **29/152,345**

(22) Filed: **Dec. 17, 2001**

(51) **LOC (7) Cl.** **14-02**

(52) **U.S. Cl.** **D14/318**

(58) **Field of Search** D14/315-327,
D14/336, 337, 341; D18/1, 2, 7; 235/145 A,
145 R; 341/22, 23; 345/104, 156, 168,
169, 173; 361/680-686; 400/486, 489

(56) **References Cited**

U.S. PATENT DOCUMENTS

D284,474 S	7/1986	Sawada	
D315,549 S	3/1991	Clough et al.	
D319,434 S	8/1991	Lund	
5,103,376 A *	4/1992	Blonder	361/681
5,200,913 A	4/1993	Hawkins et al.	
D336,464 S	6/1993	Clough et al.	
D345,347 S *	3/1994	Yamazaki	D14/322
5,333,116 A	7/1994	Hawkins et al.	
D349,694 S	8/1994	Takimoto	
5,335,142 A	8/1994	Anderson	
D355,170 S *	2/1995	Mizusugi et al.	D14/336
D358,374 S	5/1995	Yamazaki et al.	
5,498,165 A	3/1996	Tseng	
D385,533 S	10/1997	Adams	
5,768,163 A	6/1998	Smith, II	
5,917,475 A	6/1999	Kuzunuki et al.	
5,987,704 A	11/1999	Tang	
D424,537 S *	5/2000	Arai et al.	D14/318

6,141,208 A	10/2000	Hong et al.	
D437,317 S *	2/2001	Howarth et al.	D14/336
D438,538 S *	3/2001	Ogasawara	D14/317
6,202,256 B1	3/2001	Bovio et al.	
6,219,681 B1	4/2001	Hawkins et al.	
6,256,194 B1	7/2001	Choi et al.	
6,275,376 B1	8/2001	Moon	
6,297,947 B1	10/2001	Howell et al.	
6,300,921 B1	10/2001	Moriconi et al.	
6,301,768 B1	10/2001	Kung et al.	
6,304,433 B2	10/2001	O'Neal et al.	
6,394,431 B1	10/2001	Moriconi et al.	
2001/0001859 A1	5/2001	Hawkins et al.	

* cited by examiner

Primary Examiner—Freda S. Nunn

(74) *Attorney, Agent, or Firm*—Pillsbury Winthrop LLP

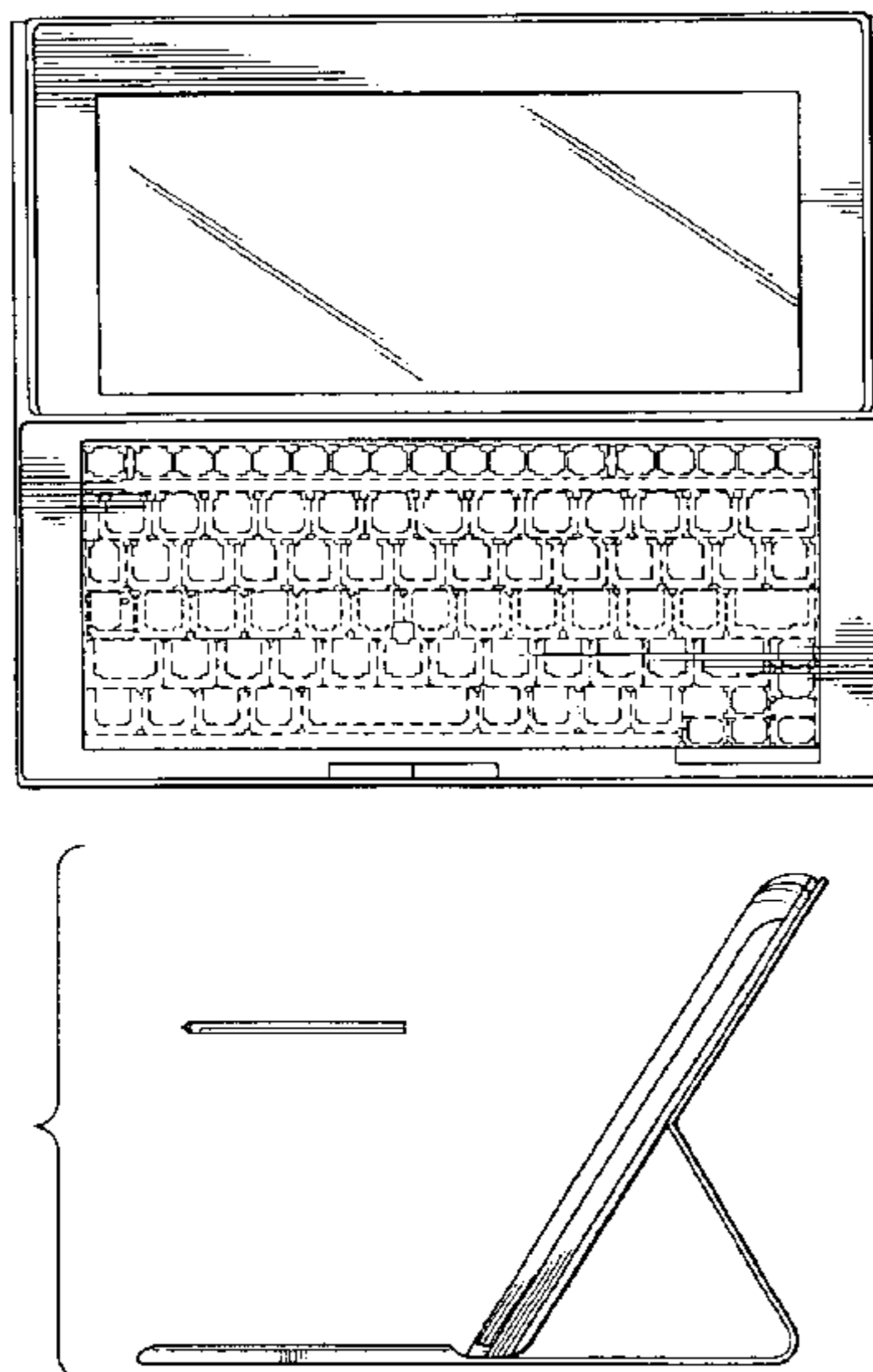
(57) **CLAIM**

The ornamental design for a notebook computer with touch screen, as shown and described.

DESCRIPTION

FIG. 1 is a top plan view of a notebook computer with touchscreen in a tablet configuration;
 FIG. 2 is a right side view thereof, which is mirror image of a left side view thereof;
 FIG. 3 is a front view thereof;
 FIG. 4 is a back view thereof;
 FIG. 5 is a top plan view of a notebook computer with touchscreen in a laptop configuration;
 FIG. 6 is a right side view thereof, which is a mirror image of a left side view thereof;
 FIG. 7 is a front view thereof;
 FIG. 8 is a back view thereof;
 FIG. 9 is a right side view of a notebook computer with touchscreen in a closed configuration, which is a mirror image of a left side view thereof;
 FIG. 10 is a front view thereof; and,
 FIG. 11 is a back view thereof.

1 Claim, 4 Drawing Sheets



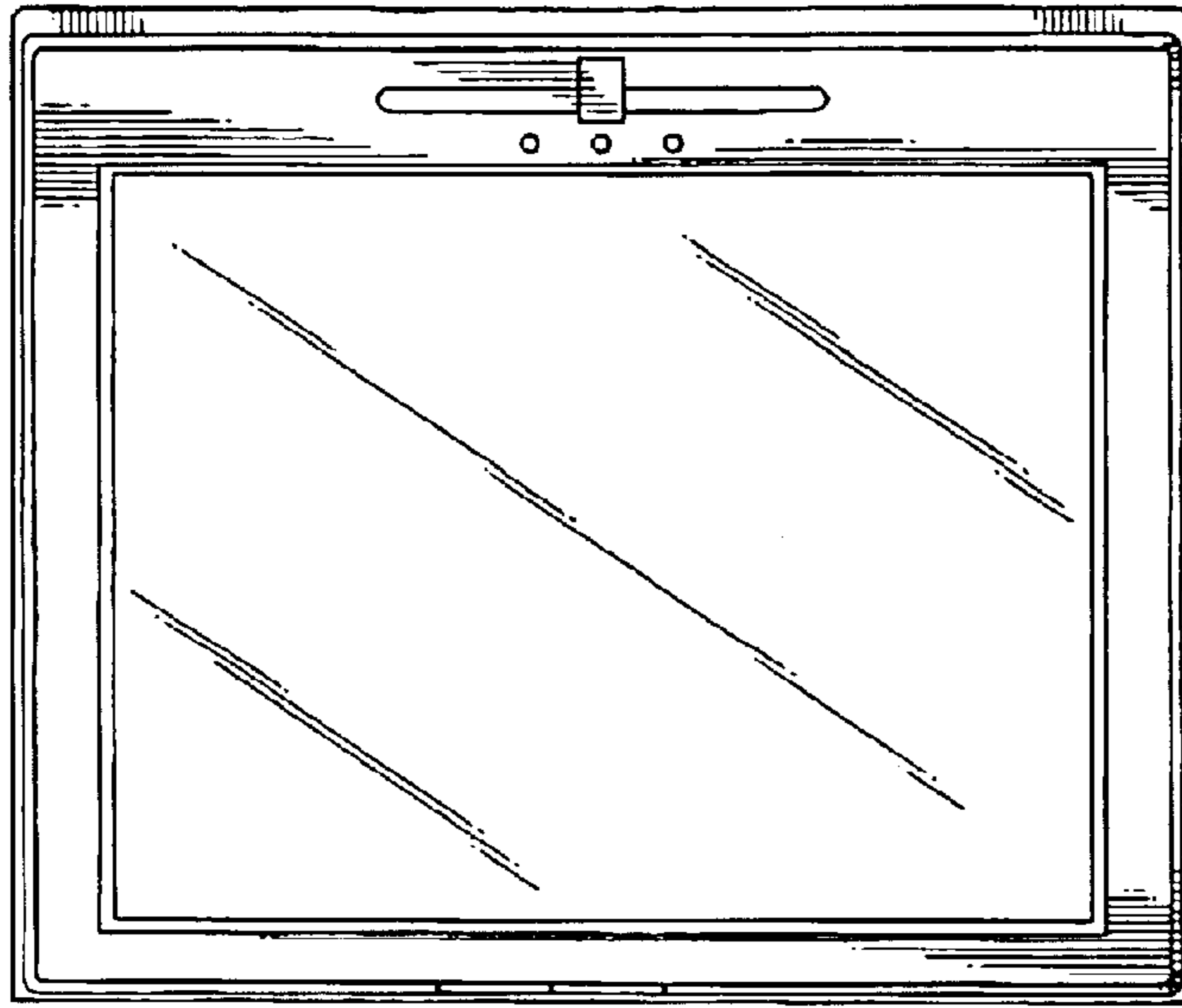


FIG. 1




FIG. 2



FIG. 3



FIG. 4

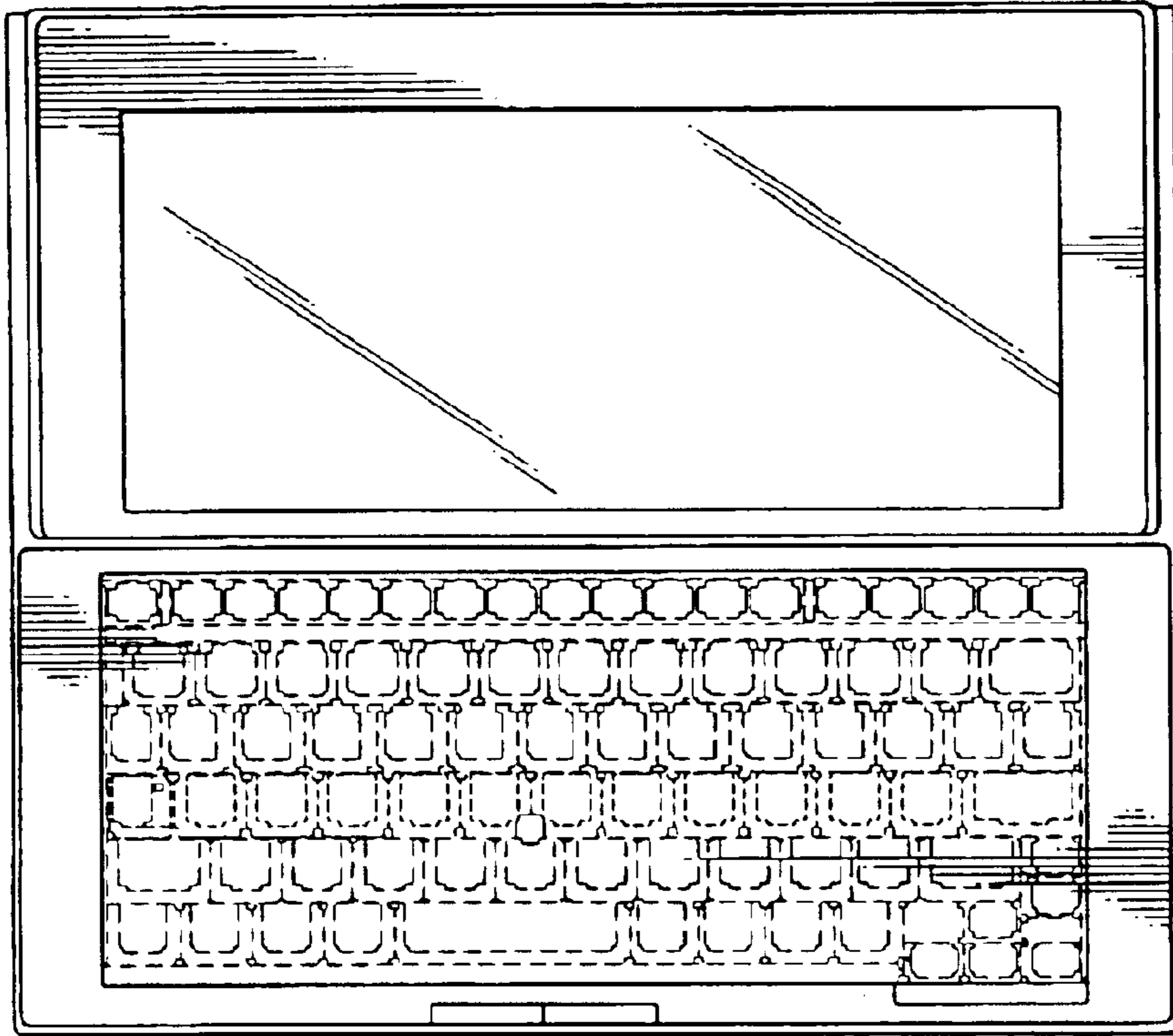


FIG. 5

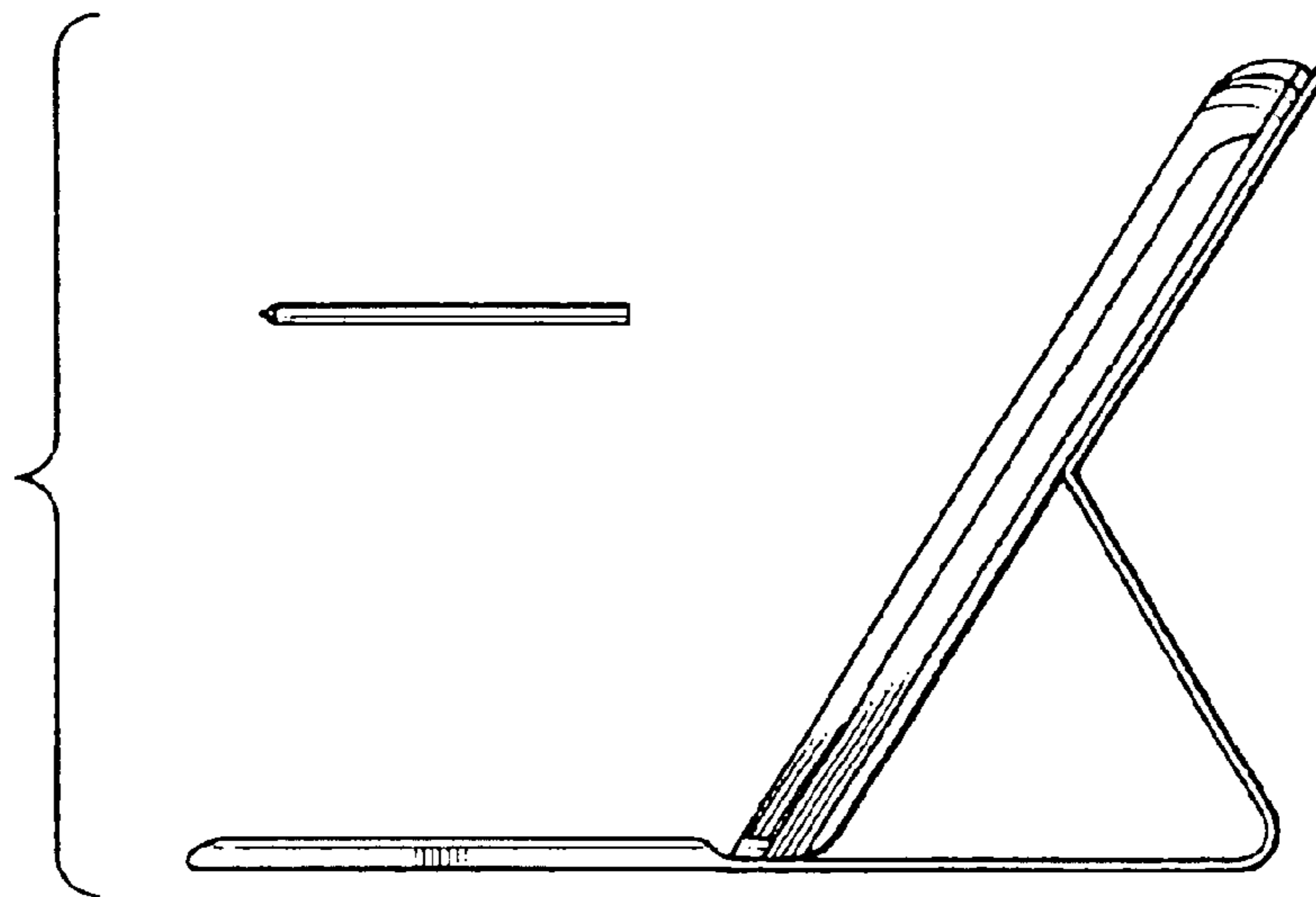


FIG. 6

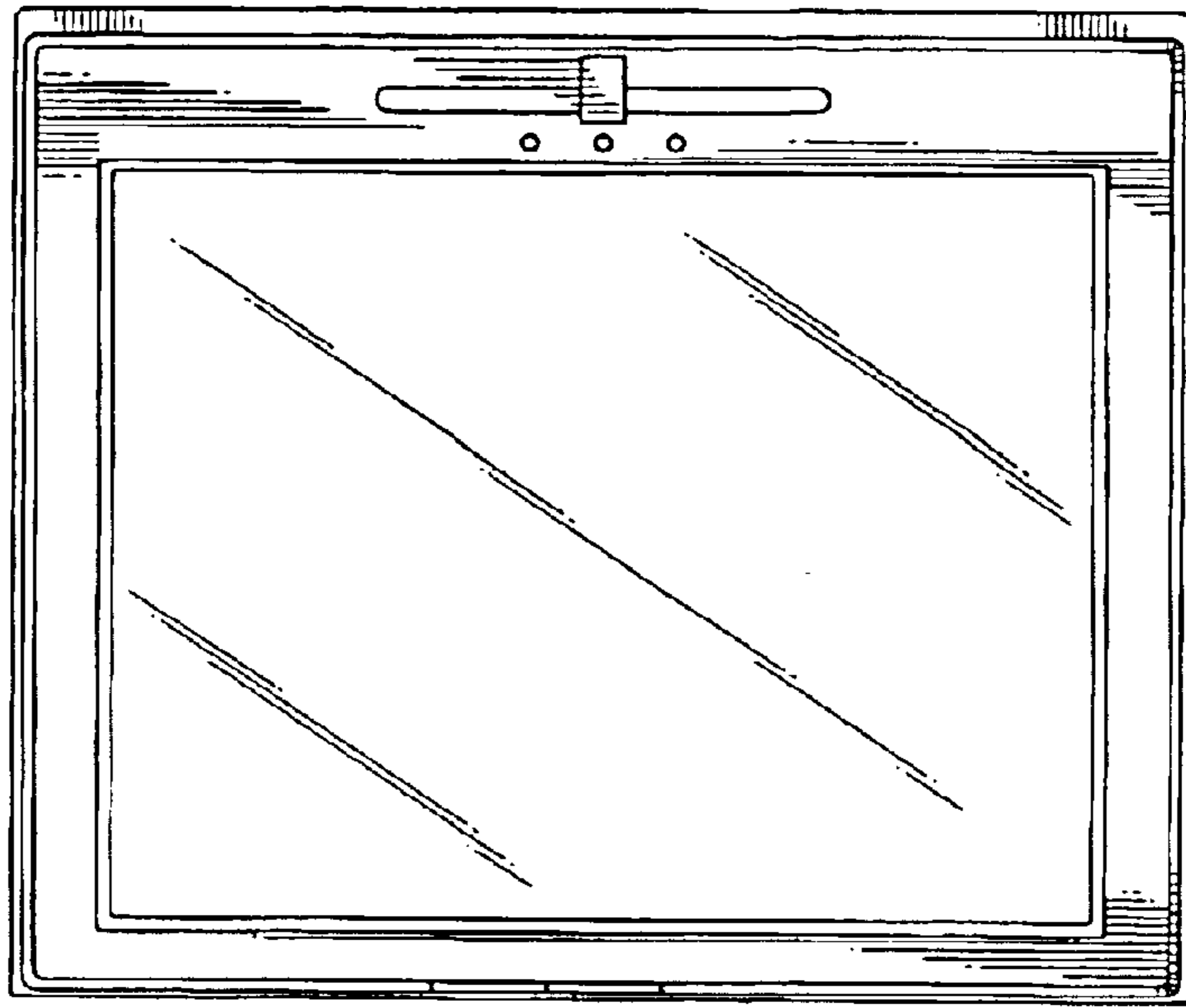


FIG. 7




FIG. 8




FIG. 9




FIG. 10




FIG. 11