



US00D491163S

(12) **United States Design Patent**
Green

(10) **Patent No.:** **US D491,163 S**

(45) **Date of Patent:** **** Jun. 8, 2004**

(54) **HEADSET**

(75) **Inventor:** **Seth N. Green**, Newton, MA (US)

(73) **Assignee:** **Bose Corporation**, Framingham, MA (US)

(**) **Term:** **14 Years**

(21) **Appl. No.:** **29/172,954**

(22) **Filed:** **Dec. 20, 2002**

(51) **LOC (7) Cl.** **14-01**

(52) **U.S. Cl.** **D14/205**

(58) **Field of Search** D14/192, 194,
D14/205, 206, 223; 181/129, 130; 379/430,
433; 381/381, 375; 2/209; D29/112

(56) **References Cited**

U.S. PATENT DOCUMENTS

D229,833 S	*	1/1974	Becker	D14/205
D255,352 S	*	6/1980	Besasio	D14/205
D336,646 S	*	6/1993	Yamazaki et al.	D14/205
D358,390 S	*	5/1995	Hayashi	D14/205
D409,197 S	*	5/1999	Nakamura	D14/205
5,987,147 A	*	11/1999	Nishimoto	381/375

D420,356 S	*	2/2000	Suzuki	D14/205
D435,249 S	*	12/2000	Yasutomi	D14/205
6,353,938 B1	*	3/2002	Young	2/209
D457,874 S	*	5/2002	Yoneda	D14/205
D458,597 S	*	6/2002	Davies et al.	D14/206
6,449,806 B1	*	9/2002	Engelhard et al.	2/209 X

* cited by examiner

Primary Examiner—Paula A. Mortimer

(74) *Attorney, Agent, or Firm*—Fish & Richardson P.C.

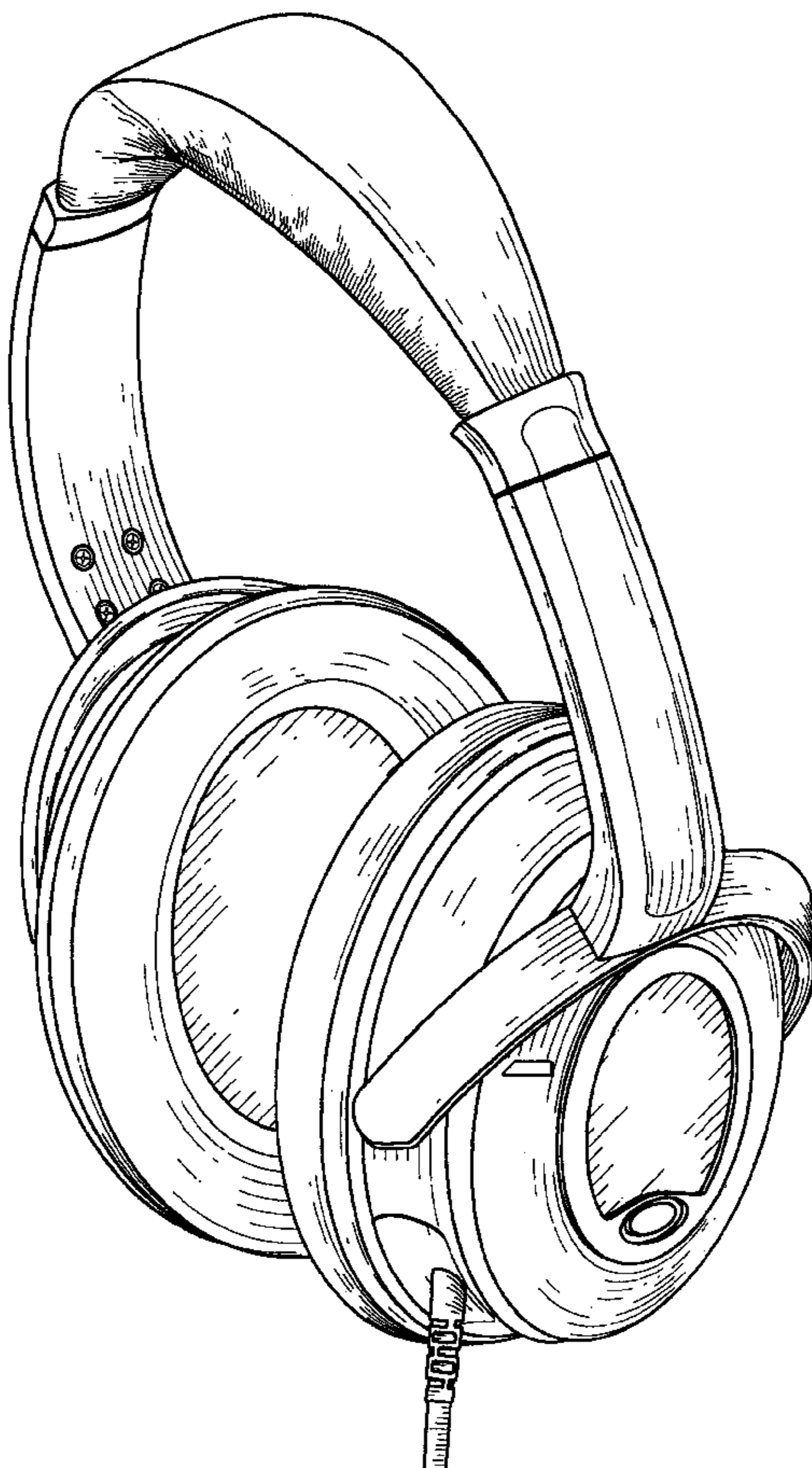
(57) **CLAIM**

The ornamental design for a headset, substantially as shown and described.

DESCRIPTION

FIG. 1 is a front perspective view of a headset showing my new design;
FIG. 2 is a front elevational view thereof;
FIG. 3 is a rear elevational view thereof;
FIG. 4 is a side elevational view thereof;
FIG. 5 is an opposite side elevational view thereof;
FIG. 6 is a top plan view thereof; and,
FIG. 7 is a bottom plan view thereof.

1 Claim, 6 Drawing Sheets






FIG. 1



FIG. 2




FIG. 3

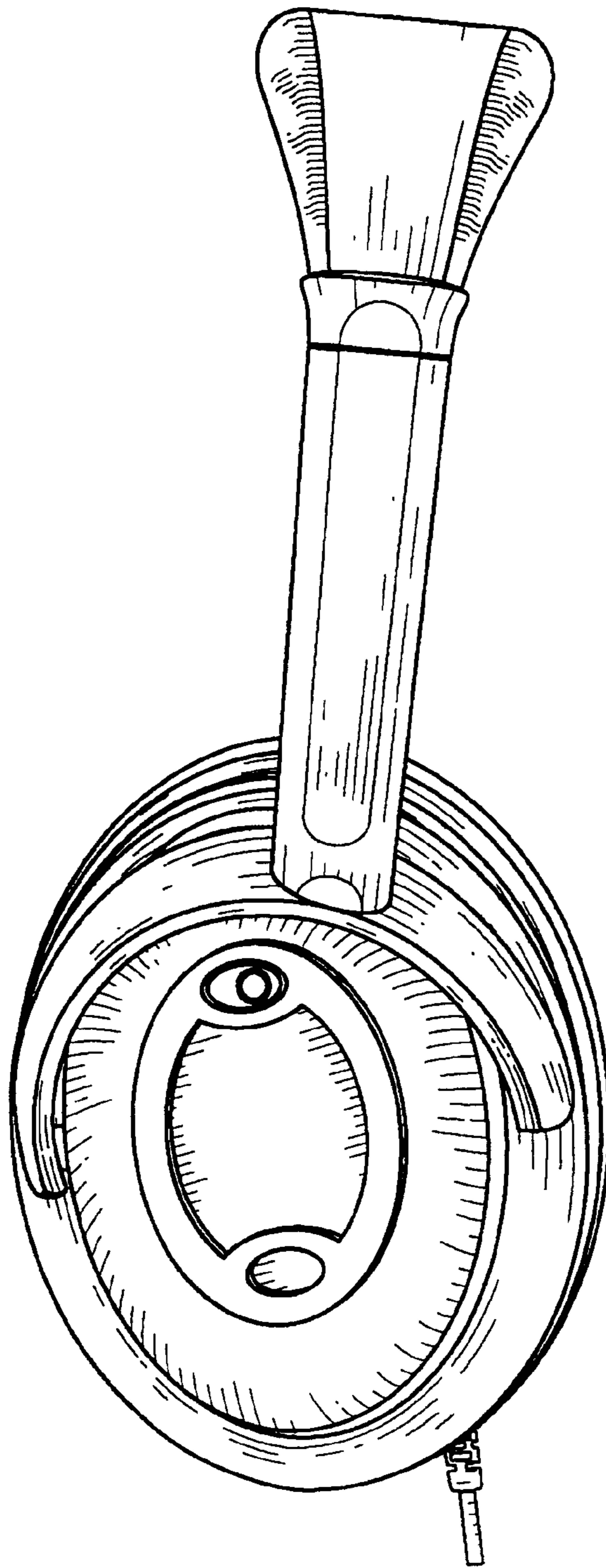


FIG. 4

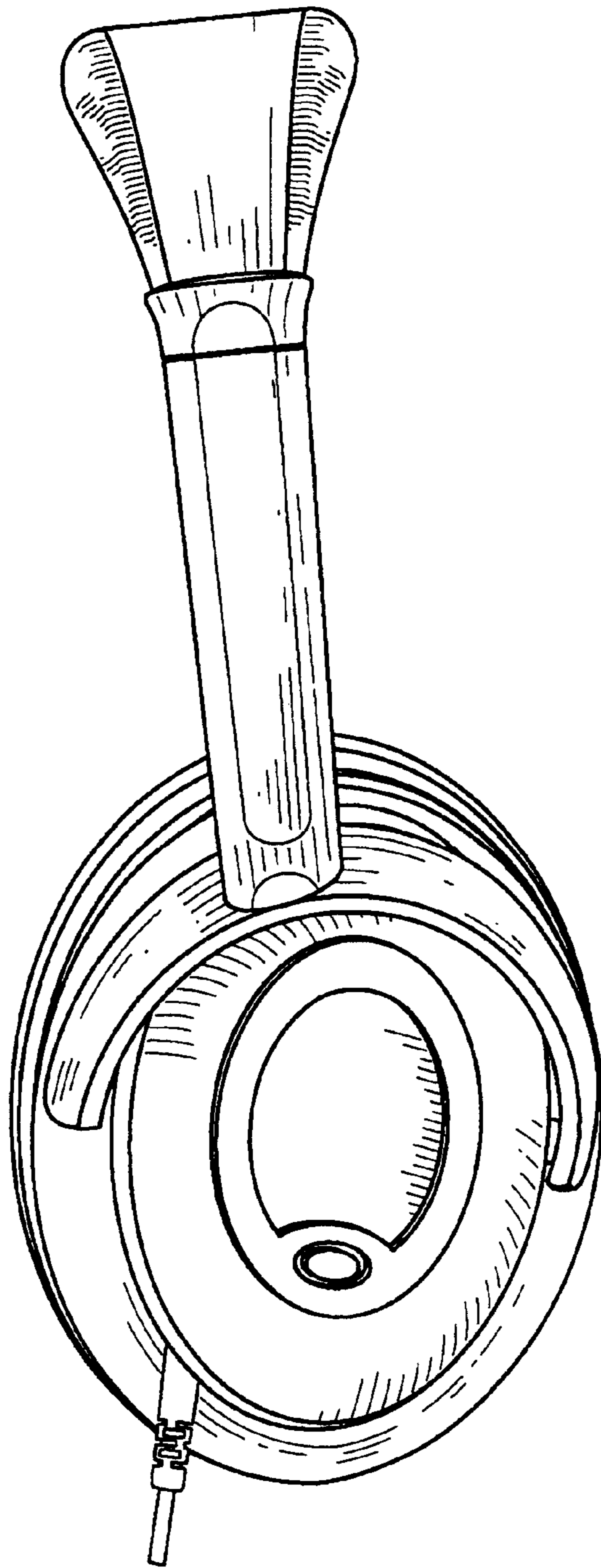


FIG. 5

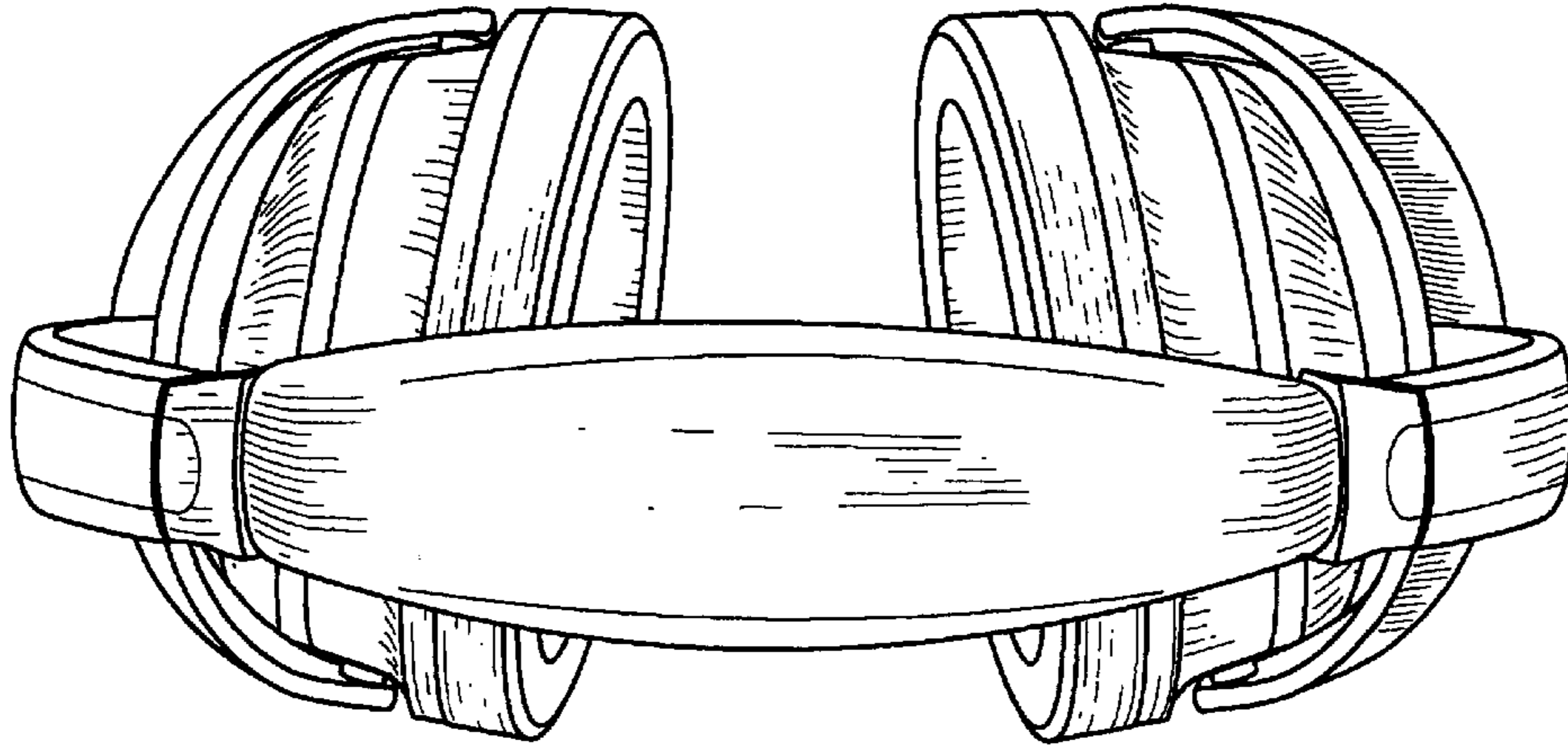


FIG. 6




FIG. 7