



US00D491158S

(12) **United States Design Patent**
Mou et al.

(10) **Patent No.:** **US D491,158 S**
(45) **Date of Patent:** **** Jun. 8, 2004**

(54) **MOBILE PHONE**
(75) Inventors: **Michael Mou, Tu-Cheng (TW);
Hsiao-Jung Hsu, Tu-Cheng (TW)**
(73) Assignee: **DBTEL Incorporated (TW)**
(**) Term: **14 Years**
(21) Appl. No.: **29/191,250**
(22) Filed: **Oct. 3, 2003**
(51) **LOC (7) Cl.** **14-03**
(52) **U.S. Cl.** **D14/138; D10/2; D10/18**
(58) **Field of Search** **D14/137, 138,
D14/218, 147-148, 247-248, 144, 341-347;
379/433.01-433.13, 419, 434, 428.01-428.04,
420.01-420.04, 440; 455/550.1-90.3; D21/517;
D13/168; D18/2, 7; 345/168, 169; D10/2,
18**

D465,466 S * 11/2002 Hyun D14/138
D468,282 S * 1/2003 Chen D14/138
D468,283 S * 1/2003 Hong et al. D14/138
D468,713 S * 1/2003 Lee et al. D14/138
D475,689 S * 6/2003 Shimazu et al. D14/138
D477,295 S * 7/2003 Chung D14/138
D477,296 S * 7/2003 Minamide D14/138
D477,581 S * 7/2003 Iijima et al. D14/138
D481,696 S * 11/2003 Wei et al. D14/138
D483,341 S * 12/2003 Rausch et al. D14/138
D484,478 S * 12/2003 Kota et al. D14/138
D484,479 S * 12/2003 Park D14/138
D484,862 S * 1/2004 Yang D14/138
D484,864 S * 1/2004 Liang et al. D14/138
2003/0083023 A1 * 5/2003 Chang et al. 455/90
2003/0096582 A1 * 5/2003 Kim 455/90

* cited by examiner

Primary Examiner—Jeffrey Asch
(74) *Attorney, Agent, or Firm*—Dellett & Walters

(57) **CLAIM**

The ornamental design for a mobile phone, as shown and described.

(56) **References Cited**

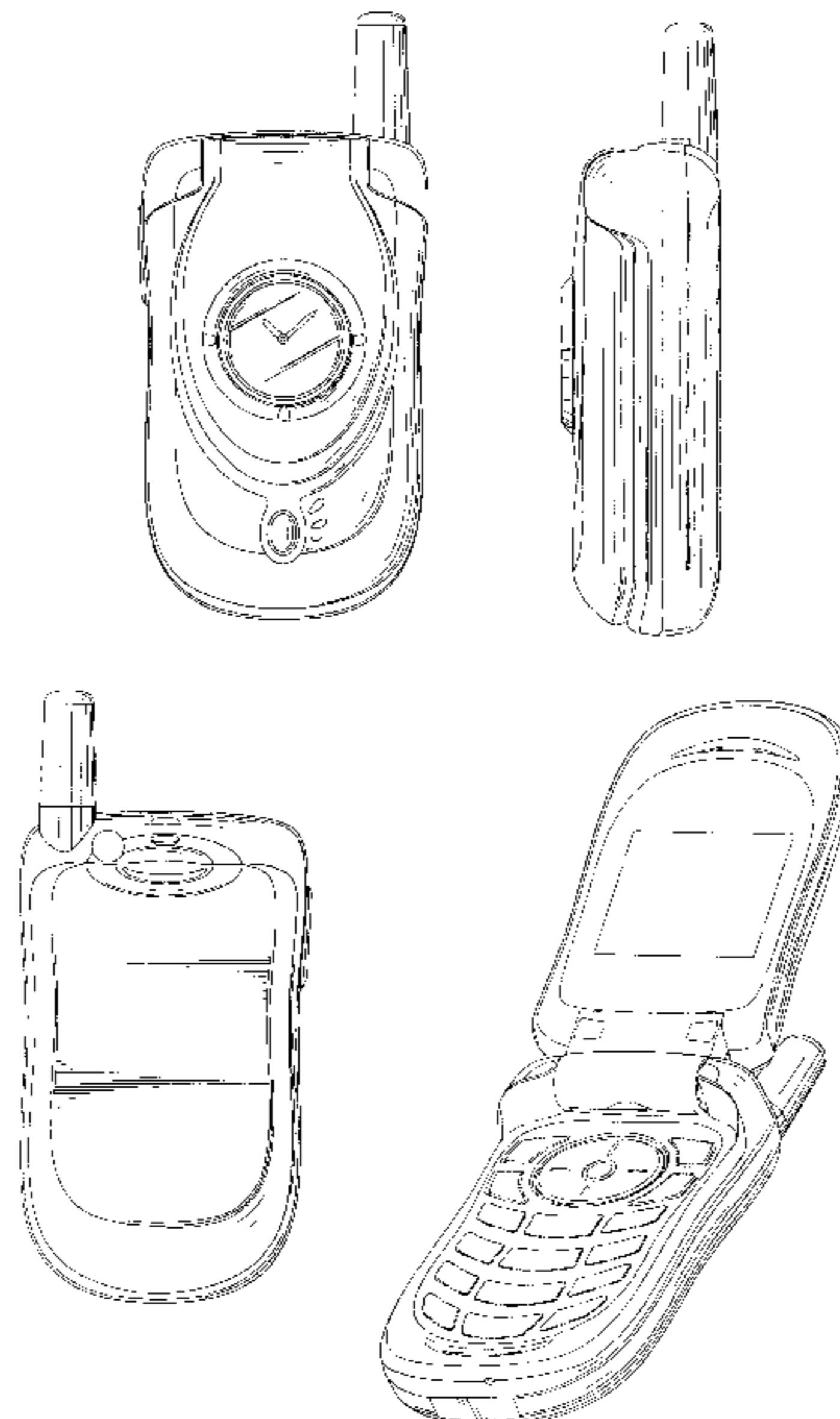
U.S. PATENT DOCUMENTS

D120,940 S * 6/1940 Lobel D3/233
D268,304 S * 3/1983 Schimmel D3/233
D313,759 S * 1/1991 Nomizu D10/31
D345,923 S * 4/1994 Clincy D10/5
D366,874 S * 2/1996 Robinson et al. D14/163
D402,291 S * 12/1998 Scalisi et al. D14/191
D428,403 S * 7/2000 Hyun D14/138
D430,859 S * 9/2000 Lindeman et al. D14/138
D432,510 S * 10/2000 Hyun D14/138
D439,571 S * 3/2001 Hyun D14/138
D445,411 S * 7/2001 Kim et al. D14/138
D447,741 S * 9/2001 Lee et al. D14/138
D449,284 S * 10/2001 Kim et al. D14/138
D451,485 S * 12/2001 Moss D14/138
D455,135 S * 4/2002 Hyun D14/138
D455,414 S * 4/2002 Lee et al. D14/138
D459,330 S * 6/2002 Suzuki et al. D14/138

DESCRIPTION

FIG. 1 is a perspective view of a mobile phone, showing our new design;
FIG. 2 is a front elevational view thereof;
FIG. 3 is a rear elevational view thereof;
FIG. 4 is a left elevational view thereof;
FIG. 5 is a right elevational view thereof;
FIG. 6 is a top plan view thereof; and
FIG. 7 is a bottom plan view thereof; and,
FIG. 8 is a perspective view of the mobile phone showing the mobile phone opened.
The broken lines in FIGS. 1, 2, and 8 are shown for illustrative purposes only and form no part of the claimed design.

1 Claim, 8 Drawing Sheets



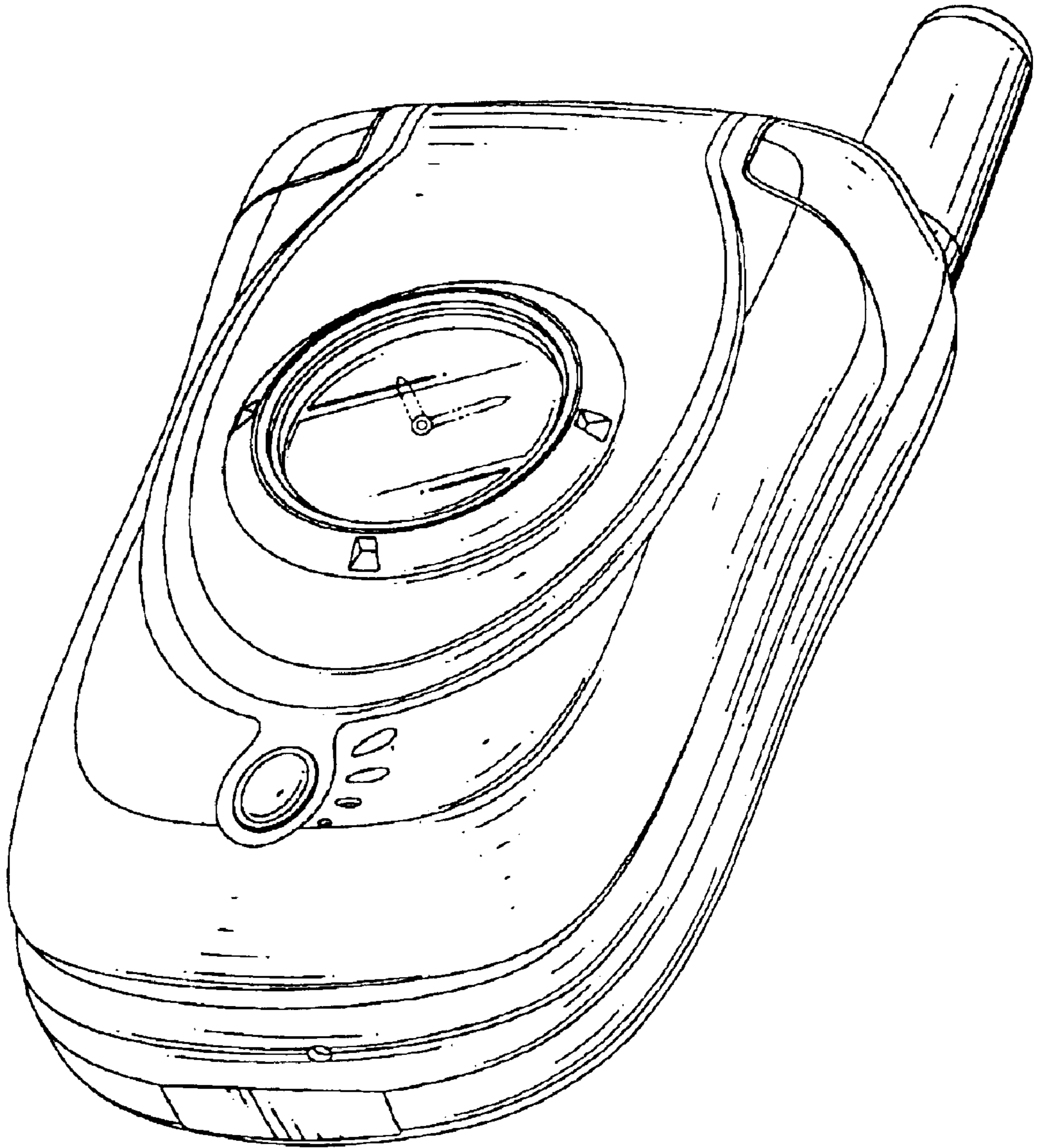


FIG. 1

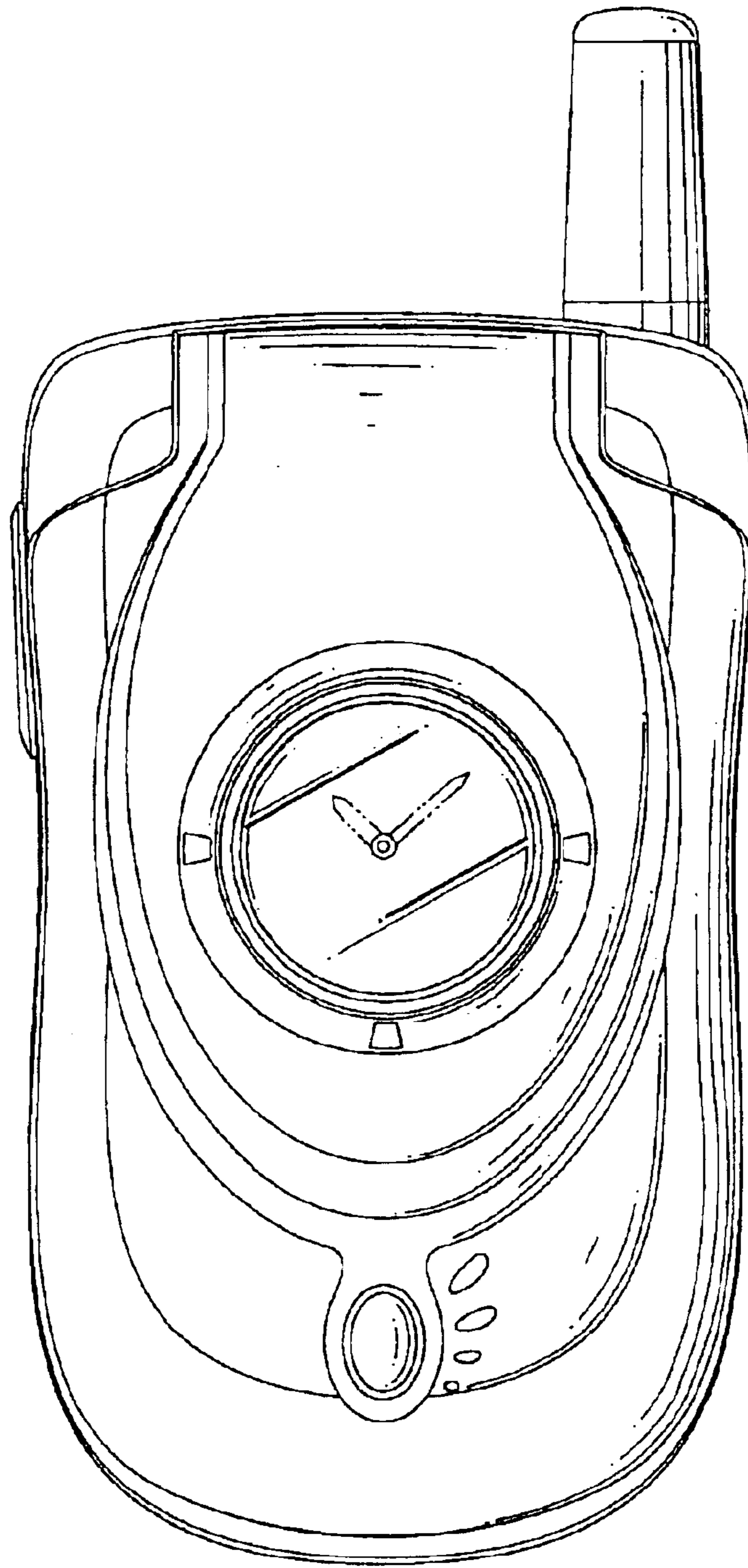


FIG. 2

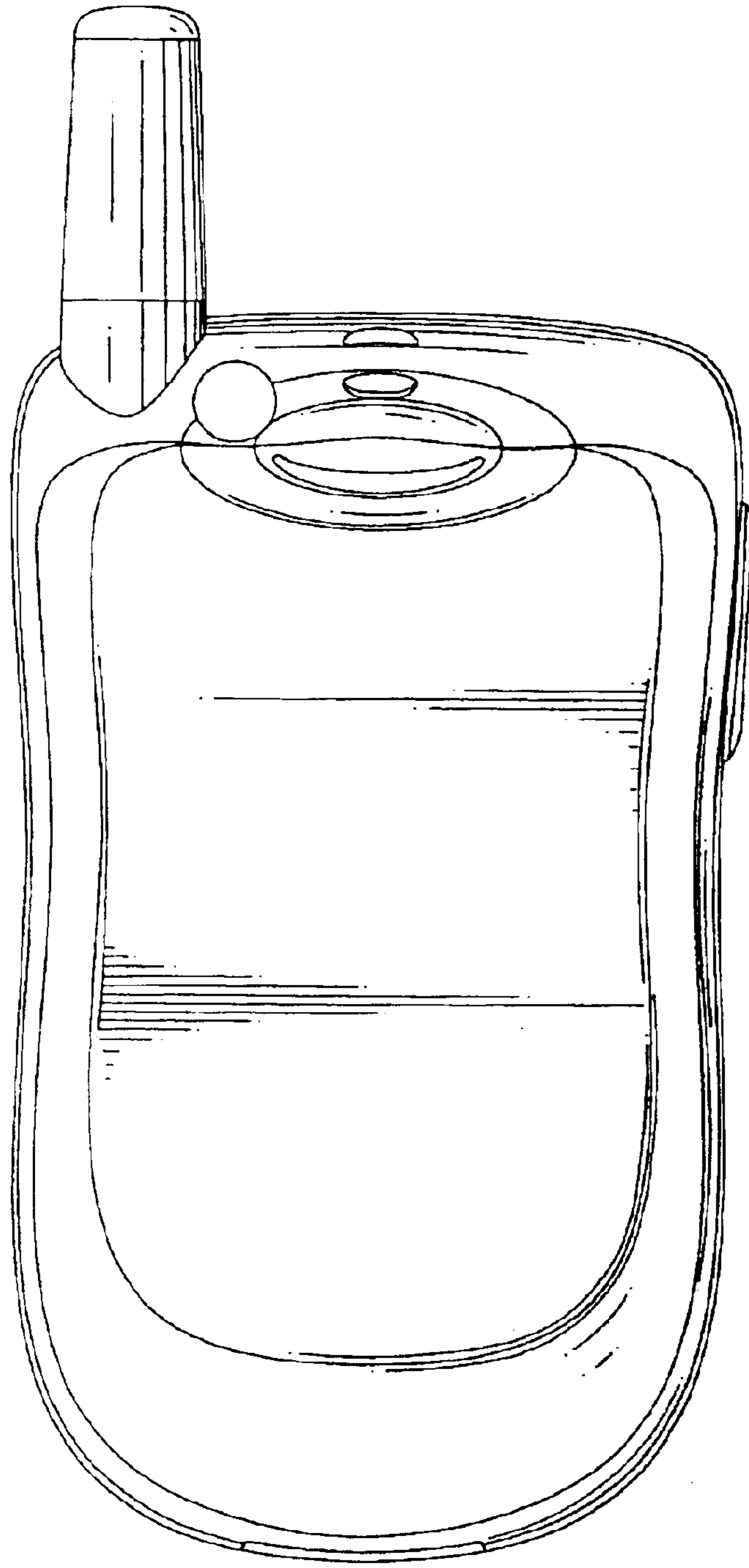


FIG. 3

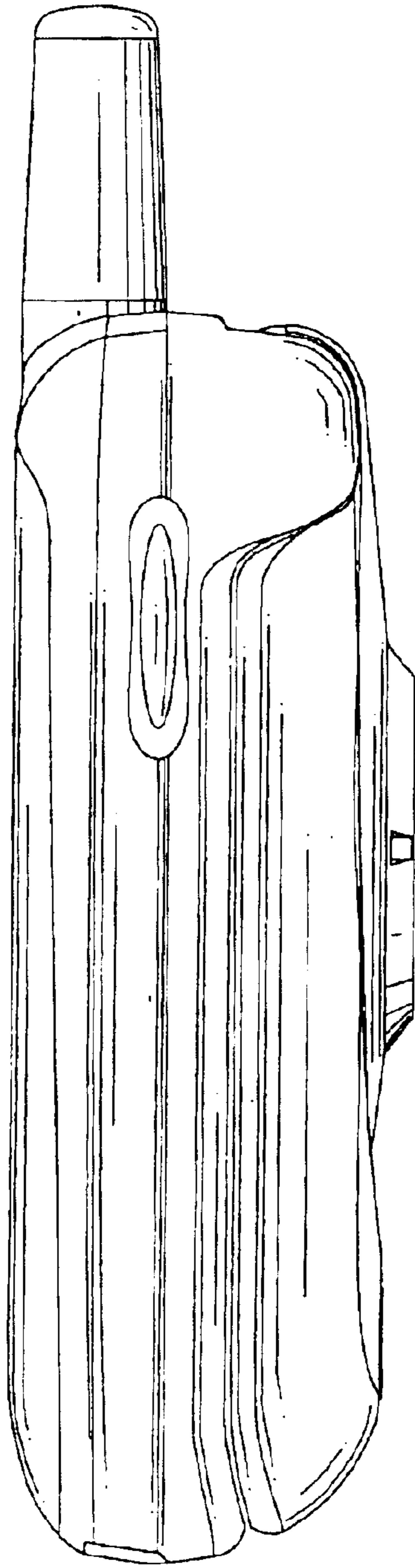


FIG. 4

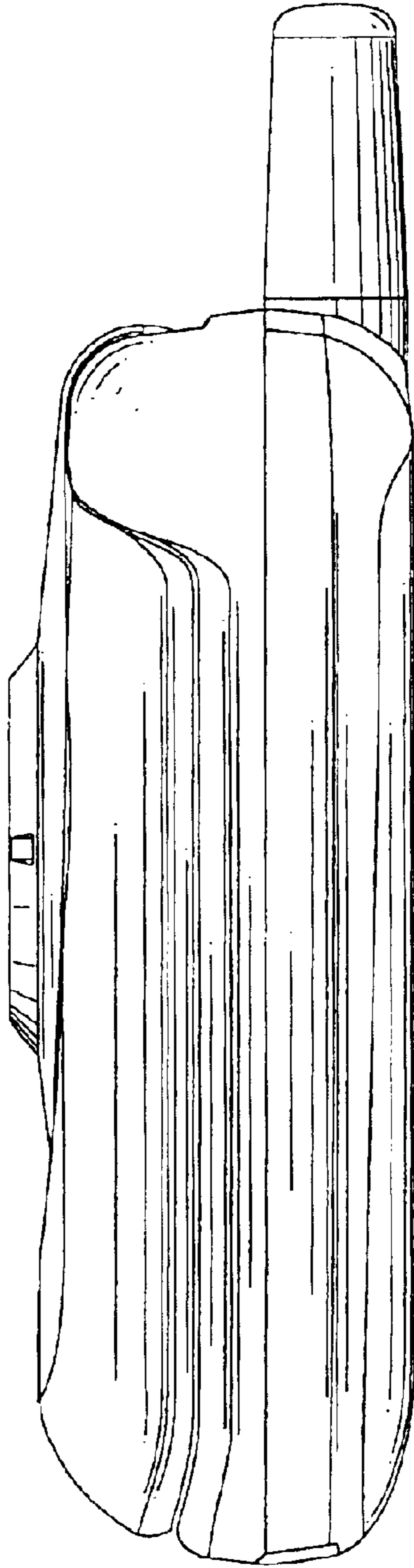


FIG. 5




FIG. 6

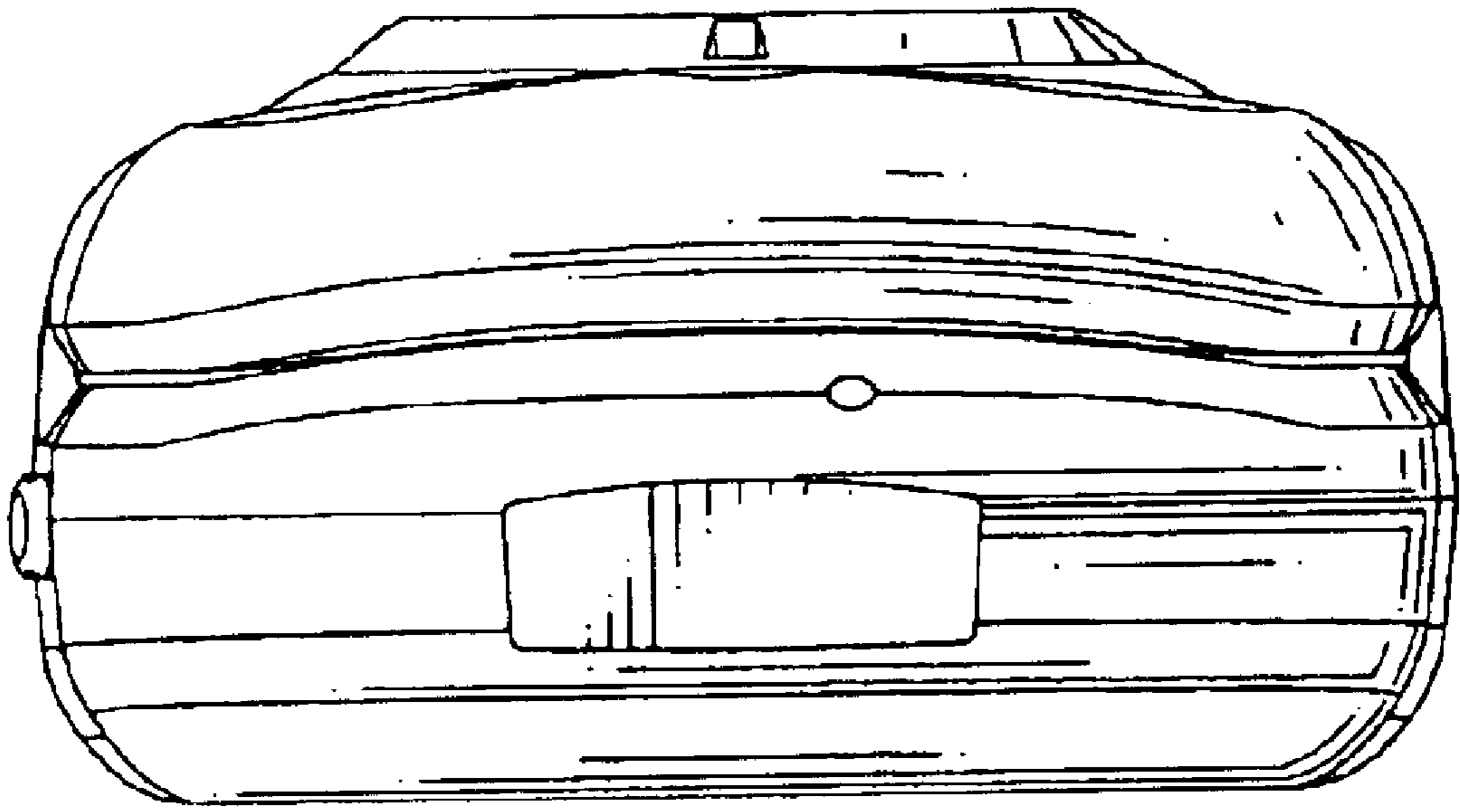


FIG. 7




FIG. 8