



US00D491154S

(12) **United States Design Patent**
Asai et al.

(10) **Patent No.:** **US D491,154 S**

(45) **Date of Patent:** **** Jun. 8, 2004**

(54) **HARDDISK RECORDER**

(75) Inventors: **Yoshihiko Asai**, Tokyo (JP); **Kazuya Ohashi**, Ito (JP)

(73) Assignee: **Matsushita Electric Industrial Co., Ltd.**, Osaka (JP)

(**) Term: **14 Years**

(21) Appl. No.: **29/183,187**

(22) Filed: **Jun. 6, 2003**

(30) **Foreign Application Priority Data**

Feb. 28, 2003 (JP) 2003-005119

(51) **LOC (7) Cl.** **14-01**

(52) **U.S. Cl.** **D14/136; D14/168**

(58) **Field of Search** D14/135-136,
D14/156-157, 160-165, 167-168, 188,
193-198, 257-258, 265; 369/75.1, 75.2,
77.1, 77.2, 6; 455/344, 347-351

(56) **References Cited**

U.S. PATENT DOCUMENTS

D312,456 S * 11/1990 Kasparian et al. D14/137

D431,542 S * 10/2000 Takahashi D14/156
D470,484 S * 2/2003 Storti et al. D14/257
D473,201 S * 4/2003 Ng et al. D14/136

FOREIGN PATENT DOCUMENTS

JP D1135869 3/2002

* cited by examiner

Primary Examiner—Nanda Bondade

(74) *Attorney, Agent, or Firm*—Brinks Hofer Gilson & Lione

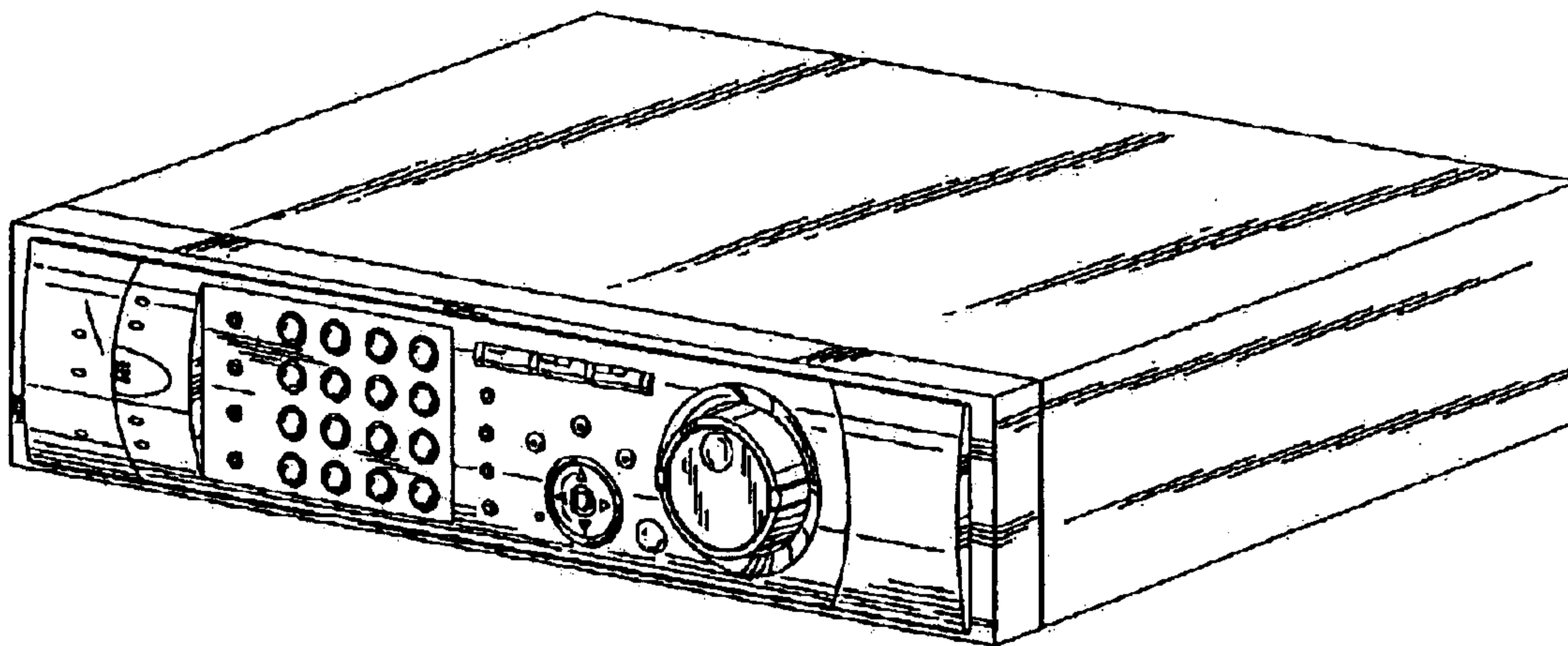
(57) **CLAIM**

The ornamental design for a harddisk recorder, as shown and described.

DESCRIPTION

FIG. 1 is a top perspective view of a harddisk recorder of the present invention;
FIG. 2 is a front view thereof;
FIG. 3 is a first side view thereof;
FIG. 4 is a second side view thereof;
FIG. 5 is a top view thereof; and,
FIG. 6 is a bottom view thereof.

1 Claim, 3 Drawing Sheets



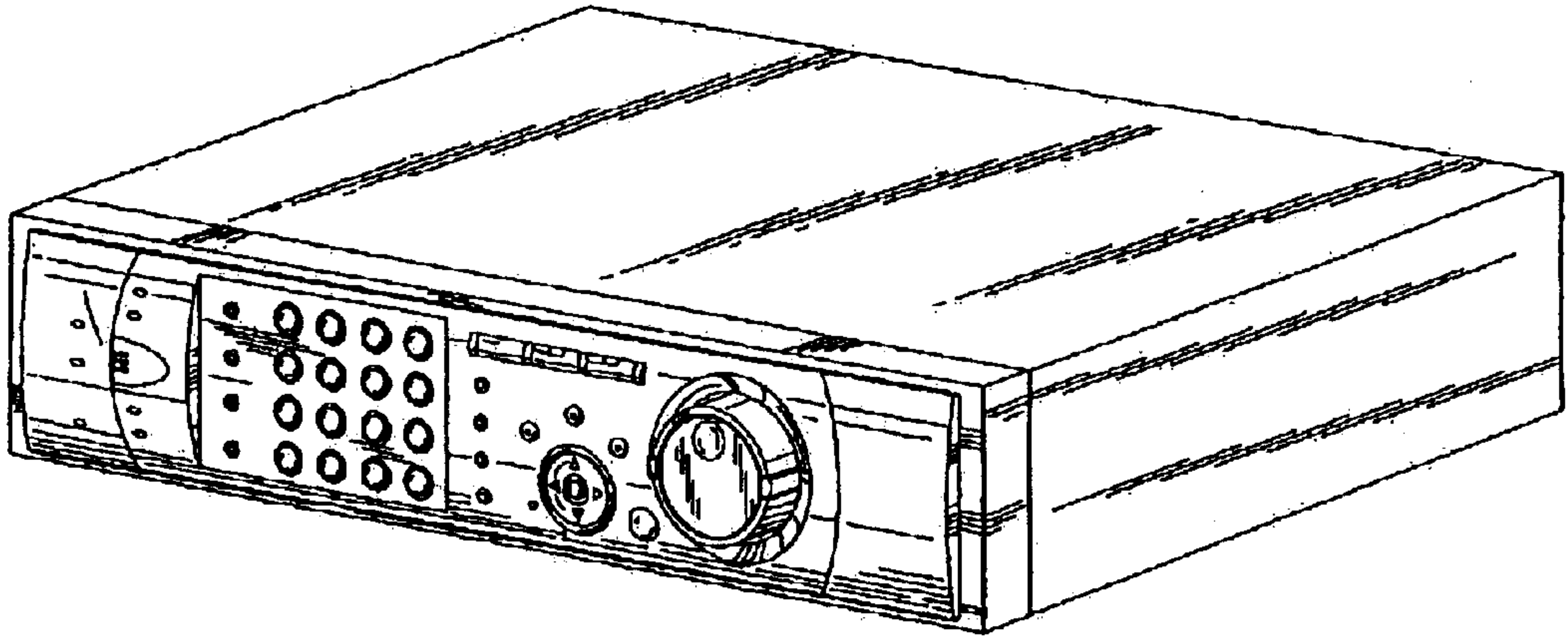


FIG. 1

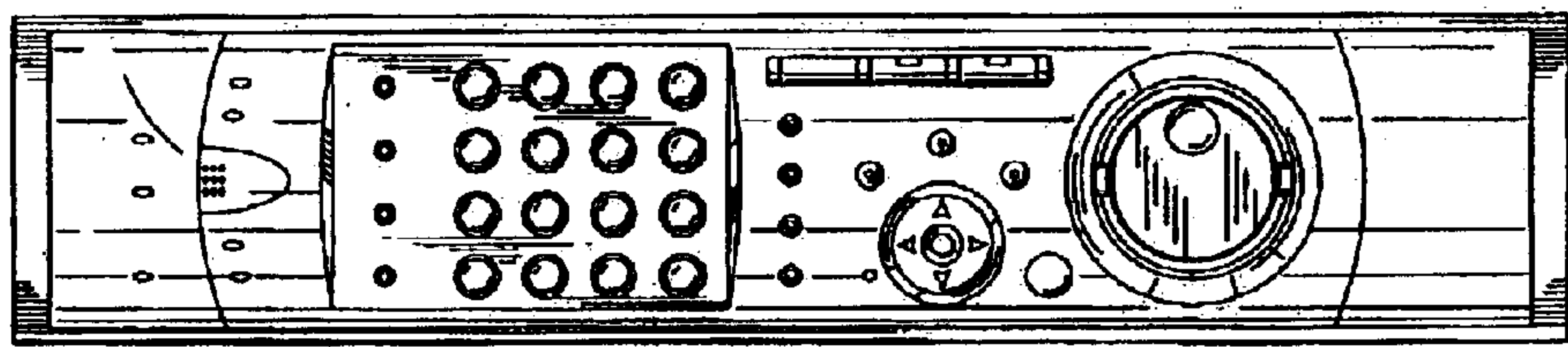


FIG. 2




FIG. 3




FIG. 4



FIG. 5

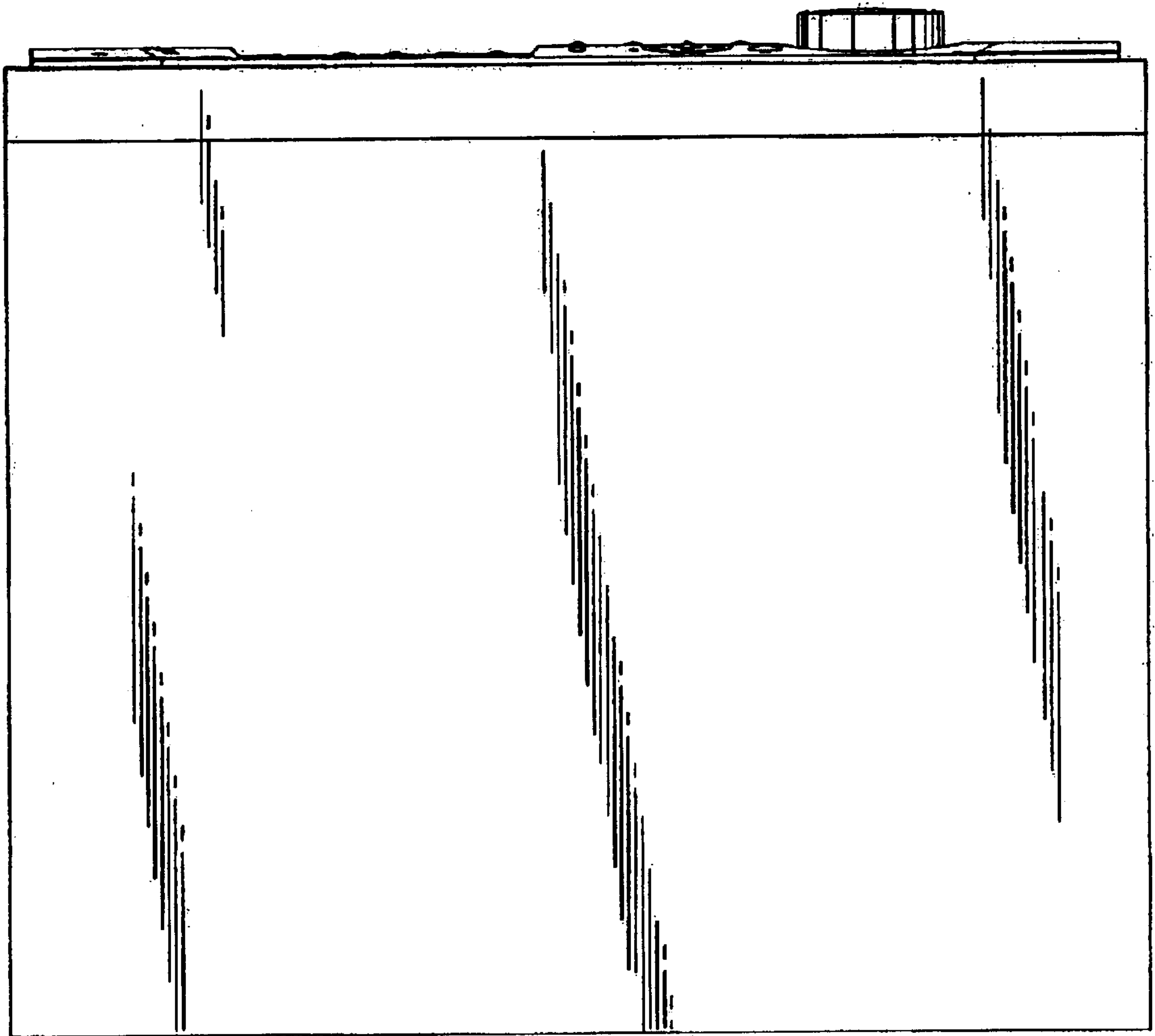


FIG. 6