



US00D491151S

(12) **United States Design Patent**
Nagao

(10) **Patent No.:** **US D491,151 S**

(45) **Date of Patent:** **** Jun. 8, 2004**

(54) **TELEVISION RECEIVER FOR AN
AUTOMOBILE**

D475,984 S * 6/2003 Chen et al. D14/126

FOREIGN PATENT DOCUMENTS

(75) Inventor: **Takayasu Nagao**, Osaka (JP)
(73) Assignee: **Matsushita Electric Industrial Co.,
Ltd.**, Osaka (JP)
(**) Term: **14 Years**

| | | |
|----|----------|--------|
| JP | D1075597 | 6/2000 |
| JP | D1085616 | 9/2000 |
| JP | D1106029 | 4/2001 |
| JP | D1117237 | 8/2001 |
| JP | D1120796 | 9/2001 |

* cited by examiner

(21) Appl. No.: **29/185,447**
(22) Filed: **Jun. 27, 2003**

Primary Examiner—Raphael Barkai
(74) *Attorney, Agent, or Firm*—Brinks Hofer Gilson & Lione

(30) **Foreign Application Priority Data**

Feb. 21, 2003 (JP) 2003-004237

(51) **LOC (7) Cl.** **14-03**
(52) **U.S. Cl.** **D14/126**
(58) **Field of Search** D14/125–136,
D14/239, 371, 374, 315, 327, 375, 451;
D12/415–418, 345; D6/513; 296/37.1, 37.8,
37.7, 70; 224/311, 539; 180/90; 248/917–924;
312/7.2; 345/905; 292/140

(57) **CLAIM**

The ornamental design for a television receiver for an automobile, as shown and described.

DESCRIPTION

FIG. 1 is a top perspective view of a television receiver for an automobile of the present invention;
FIG. 2 is a front view thereof;
FIG. 3 is a rear view thereof;
FIG. 4 is a first side view thereof;
FIG. 5 is a second side view thereof;
FIG. 6 is a top view thereof; and,
FIG. 7 is a bottom view thereof.

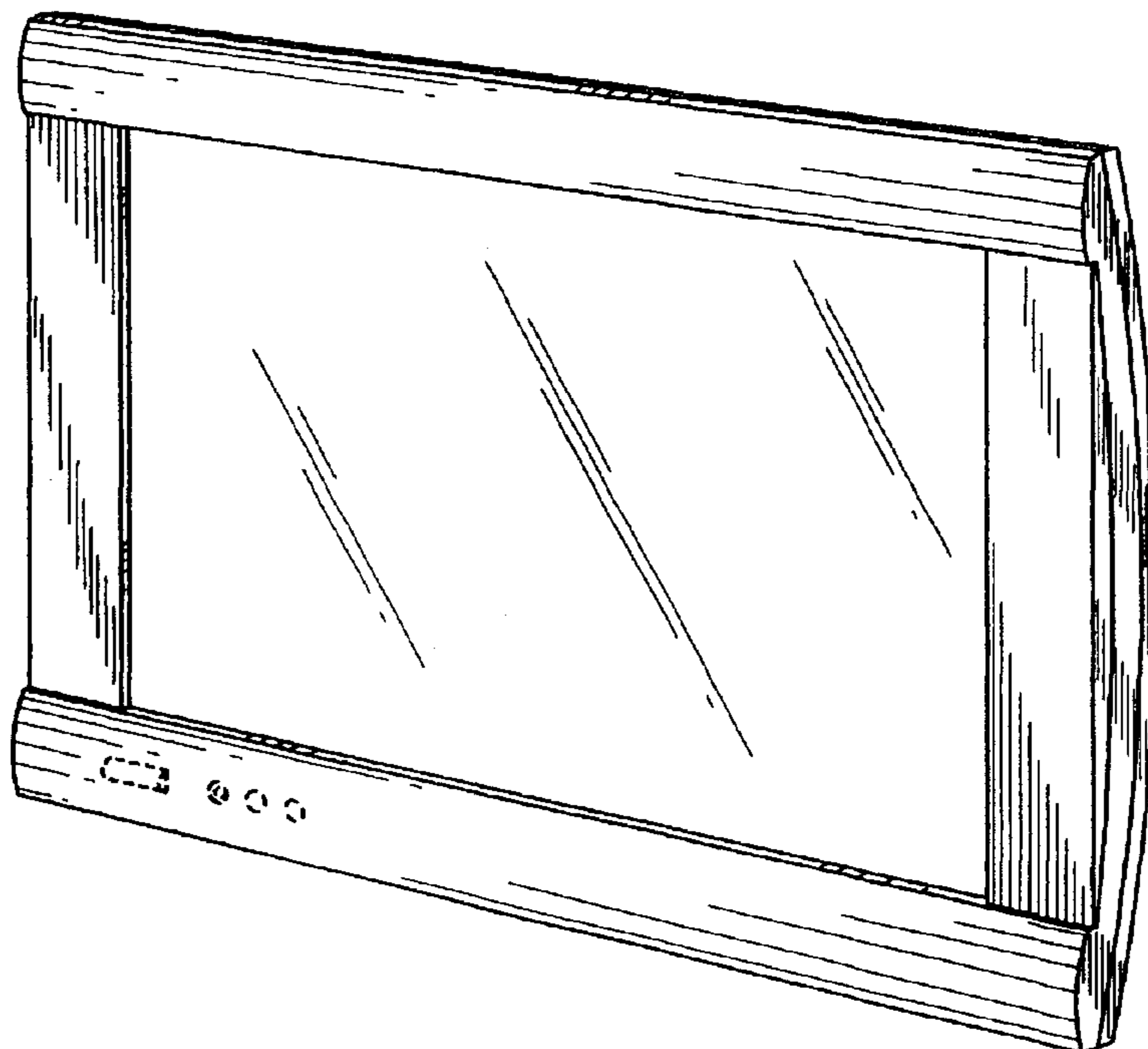
The ornamental design which is claimed is shown in solid lines in the drawings. Any broken lines in the drawings are for illustrative purposes only and form no part of the claimed design.

(56) **References Cited**

U.S. PATENT DOCUMENTS

| | | | | | |
|-------------|---|---------|--------------------|-------|---------|
| 5,173,686 A | * | 12/1992 | Fujihara | | 345/905 |
| 6,059,255 A | * | 5/2000 | Rosen et al. | | 292/140 |
| D426,200 S | * | 6/2000 | Aeschbacher et al. | | D14/375 |
| D436,087 S | * | 1/2001 | Takami et al. | | D14/126 |
| D468,276 S | * | 1/2003 | Chang | | D14/126 |
| D469,068 S | * | 1/2003 | Furusawa | | D14/132 |
| D469,413 S | * | 1/2003 | To et al. | | D14/126 |

1 Claim, 7 Drawing Sheets



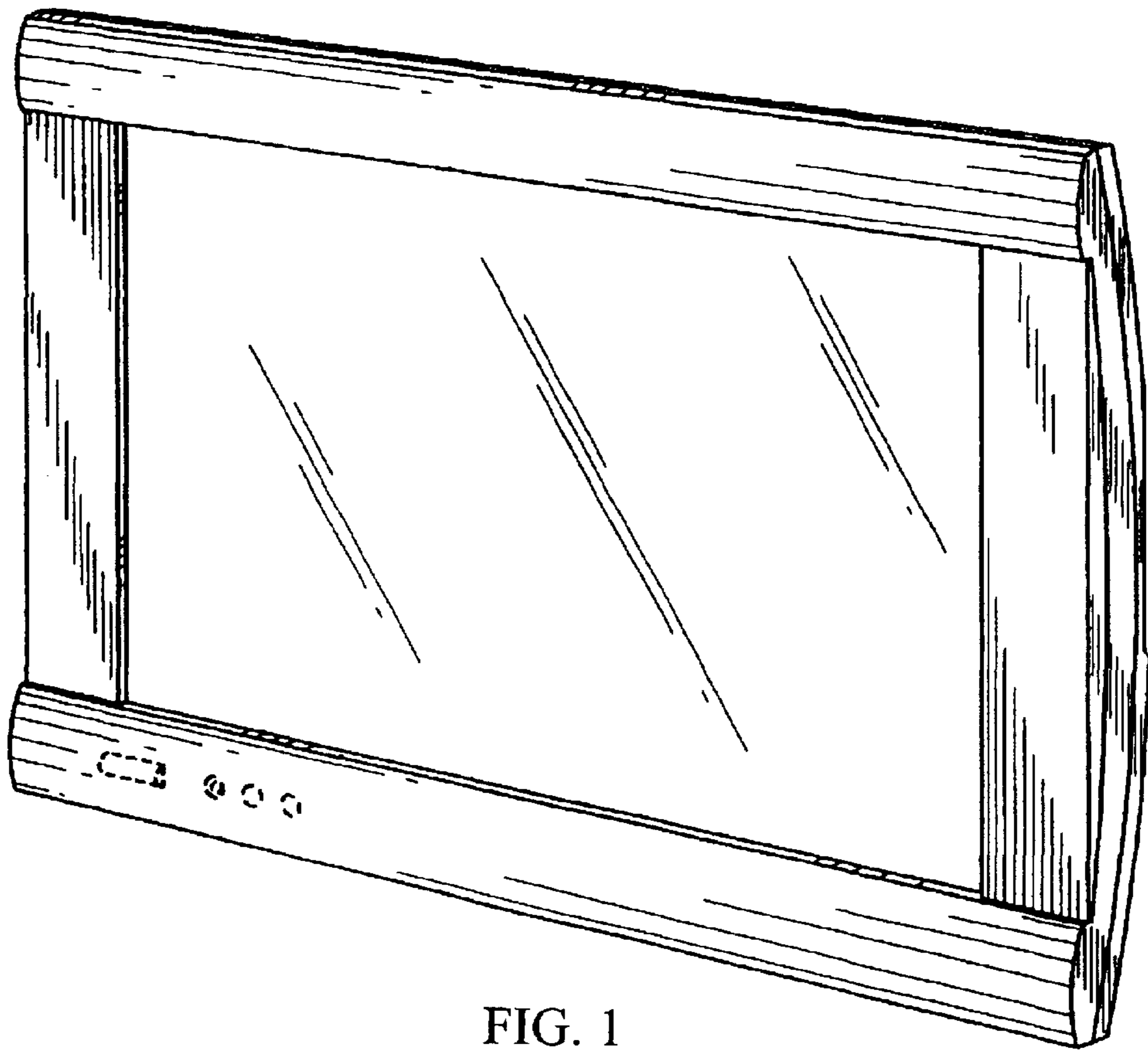


FIG. 1

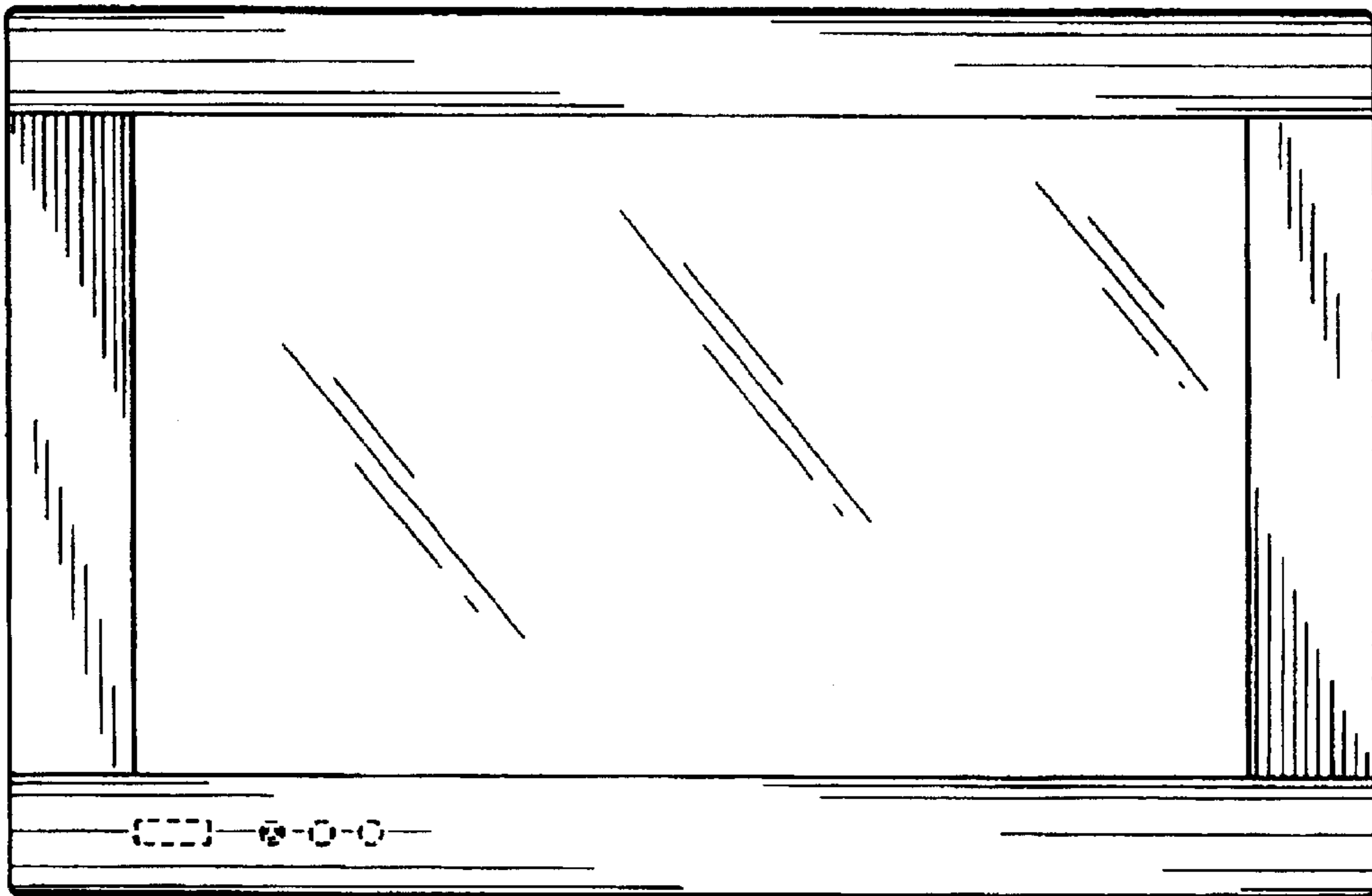


FIG. 2

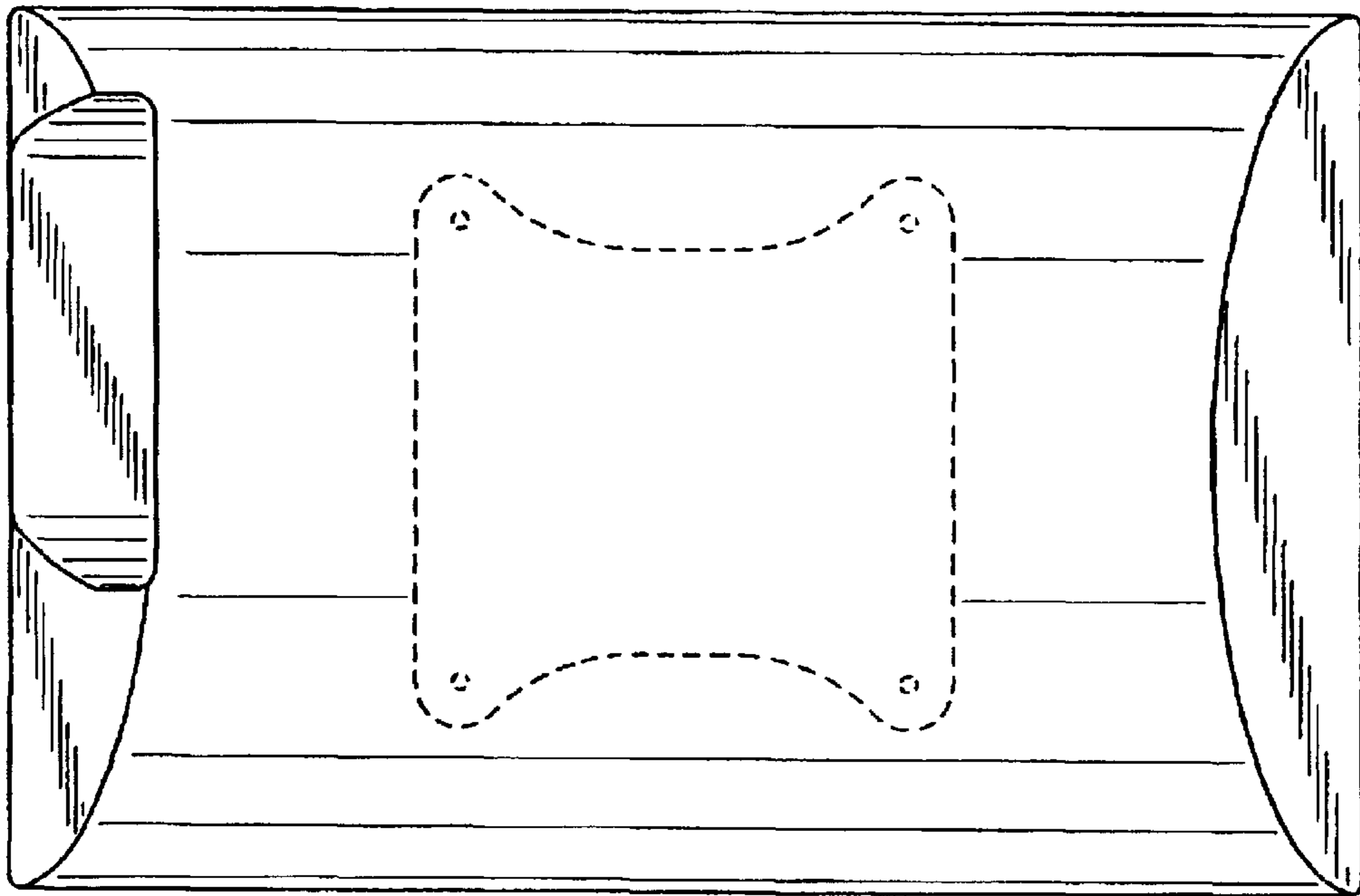


FIG. 3




FIG. 4

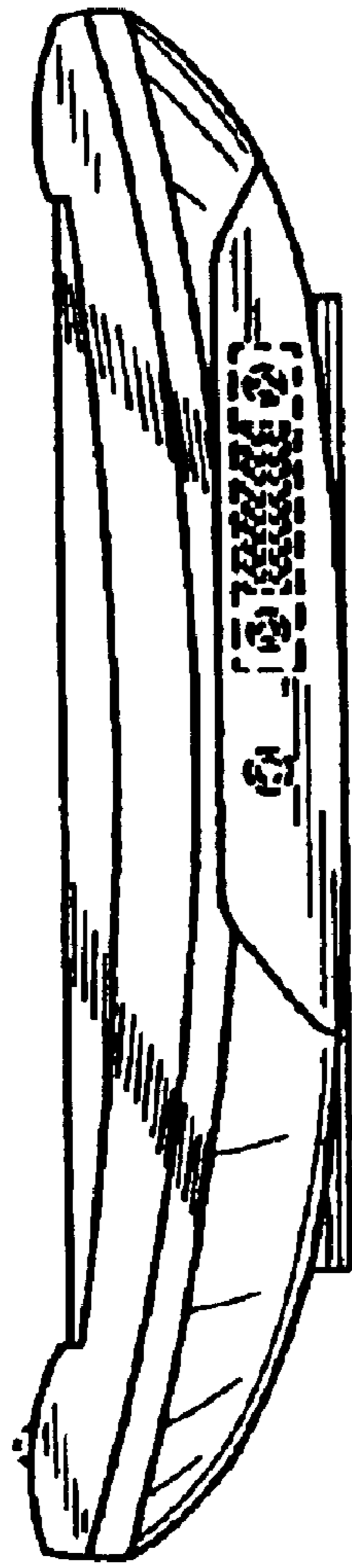


FIG. 5




FIG. 6




FIG. 7