



US00D491141S

(12) **United States Design Patent**
Krieger et al.

(10) **Patent No.:** **US D491,141 S**

(45) **Date of Patent:** **** Jun. 8, 2004**

(54) **BATTERY CHARGER**

(75) Inventors: **Michael Krieger**, Miami Beach, FL
(US); **Kevin Ellsworth**, Hollywood, FL
(US)

(73) Assignee: **Vector Products, Inc.**, Ft. Lauderdale,
FL (US)

(**) Term: **14 Years**

(21) Appl. No.: **29/183,223**

(22) Filed: **Jun. 10, 2003**

Related U.S. Application Data

(63) Continuation-in-part of application No. 29/175,908, filed on
Feb. 13, 2003.

(51) **LOC (7) Cl.** **13-02**

(52) **U.S. Cl.** **D13/107**

(58) **Field of Search** D13/107, 108,
D13/110, 118; 320/104, 105, 110-115;
479/501, 504

(56) **References Cited**

U.S. PATENT DOCUMENTS

| | | | | | |
|--------------|---|---------|-------------------|-------|----------|
| D282,742 S | * | 2/1986 | Baum | | D14/148 |
| 4,990,144 A | * | 2/1991 | Blott | | 604/304 |
| D330,187 S | * | 10/1992 | Shimoo et al. | | D13/107 |
| D343,661 S | * | 1/1994 | Hur | | D21/684 |
| 5,623,739 A | * | 4/1997 | Thompson | | 15/167.1 |
| D393,446 S | * | 4/1998 | Bellofatto et al. | | D13/106 |
| 6,215,273 B1 | * | 4/2001 | Shy | | 320/105 |
| D444,122 S | * | 6/2001 | Krieger et al. | | D13/107 |
| D444,125 S | * | 6/2001 | Shy | | D13/110 |

| | | | | | |
|-----------------|---|---------|----------------|-------|-----------|
| D446,500 S | * | 8/2001 | Krieger et al. | | D13/110 |
| D455,399 S | * | 4/2002 | Imamura et al. | | D13/110 |
| D456,667 S | * | 5/2002 | Veltri et al. | | D7/387 |
| D463,952 S | * | 10/2002 | Zemel | | D7/393 |
| D469,401 S | * | 1/2003 | Griffey et al. | | D13/110 |
| D474,151 S | * | 5/2003 | James et al. | | D13/110 X |
| D474,644 S | * | 5/2003 | Zemel | | D7/393 |
| D478,494 S | * | 8/2003 | Arnold | | D8/107 |
| 2001/0043052 A1 | * | 11/2001 | Griffey et al. | | 320/114 |
| 2003/0149496 A1 | * | 8/2003 | Johnson | | 700/91 |

* cited by examiner

Primary Examiner—Joel Sincavage

(74) *Attorney, Agent, or Firm*—Venable LLP; Robert
Kinberg

(57) **CLAIM**

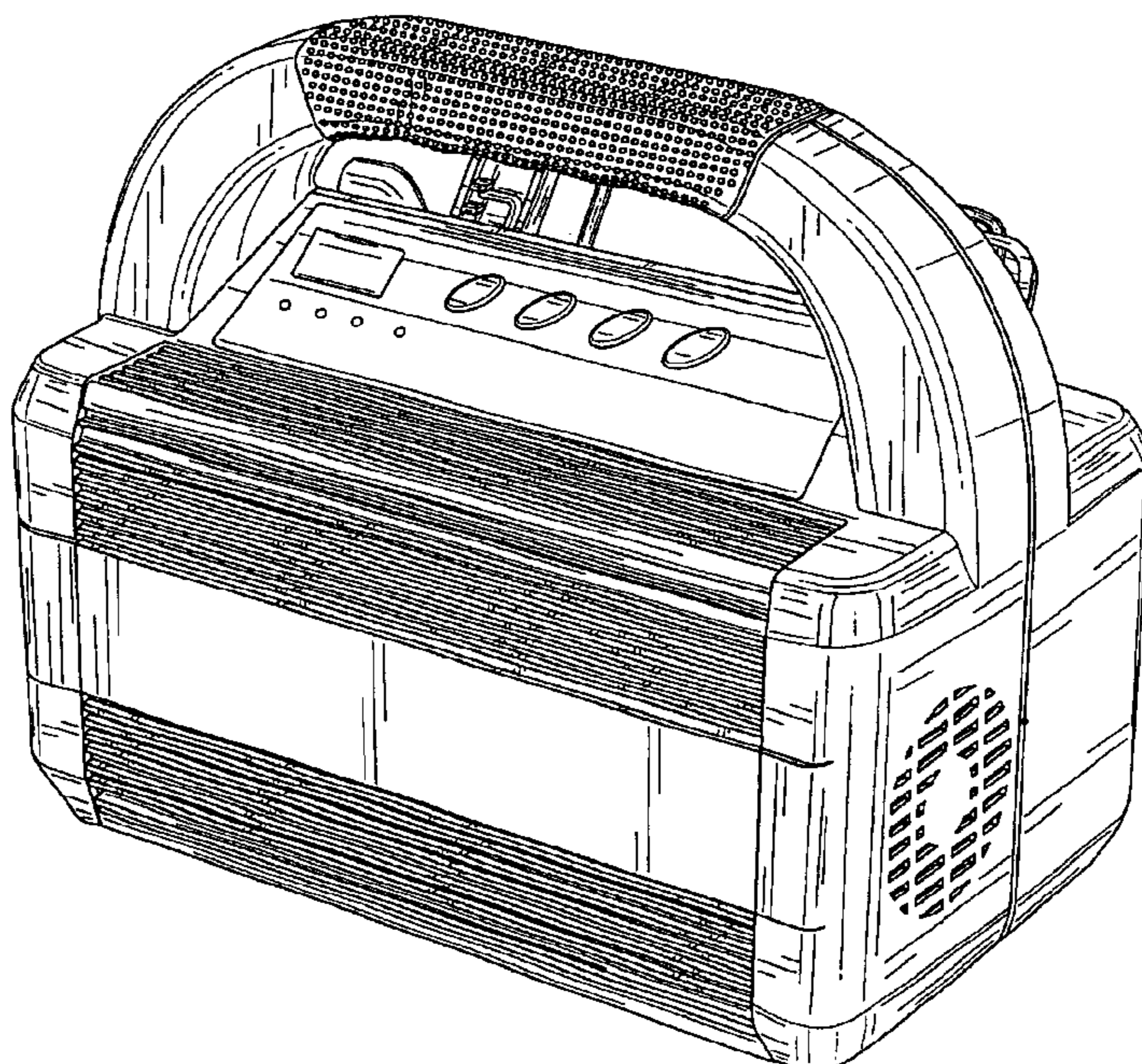
The ornamental design for a batter charger, as shown and
described.

DESCRIPTION

FIG. 1 is a perspective view from the front-top-right side of
the battery charger showing our new design;
FIG. 2 is a front view of the design shown in FIG. 1;
FIG. 3 is a rear view of the design shown in FIG. 1;
FIG. 4 is a right side view of the design shown in FIG. 1;
FIG. 5 is a left side view of the design shown in FIG. 1;
FIG. 6 is a top view of the design shown in FIG. 1; and,
FIG. 7 is a bottom view of the design shown in FIG. 1.

The broken lines immediately adjacent the shaded areas
represent the bounds of the claimed design while all other
broken lines are for illustrative purposes only; the broken
lines form no part of the claimed design.

1 Claim, 7 Drawing Sheets



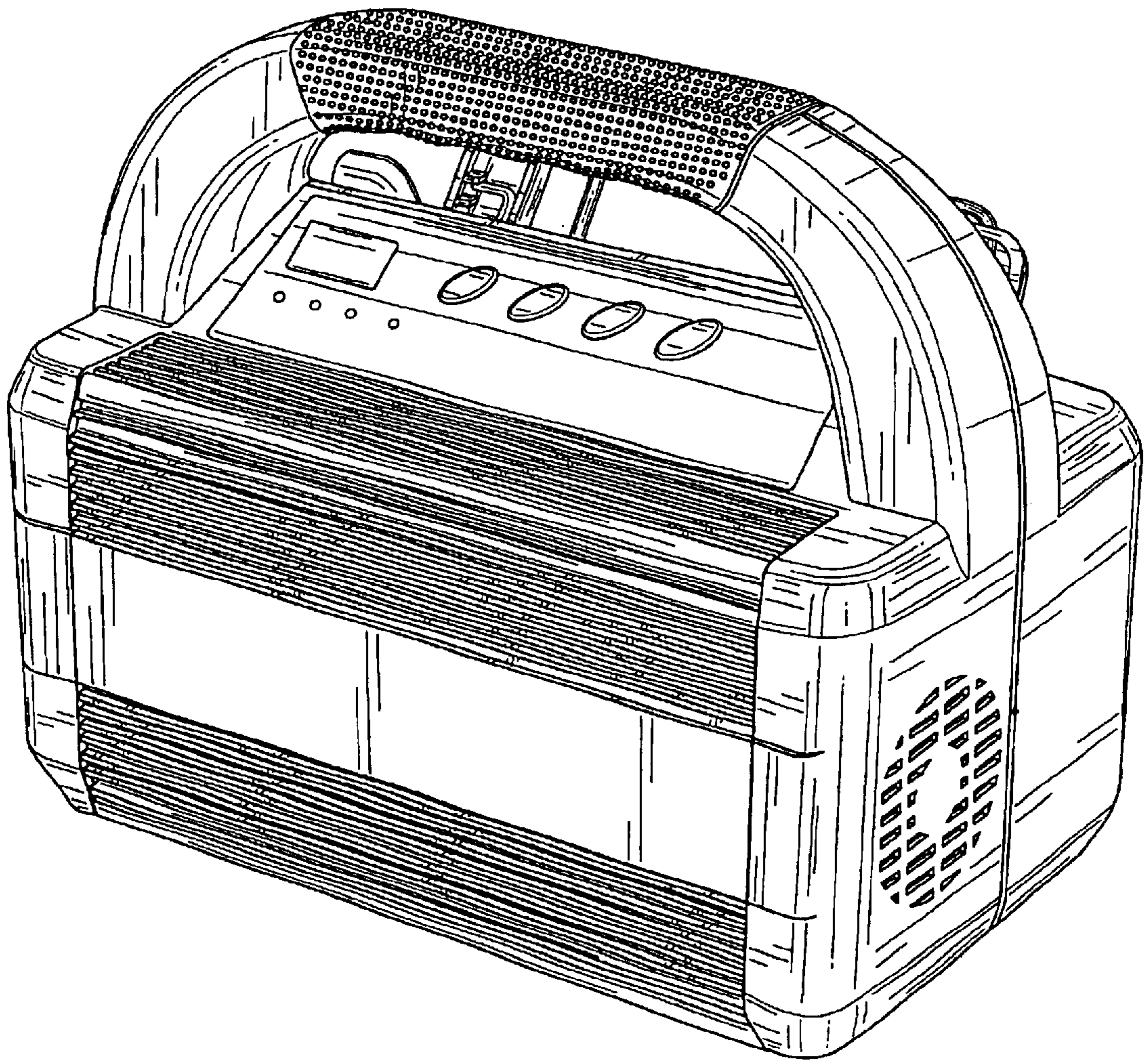


FIG. 1

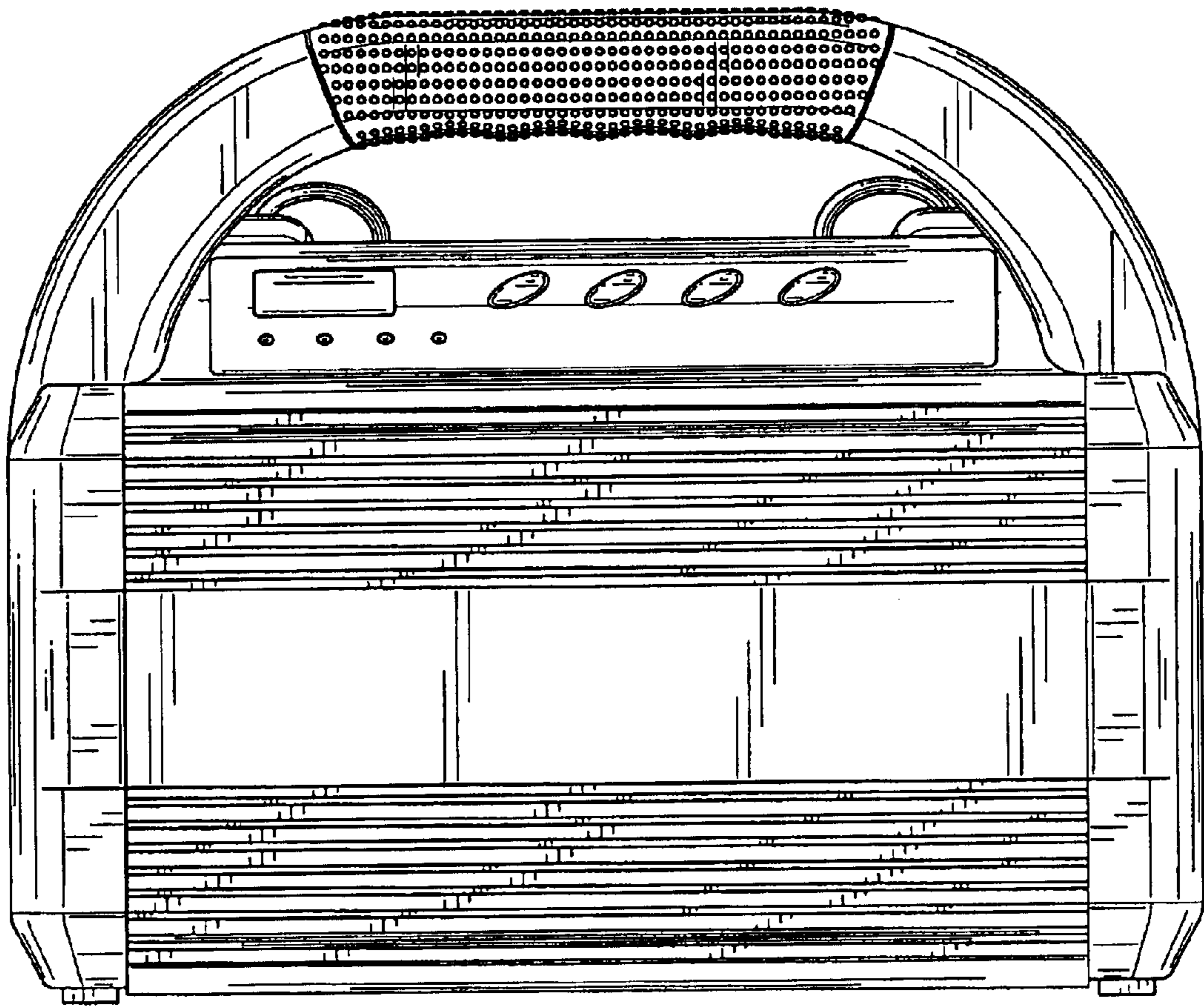


FIG. 2

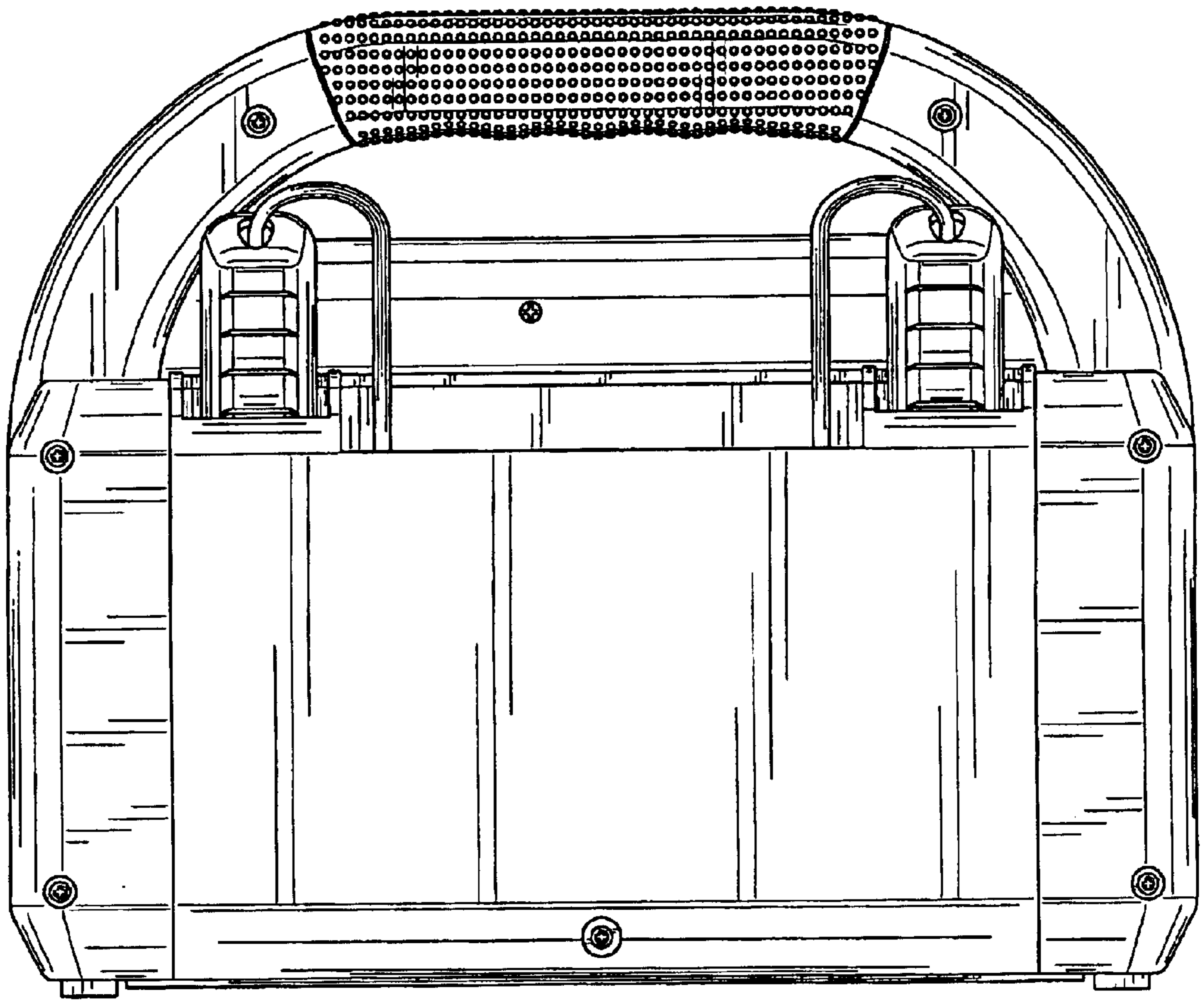


FIG. 3

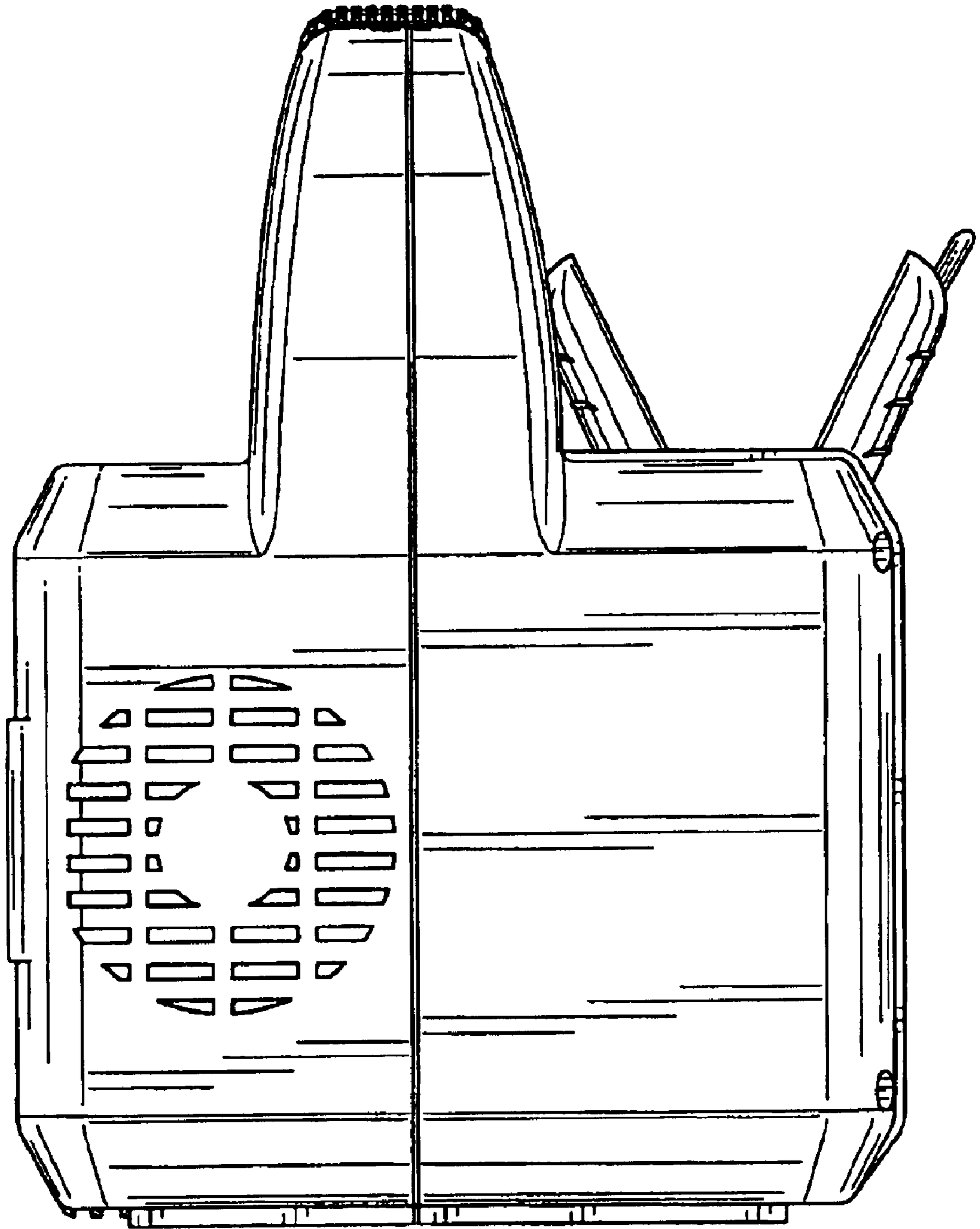


FIG. 4

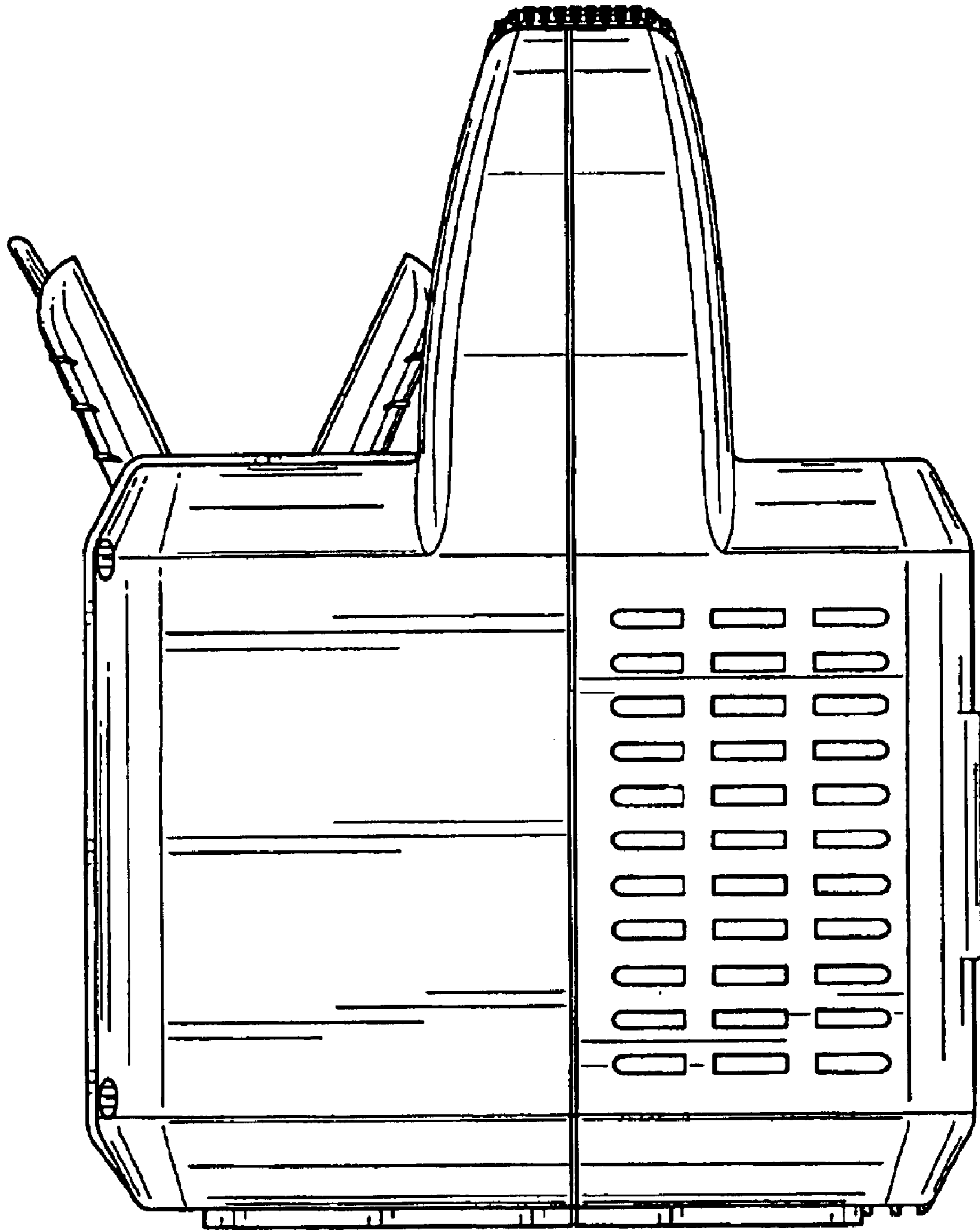


FIG. 5

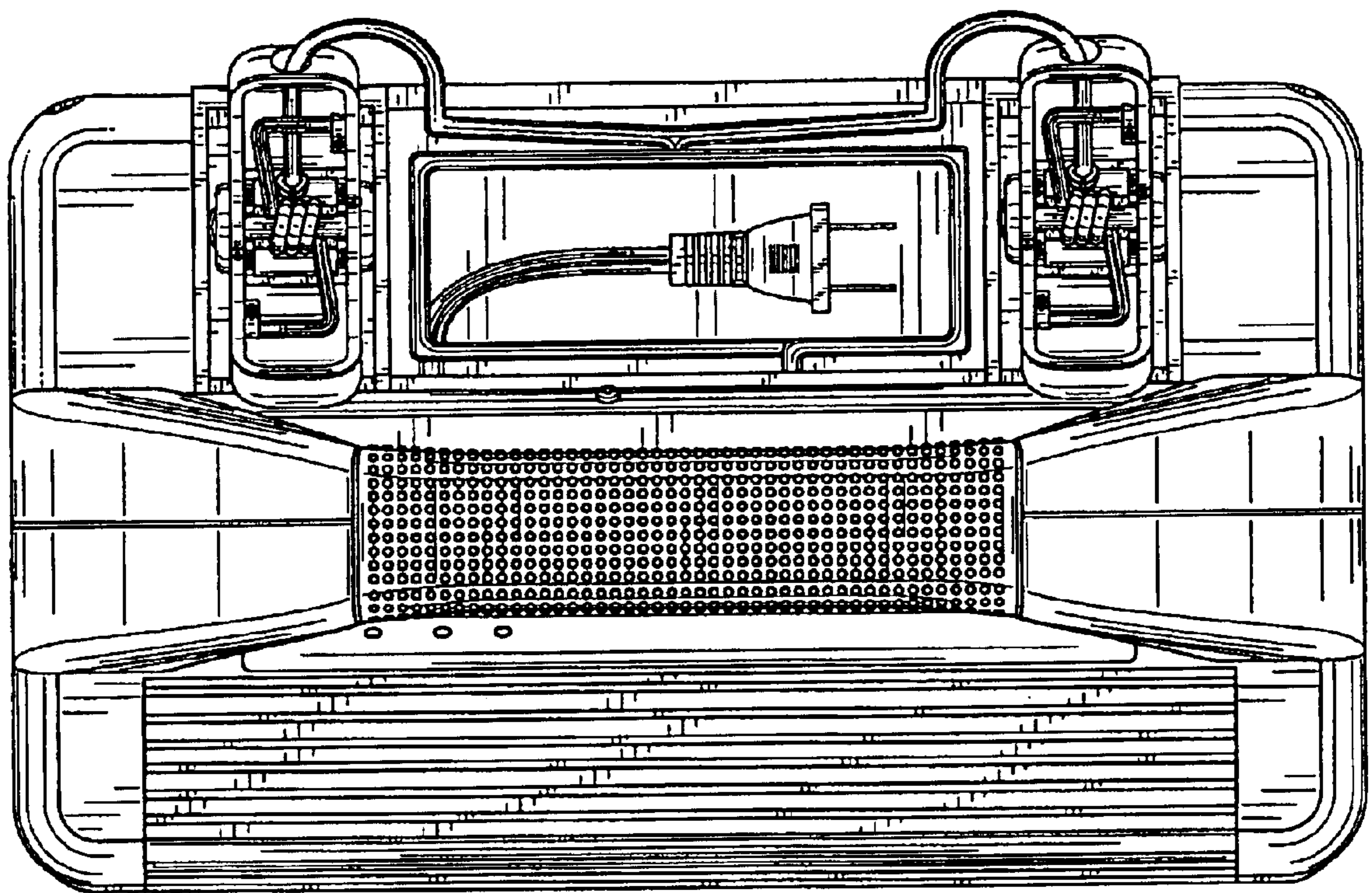


FIG. 6




FIG. 7