



US00D491132S

(12) **United States Design Patent**
Brown et al.

(10) **Patent No.: US D491,132 S**
(45) **Date of Patent: ** Jun. 8, 2004**

(54) **TIRE TREAD**
(75) Inventors: **Robert Brown**, Tamworth (GB); **Alan Nicholls**, Sutton Coldfield (GB)
(73) Assignee: **The Goodyear Tire & Rubber Company**, Akron, OH (US)
(**) Term: **14 Years**

3,495,644 A * 2/1970 Hermann 152/209.19
3,736,971 A * 6/1973 Paul et al. 152/525
4,606,389 A * 8/1986 Haas 152/209.11
6,276,415 B1 * 8/2001 Nakamura 152/209.11
D449,570 S * 10/2001 Lo D12/506
D469,397 S * 1/2003 Board D12/534
D469,735 S * 2/2003 Board D12/534
D470,099 S * 2/2003 Board D12/556

* cited by examiner

(21) Appl. No.: **29/192,826**
(22) Filed: **Oct. 30, 2003**

Primary Examiner—Robert M. Spear
(74) *Attorney, Agent, or Firm*—David L. King; Richard B. O’Planick

(30) **Foreign Application Priority Data**
Jul. 1, 2003 (GB) 3013421
Jul. 1, 2003 (GB) 3013422
Jul. 3, 2003 (GB) 3013460

(57) **CLAIM**

The ornamental design for a tire tread, as shown and described.

(51) **LOC (7) Cl.** **12-15**
(52) **U.S. Cl.** **D12/570**
(58) **Field of Search** D12/506, 507,
D12/512, 535, 536, 544, 547, 570, 571,
579, 582, 900, 901; 152/209.1, 209.11,
209.12, 209.17, 209.19, 209.22, 209.28

DESCRIPTION

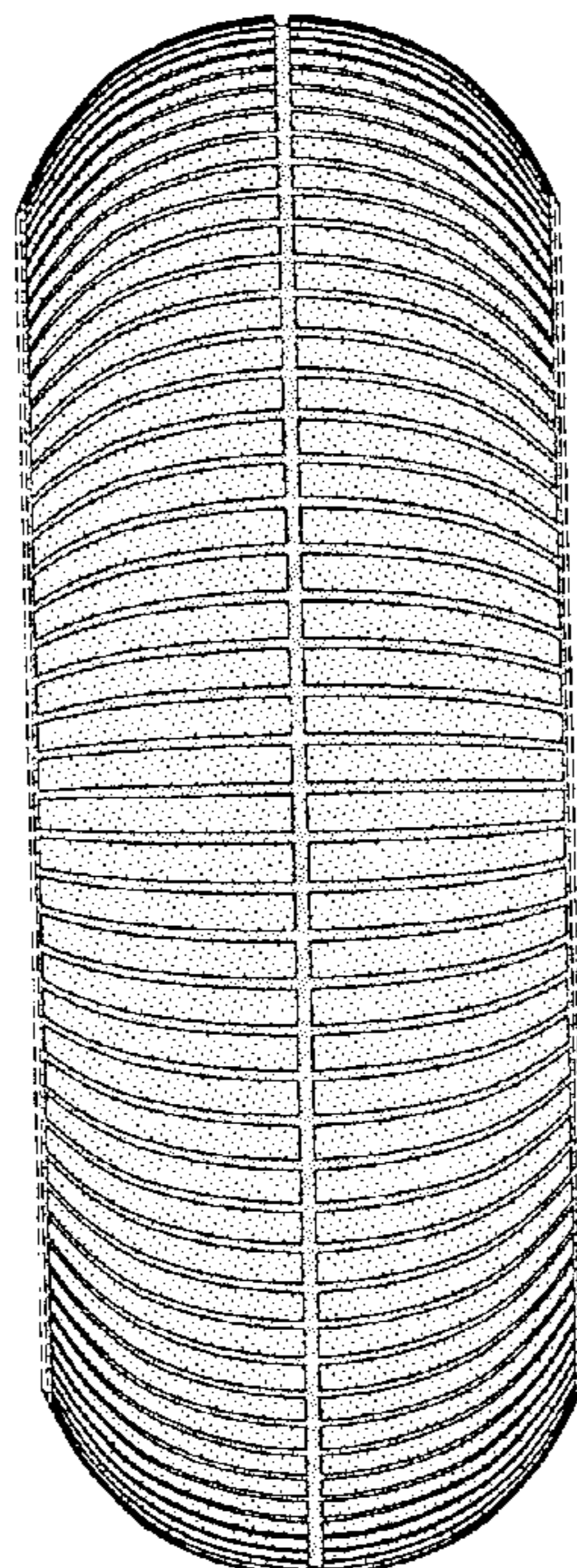
FIG. 1 is a perspective view of a tire tread showing our new design, it being understood that the pattern repeats uniformly throughout the circumference of the tread;
FIG. 2 is a front elevational view thereof;
FIG. 3 is a right side elevational view thereof; the other side being a mirror image thereof; and,
FIG. 4 is an enlarged fragmentary front elevational view thereof.

(56) **References Cited**
U.S. PATENT DOCUMENTS
D26,115 S * 9/1896 Seiberling D12/574
582,511 A * 5/1897 Williams 152/209.28
D87,418 S * 7/1932 Smith D12/535
D87,419 S * 7/1932 Smith D12/535
D90,921 S * 10/1933 Lyon D12/592
2,104,532 A * 1/1938 Sommer 152/209.18
2,403,812 A * 7/1946 Claude 152/209.14
3,000,421 A * 9/1961 Hack et al. 152/209.23

In the drawings, the broken lines defining the sidewall, inner bead and the peripheral boundary between the tire tread and the sidewall are for illustrative purposes only and form no part of the claimed design.

The dark stippled surface shading represents the recessed portion of the tread grooves having a depth as best shown in FIG. 2.

1 Claim, 4 Drawing Sheets



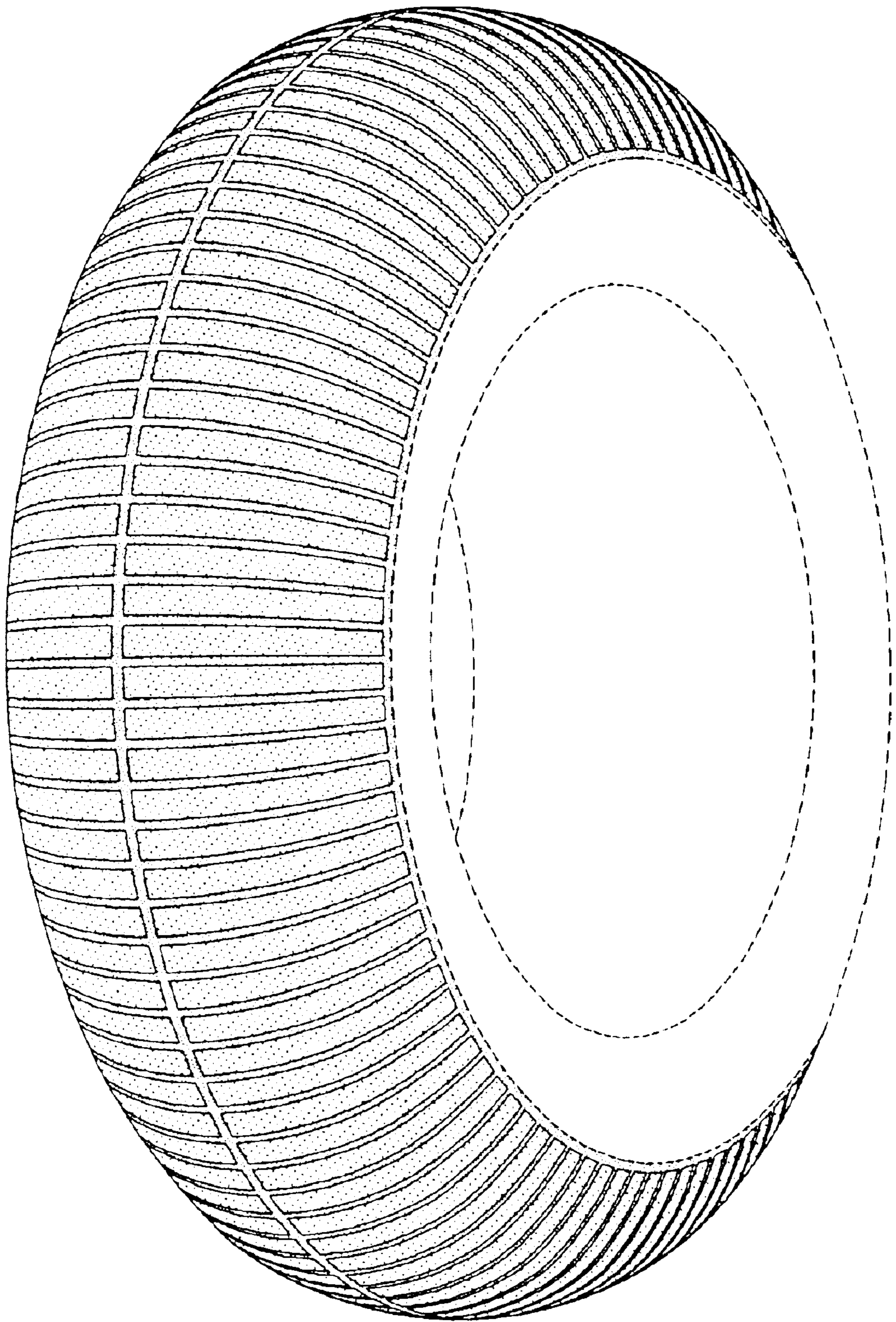


FIG-1

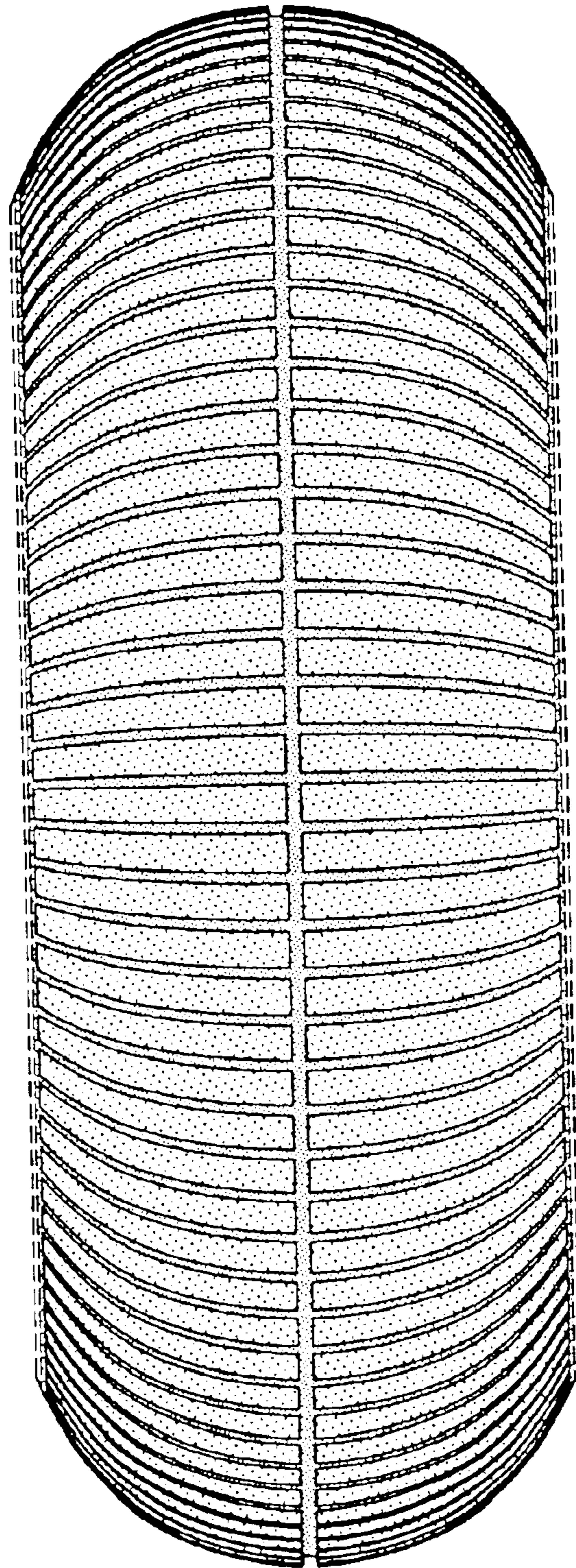


FIG-2

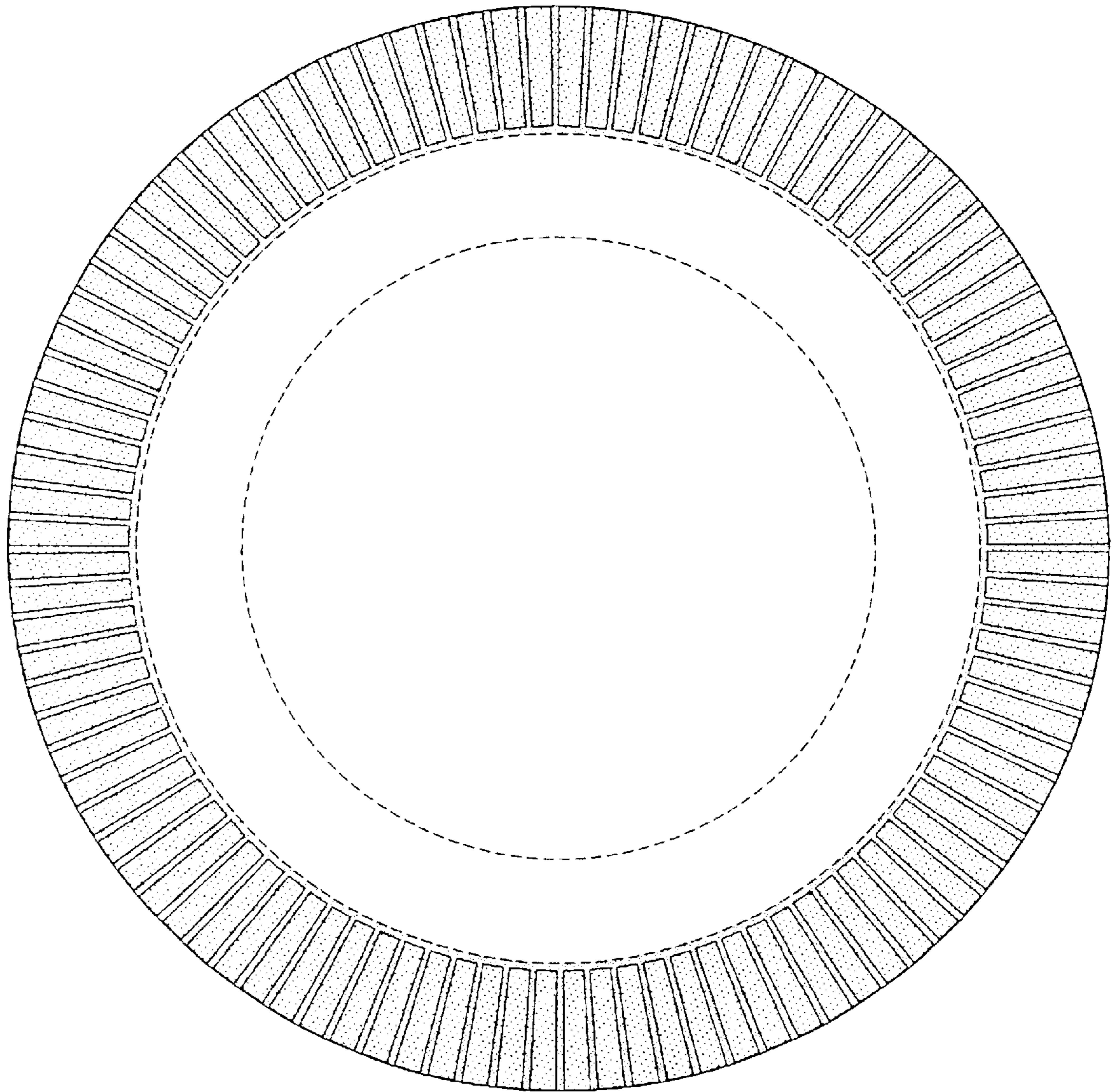


FIG-3

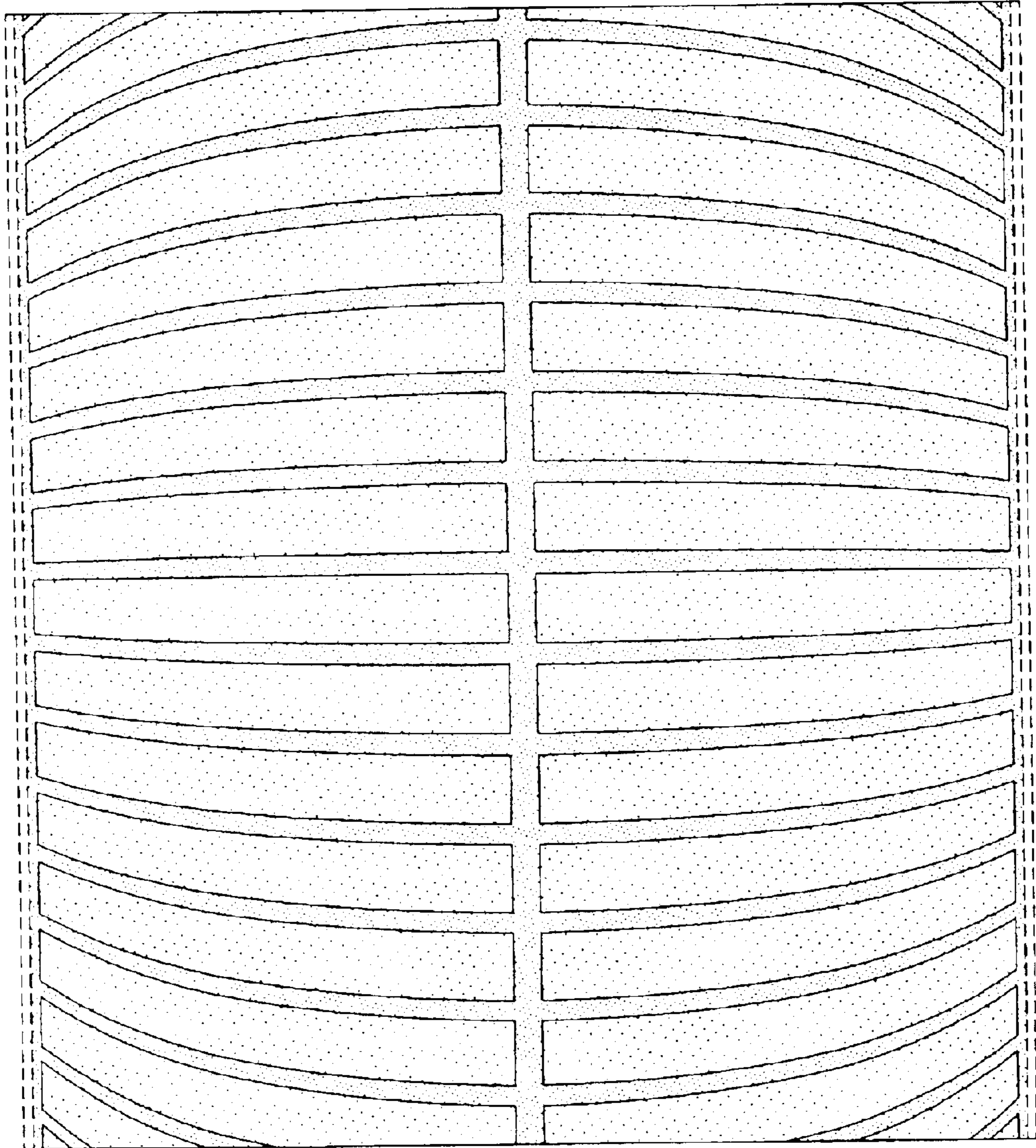


FIG-4