



US00D491127S

(12) **United States Design Patent**  
**Francis**

(10) **Patent No.:** **US D491,127 S**

(45) **Date of Patent:** **\*\* Jun. 8, 2004**

(54) **CUSTOM WHEEL**

(75) **Inventor:** **Kenneth A. Francis, St. Louis, MO (US)**

(73) **Assignee:** **Midwest Motorcycle Supply Distributors Corp., Arnold, MO (US)**

(\*\*) **Term:** **14 Years**

(21) **Appl. No.:** **29/193,715**

(22) **Filed:** **Nov. 12, 2003**

(51) **LOC (7) Cl.** ..... **12-16**

(52) **U.S. Cl.** ..... **D12/209**

(58) **Field of Search** ..... **D12/204-213;**  
**301/37.101, 64.101, 65**

(56) **References Cited**

**U.S. PATENT DOCUMENTS**

D256,456 S	8/1980	Blanchard	
D256,576 S	8/1980	Koch	
D256,795 S	9/1980	Blanchard	
D256,910 S	9/1980	Patch	
D267,563 S	1/1983	Hayashi	
D286,869 S	11/1986	Hedlund	
D378,506 S	* 3/1997	Stolz et al.	D12/209
D384,931 S	* 10/1997	Neeper	D12/209
D385,838 S	* 11/1997	Cullen	D12/209
D410,616 S	* 6/1999	Hussaini et al.	D12/209
D432,482 S	10/2000	Hodges	
D444,117 S	6/2001	Mantion	
D445,389 S	* 7/2001	Stach	D12/209

D453,493 S	*	2/2002	Kokubu	.....	D12/209
D453,723 S	*	2/2002	Kokubu	.....	D12/209
D465,759 S		11/2002	Leutz et al.		
D476,939 S		7/2003	Francis		

**OTHER PUBLICATIONS**

Wheel With "Retro Cross" Design, Bourget Bike Works, circa 2002.

Three-spoke wheel design by Ego Tripp Wheels, circa 2002.

Four-spoke wheel design by Ego Tripp Wheels, circa 2002.

\* cited by examiner

*Primary Examiner*—Stacia Cadmus

(74) *Attorney, Agent, or Firm*—Thompson Coburn LLP

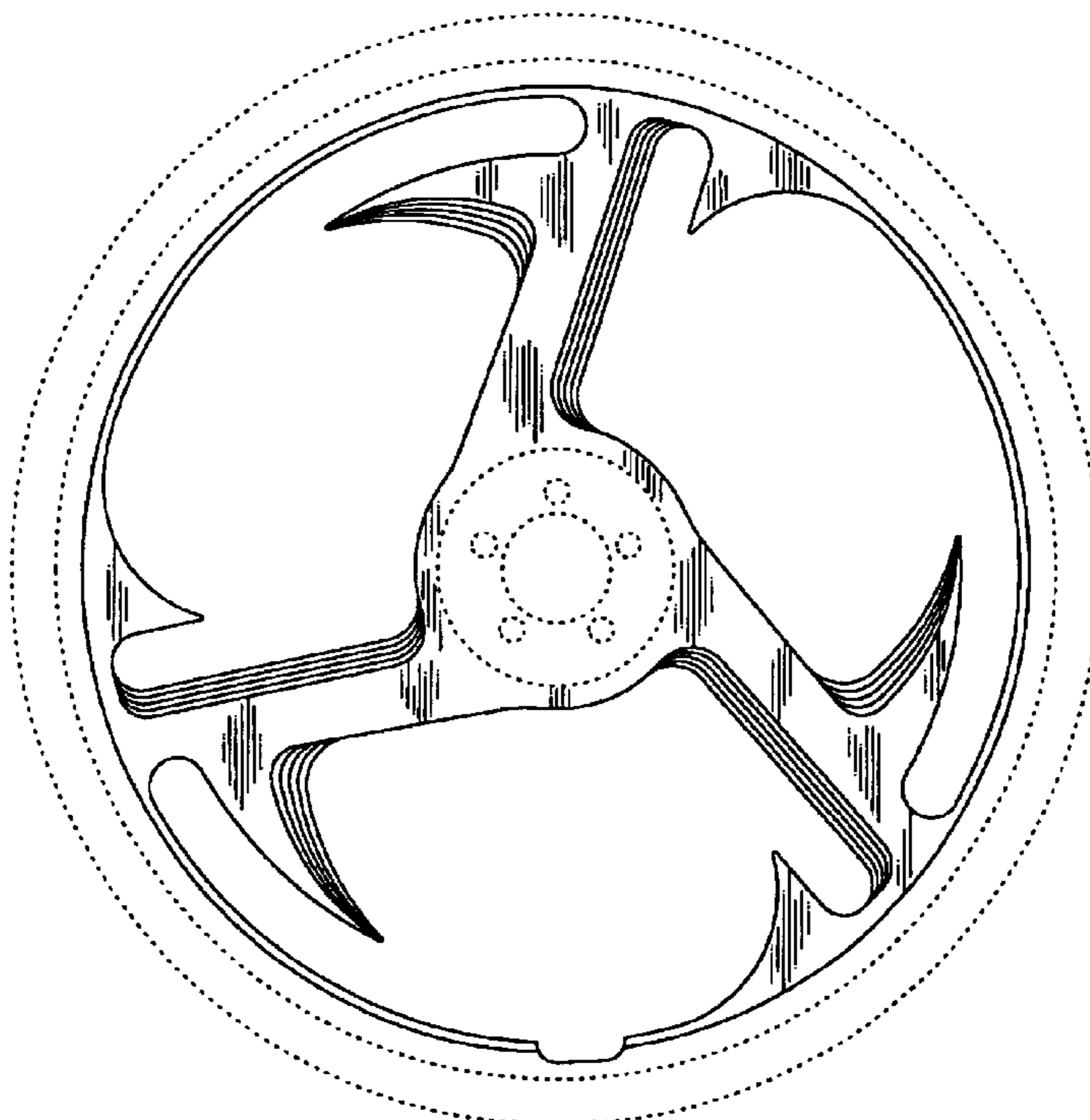
(57) **CLAIM**

The ornamental design for a custom wheel, as shown and described.

**DESCRIPTION**

FIG. 1 is a front elevational view of a custom wheel of the present invention showing my new design; FIG. 2 is a perspective view of the custom wheel of FIG. 1; FIG. 3 is a front elevational view of a second embodiment of a custom wheel of the present invention; FIG. 4 is a perspective view of the custom wheel of FIG. 3; FIG. 5 is a front elevational view of a third embodiment of a custom wheel of the present invention; and, FIG. 6 is a perspective view of the custom wheel of FIG. 5. The broken lines shown in the Figures are intended to show environment, but form no part of the claimed design.

**1 Claim, 3 Drawing Sheets**



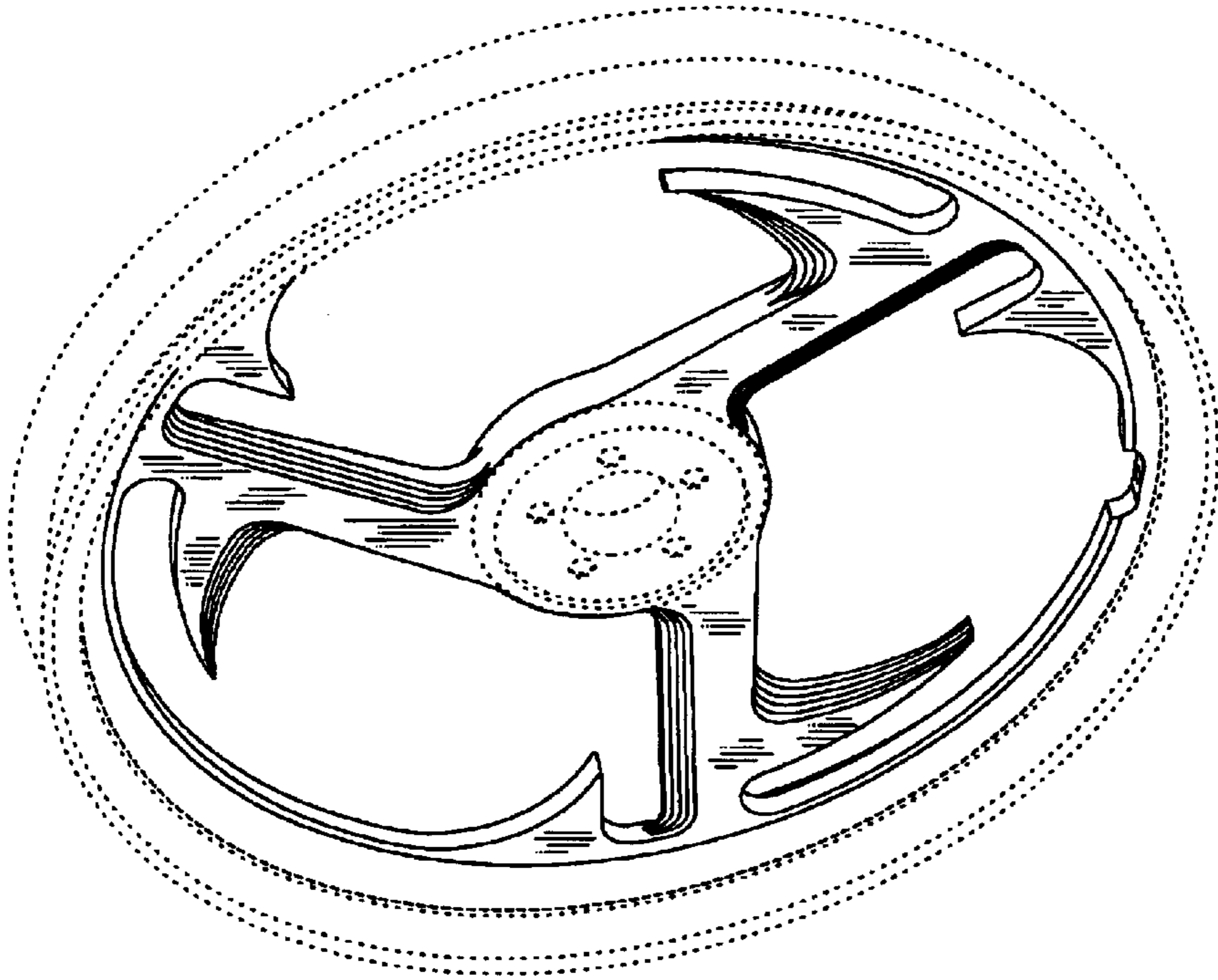


Figure 2

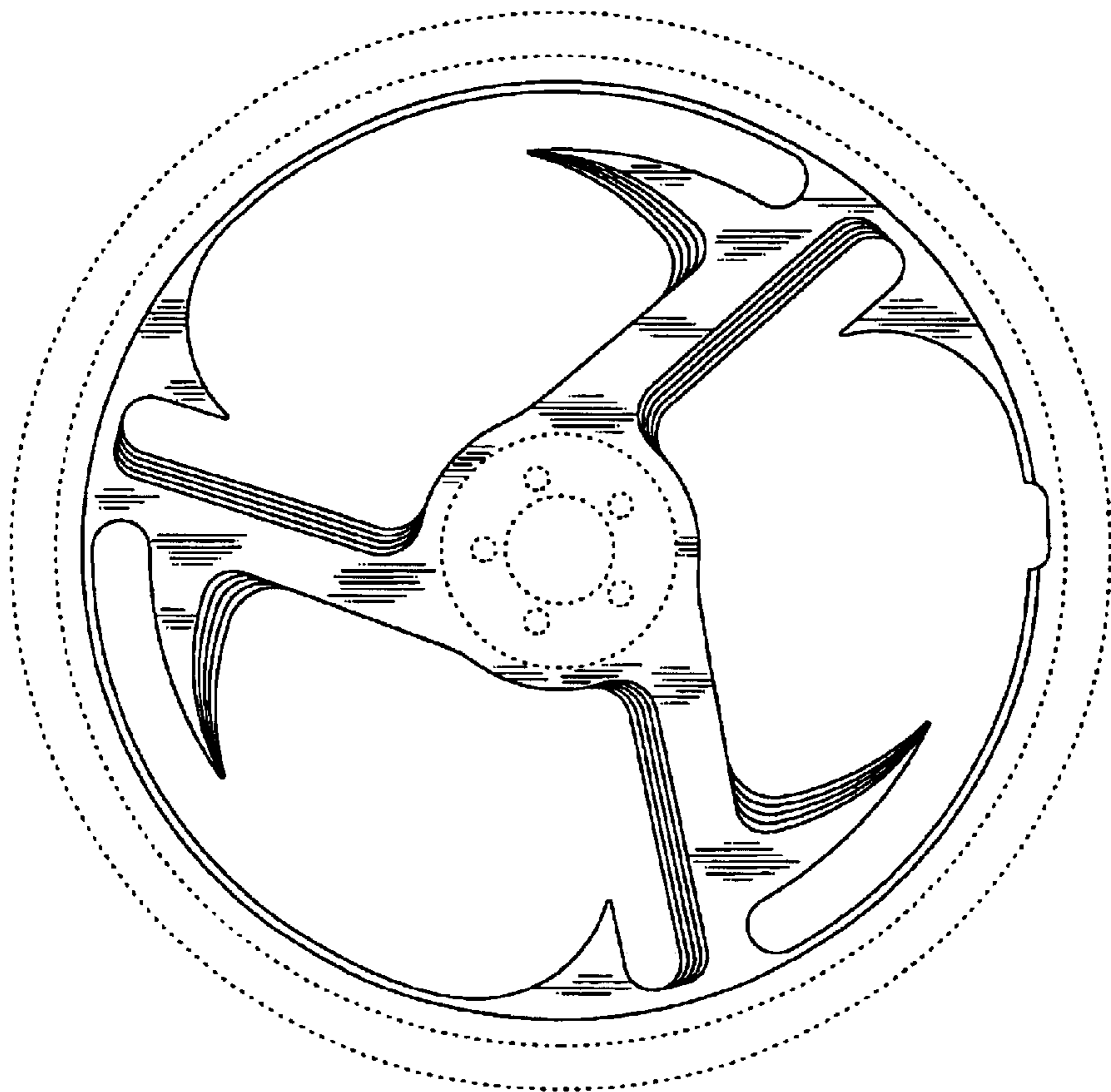


Figure 1

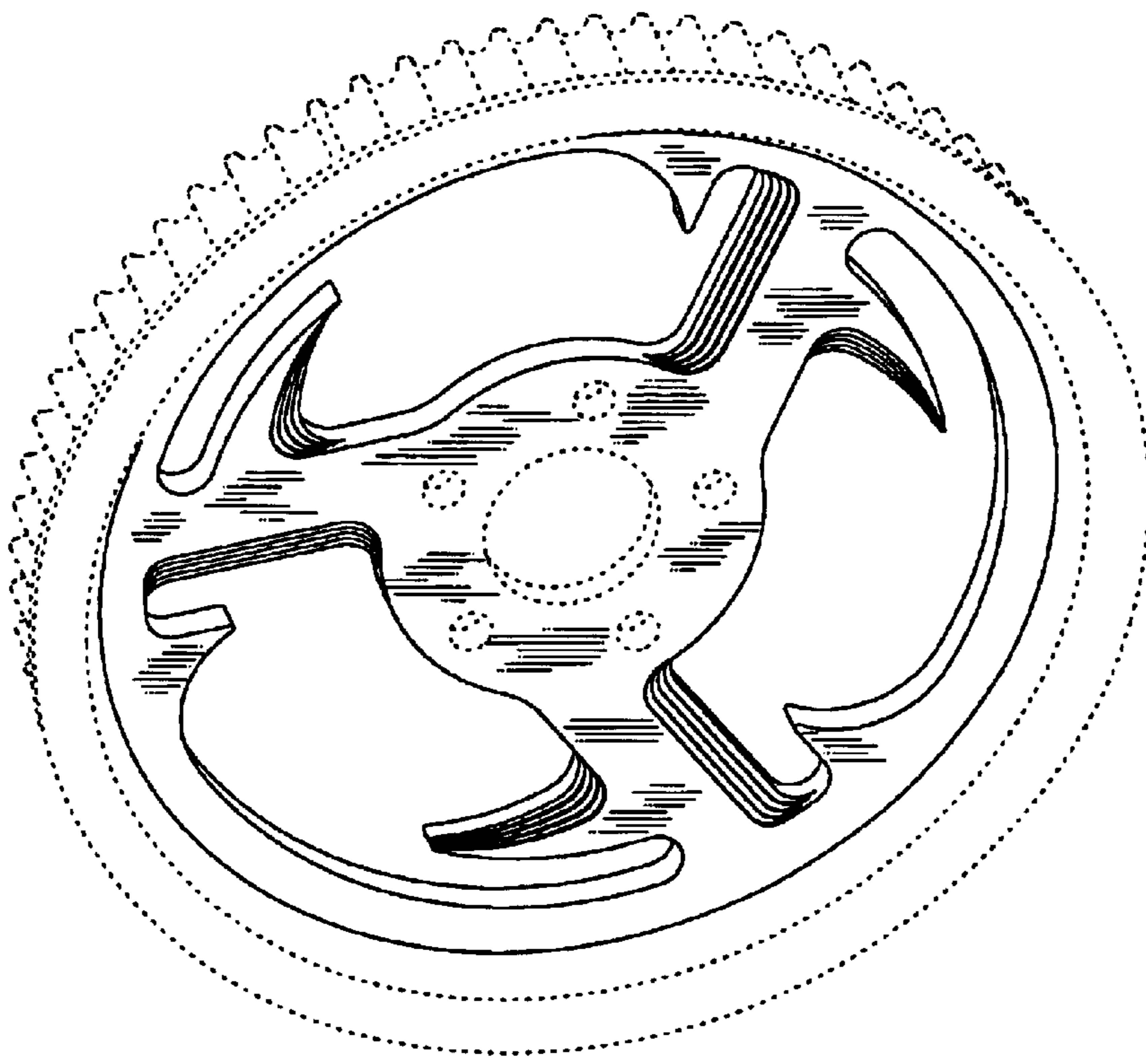


Figure 4




Figure 3

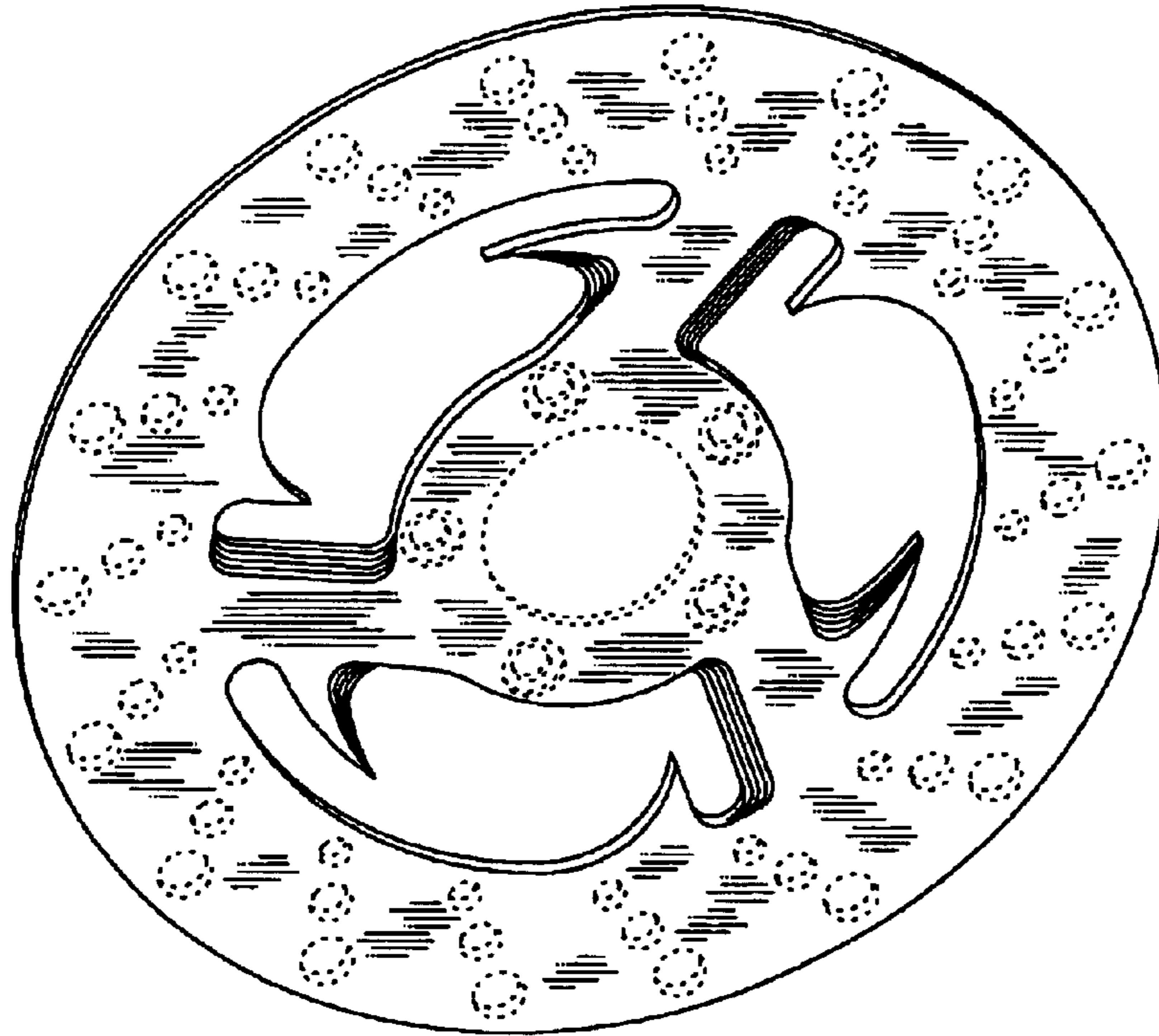


Figure 6

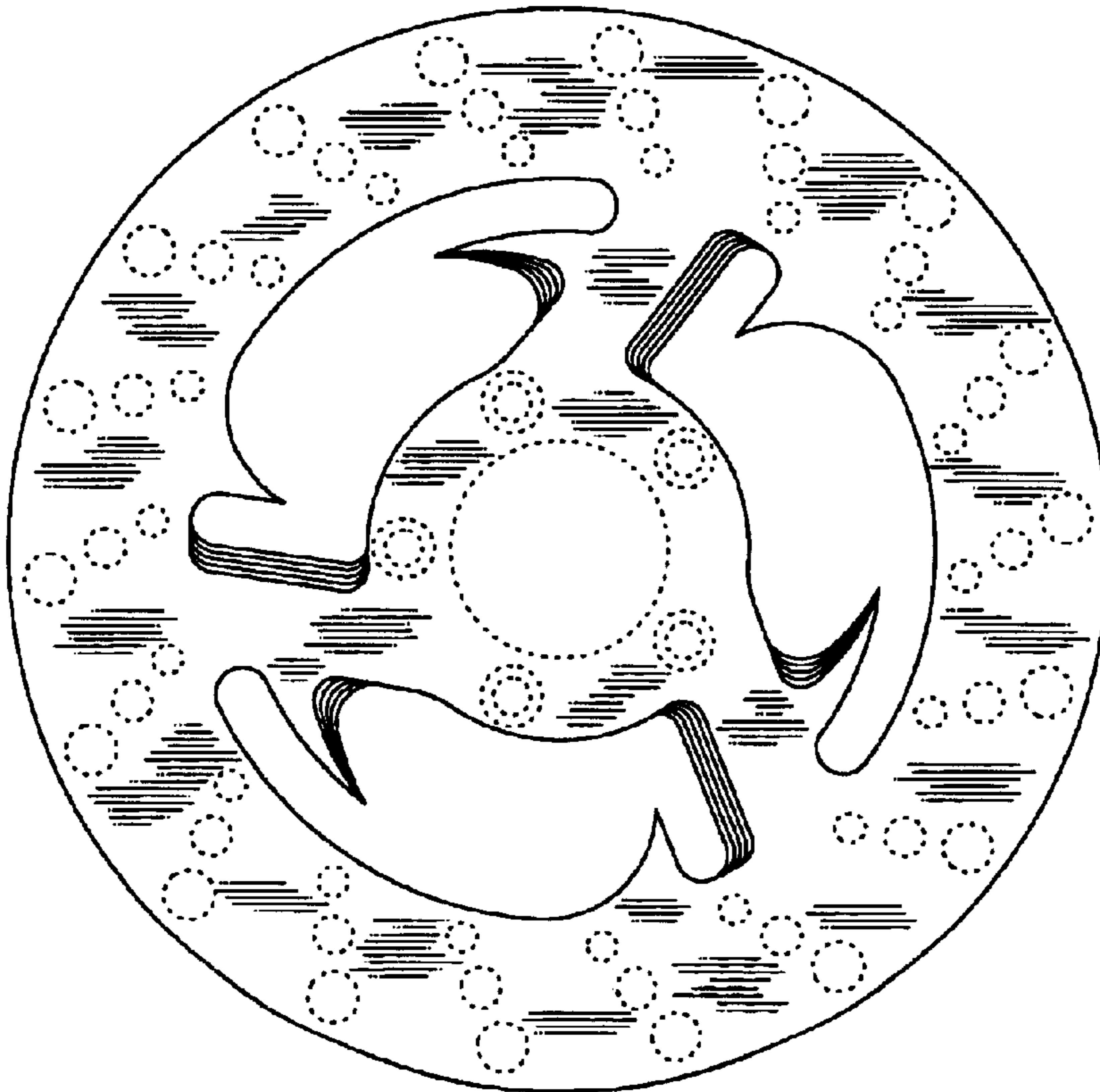


Figure 5