



US00D491126S

(12) **United States Design Patent**  
**Rivers, Jr. et al.**

(10) **Patent No.:** **US D491,126 S**  
(45) **Date of Patent:** **\*\* Jun. 8, 2004**

(54) **MOTORCYCLE RIM WITH SPINNING SPOKE**

(75) Inventors: **Michael Rivers, Jr.**, 9 Ashdale Cir., Newark, DE (US) 19702; **Marc C. Mathis**, 118 Creekmont Ct., Newark, DE (US) 19702

(73) Assignees: **Michael Rivers, Jr.**, Newark, DE (US); **Marc C. Mathis**, Newark, DE (US)

(\*\*) Term: **14 Years**

(21) Appl. No.: **29/191,098**

(22) Filed: **Sep. 30, 2003**

**Related U.S. Application Data**

(63) Continuation-in-part of application No. 29/182,025, filed on May 19, 2003.

(51) **LOC (7) Cl.** ..... **12-16**

(52) **U.S. Cl.** ..... **D12/209**

(58) **Field of Search** ..... D12/204-213;  
301/37.101, 64.101, 65

(56) **References Cited**

**U.S. PATENT DOCUMENTS**

- D364,843 S \* 12/1995 Hale, Jr. .... D12/209
- D366,641 S \* 1/1996 Neeper ..... D12/209
- D378,506 S \* 3/1997 Stolz et al. .... D12/209
- D384,928 S \* 10/1997 Neeper ..... D12/209
- D385,838 S \* 11/1997 Cullen ..... D12/209

- D386,461 S \* 11/1997 Neeper ..... D12/209
- D395,633 S \* 6/1998 Choi ..... D12/209
- D400,489 S \* 11/1998 McMath ..... D12/209
- D406,090 S \* 2/1999 Nishida ..... D12/209
- D410,613 S \* 6/1999 Brown et al. .... D12/209
- D410,616 S \* 6/1999 Hussaini et al. .... D12/209
- D419,515 S \* 1/2000 Brown ..... D12/209
- D430,842 S \* 9/2000 Chinellato ..... D12/209
- D435,821 S \* 1/2001 Dumigan ..... D12/209
- D453,013 S \* 1/2002 Cunningham ..... D12/209
- D453,135 S \* 1/2002 Chen ..... D12/209
- D453,493 S \* 2/2002 Kokubu ..... D12/209
- D453,723 S \* 2/2002 Kokubu ..... D12/209
- D455,991 S \* 4/2002 Kaucher ..... D12/209
- D481,341 S \* 10/2003 Morrison ..... D12/209

\* cited by examiner

*Primary Examiner*—Stacia Cadmus

(74) *Attorney, Agent, or Firm*—Patrick Mixon

(57) **CLAIM**

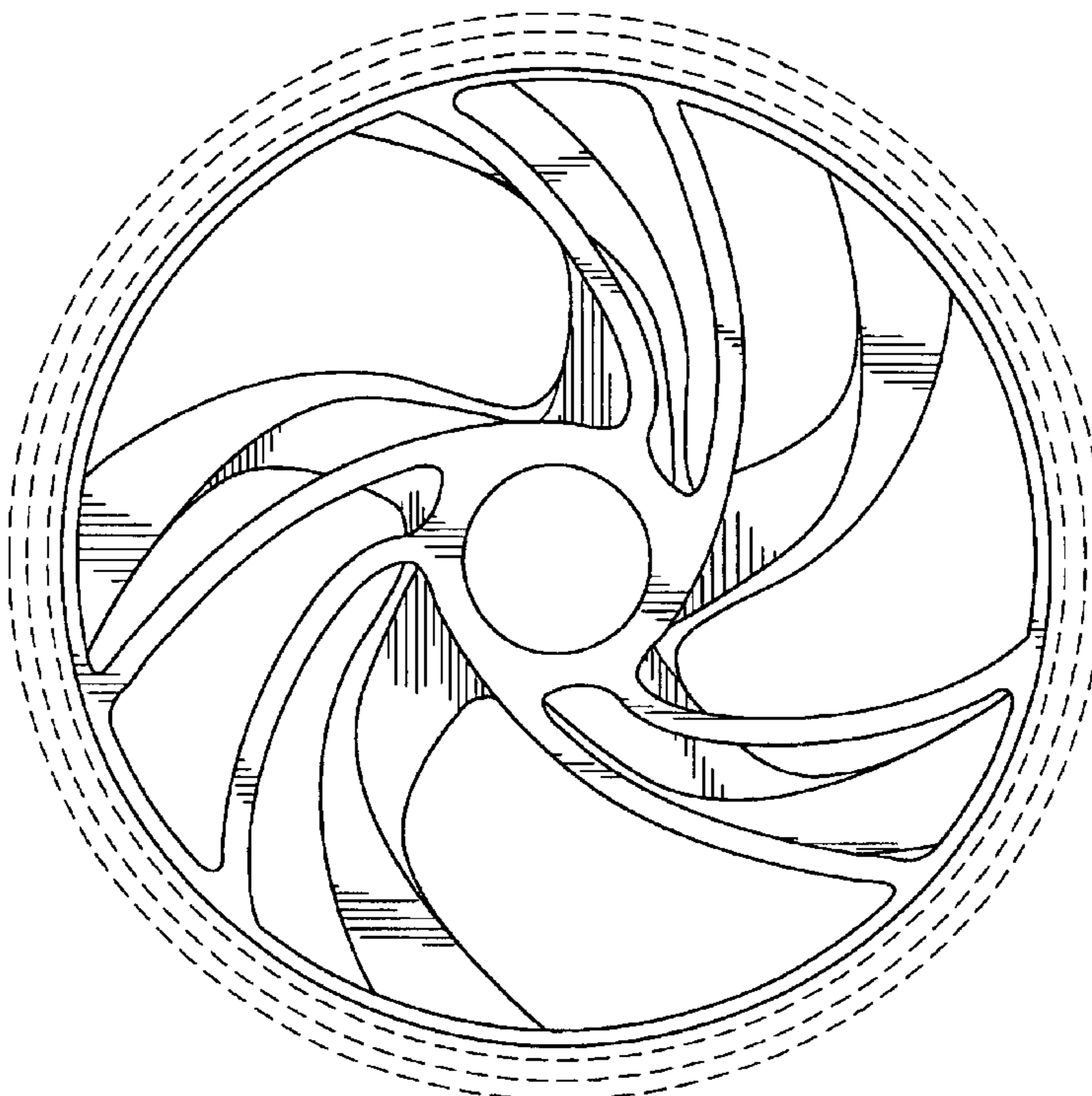
The ornamental design for a motorcycle rim with spinning spoke, as shown and described.

**DESCRIPTION**

FIG. 1 is a perspective view of a motorcycle rim with spinning spoke in accordance with our new design; and, FIG. 2 is a side view thereof, the opposite side view being identical thereto.

The broken line showing the environment is for illustrative purposes only and forms no part of the claimed design.

**1 Claim, 2 Drawing Sheets**



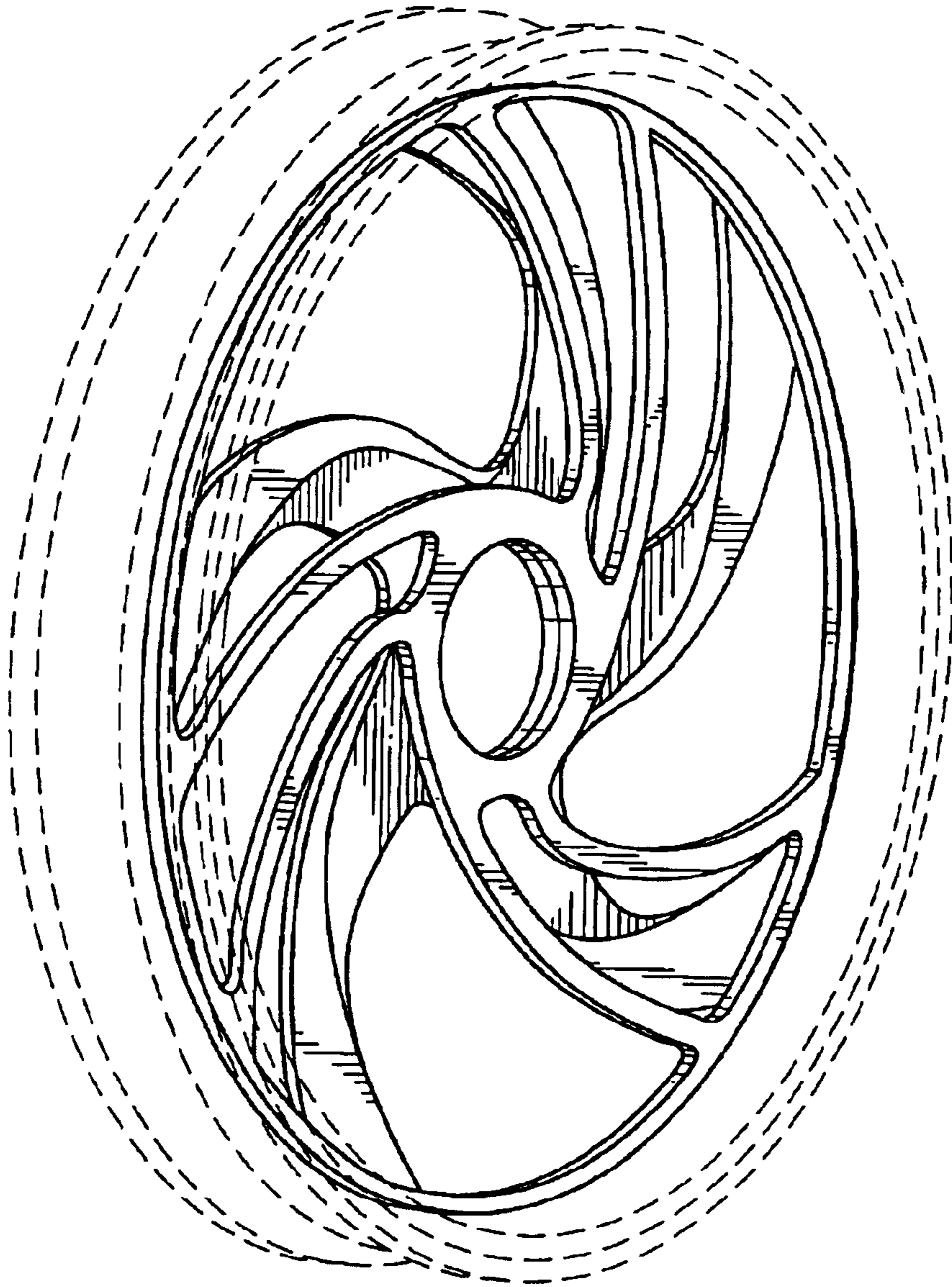


FIG. 1

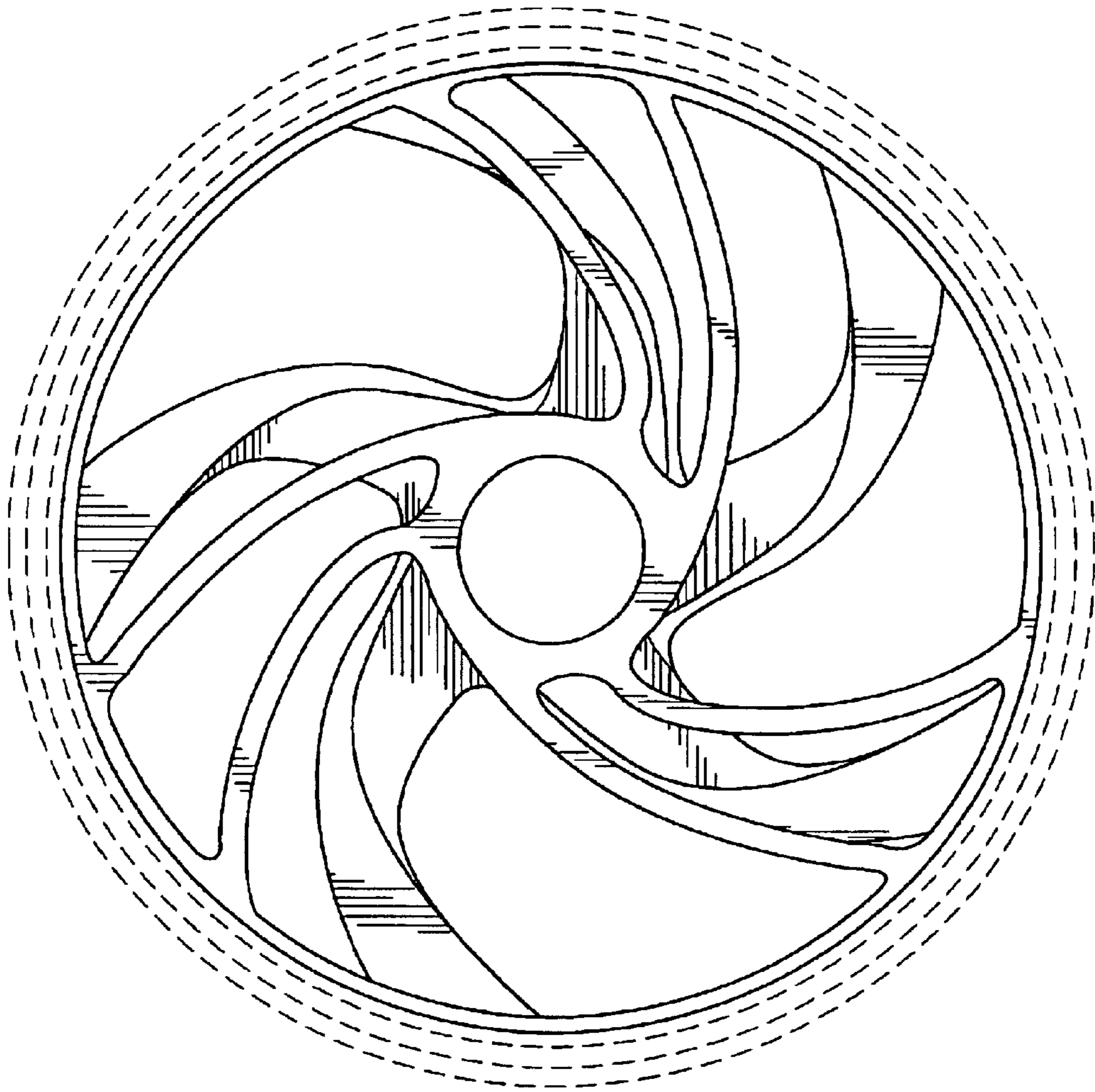


FIG.2