



US00D491122S

(12) **United States Design Patent**
Kraines

(10) **Patent No.:** **US D491,122 S**

(45) **Date of Patent:** **** Jun. 8, 2004**

(54) **VEHICLE FLOOR MAT**

(75) **Inventor:** **Bradley A. Kraines**, Agoura Hills, CA (US)

(73) **Assignee:** **Kraco Enterprises, Inc.**, Compton, CA (US)

(**) **Term:** **14 Years**

(21) **Appl. No.:** **29/194,861**

(22) **Filed:** **Dec. 2, 2003**

(51) **LOC (7) Cl.** **12-16**

(52) **U.S. Cl.** **D12/203**

(58) **Field of Search** D12/203; D6/582-586, D6/592; 296/97.23; 15/215-217; 428/141; 280/163-164.1

(56) **References Cited**

U.S. PATENT DOCUMENTS

3,526,016 A	*	9/1970	Stata	15/216
D313,789 S	*	1/1991	Thundercloud	D12/203
D325,555 S	*	4/1992	Primeau	D12/203
D425,005 S	*	5/2000	Rizvi	D12/203
D429,204 S	*	8/2000	Lu	D12/203
D432,478 S	*	10/2000	Lu	D12/203
D432,966 S	*	10/2000	Iacovelli et al.	D12/203

D439,874 S	*	4/2001	Hussaini et al.	D12/203
D441,336 S	*	5/2001	Hussaini et al.	D12/203
D444,115 S	*	6/2001	Iacovelli et al.	D12/203
D454,321 S	*	3/2002	Lu	D12/203
D467,532 S	*	12/2002	Kraines	D12/203
D469,726 S	*	2/2003	Kraines	D12/203

* cited by examiner

Primary Examiner—Stacia Cadmus

(74) *Attorney, Agent, or Firm*—Wood, Herron & Evans, L.L.P.

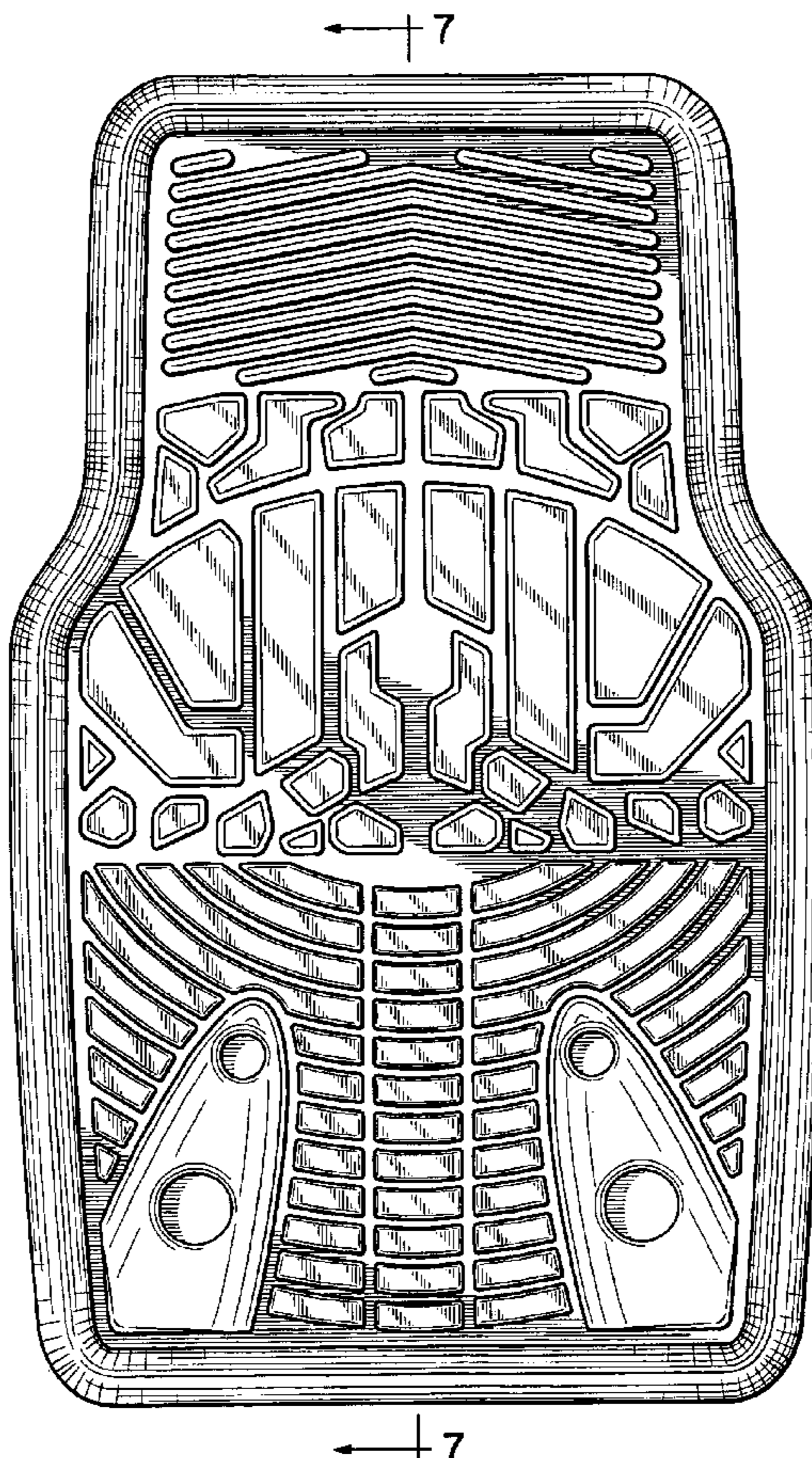
(57) **CLAIM**

The ornamental design for the vehicle floor mat, as shown and described.

DESCRIPTION

FIG. 1 is a top plan view of a vehicle floor mat incorporating my new design;
FIG. 2 is a front elevational view thereof;
FIG. 3 is a right side elevational view thereof,
FIG. 4 is a rear elevational view thereof;
FIG. 5 is a left side elevational view thereof;
FIG. 6 is a reduced bottom plan view thereof; and,
FIG. 7 is a cross-sectional view along line 7—7 of FIG. 1 to depict the contour of the upper surface thereof.

1 Claim, 2 Drawing Sheets



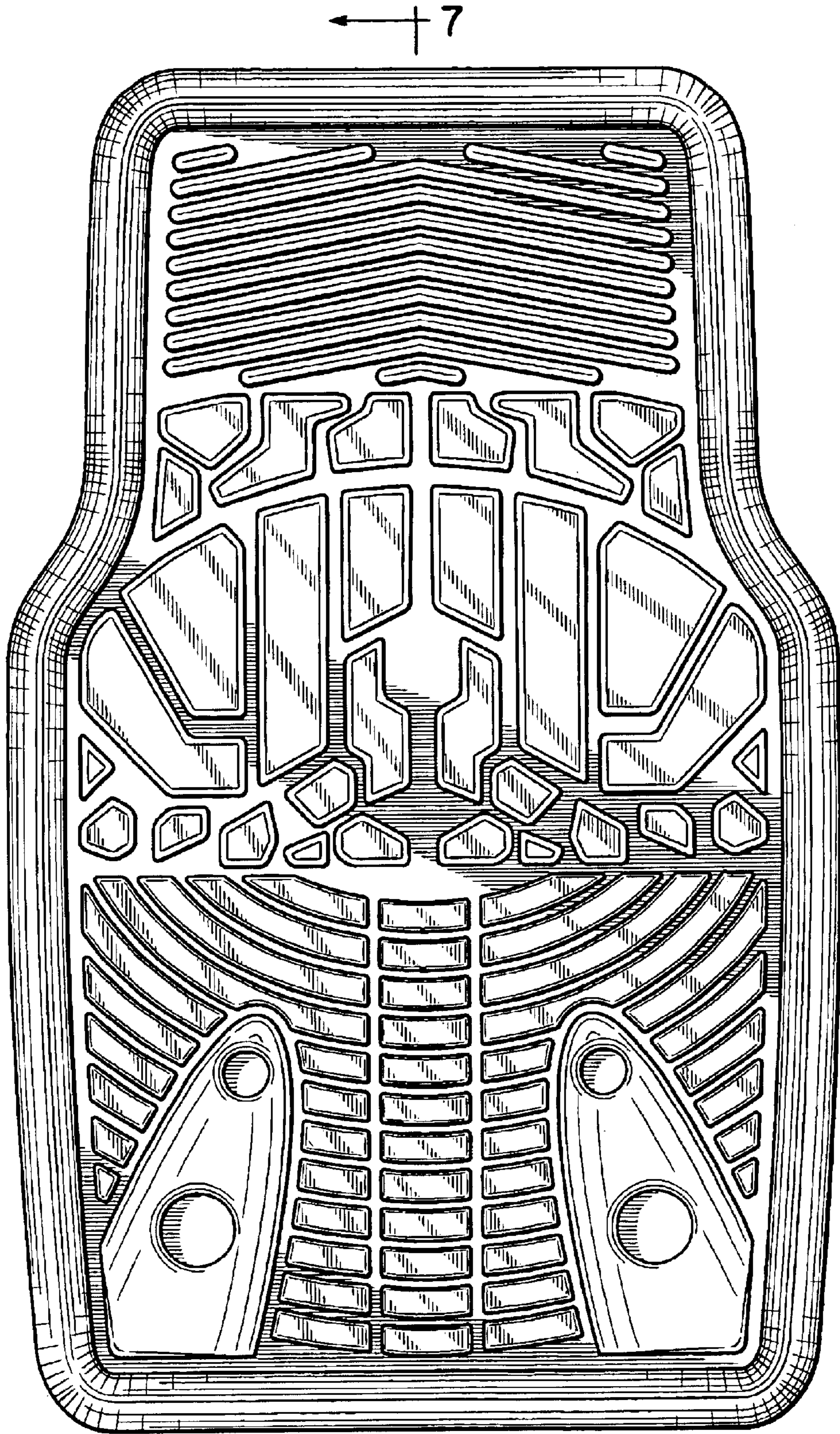


FIG. 1



FIG. 2



FIG. 3




FIG. 4



FIG. 5



FIG. 7

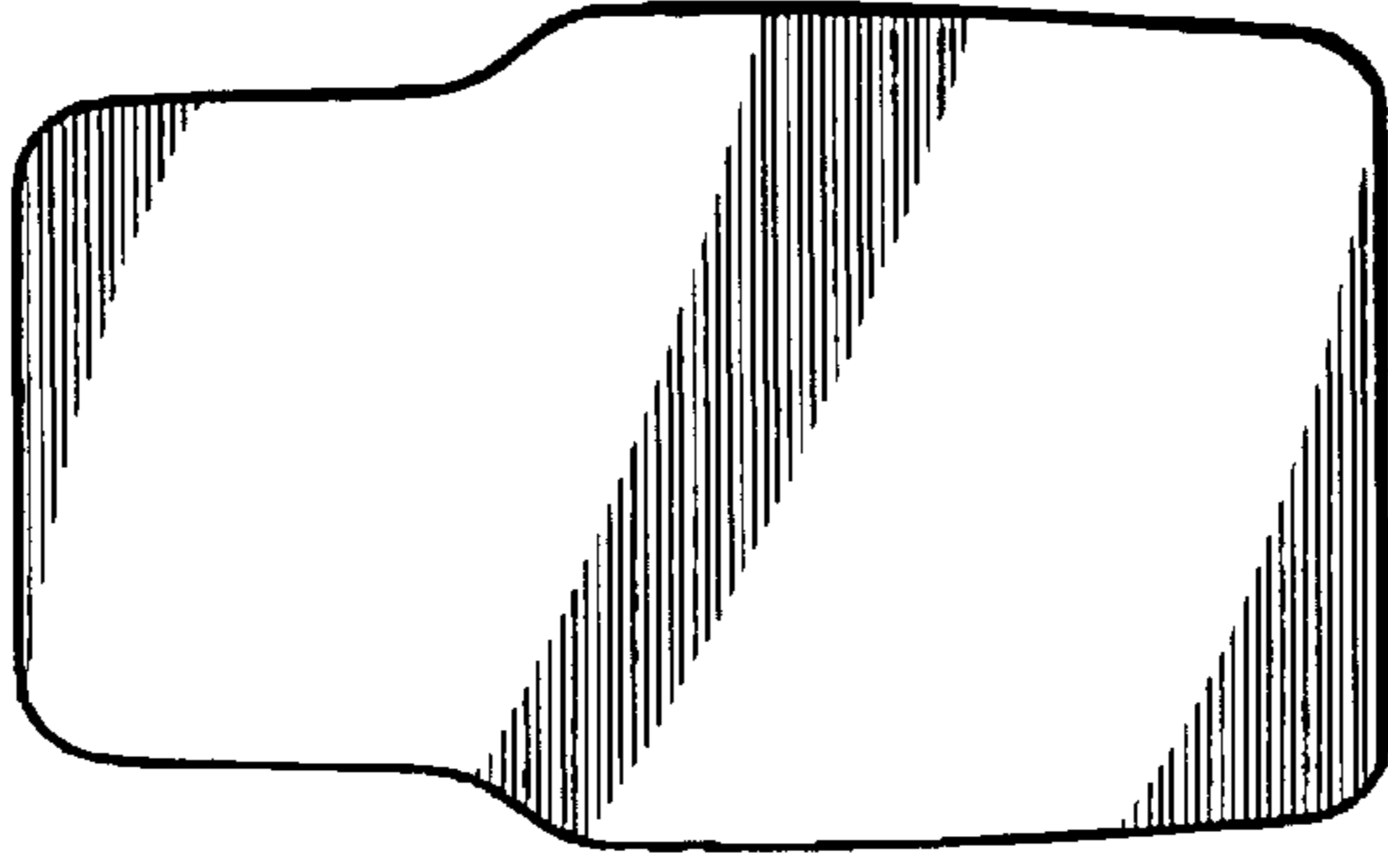


FIG. 6