



US00D491100S

(12) **United States Design Patent**
Summers

(10) **Patent No.:** **US D491,100 S**

(45) **Date of Patent:** **** Jun. 8, 2004**

(54) **EXPANDABLE CLOSURE FOR WAISTBANDS**

(76) **Inventor:** **Margaret L. Summers**, 4509 66th Ave.
Ct. West, University Place, WA (US)
98466

(**) **Term:** **14 Years**

(21) **Appl. No.:** **29/186,445**

(22) **Filed:** **Jul. 16, 2003**

(51) **LOC (7) Cl.** **02-07**

(52) **U.S. Cl.** **D11/210; D11/200**

(58) **Field of Search** D11/200, 201,
D11/208-210, 212-218, 220, 222, 231-234,
237, 86-87, 94; 63/3, 15.2, 15; 24/307,
379.1, 625, 91, 616, 200, 196, 15, 378.1,
171, 169, 112; 2/170

(56) **References Cited**

U.S. PATENT DOCUMENTS

1,280,184 A * 10/1918 Dow 2/323
1,643,627 A * 9/1927 Nissen 24/15

2,608,691 A * 9/1952 Berg 2/325
D179,614 S * 1/1957 Shafer D11/212
3,096,525 A * 7/1963 Gould 2/335
D291,788 S * 9/1987 Caulkins D11/213
4,947,489 A * 8/1990 Greenwood 2/304
D432,946 S * 10/2000 Gorelick D11/200
D433,650 S * 11/2000 Gable D11/200

* cited by examiner

Primary Examiner—Ralf Seifert


(57) **CLAIM**



The ornamental design for a expandable closure for waistbands, as shown and described.

DESCRIPTION

FIG. 1 is a front elevational view of a expandable closure for waistbands showing my new design;
FIG. 2 is a rear elevational view thereof;
FIG. 3 is a side view, taken from the left side of FIG. 1;
FIG. 4 is a side view, taken from the right side of FIG. 1; and,
FIG. 5 is a top plan view thereof, the bottom plan view being a mirror image thereof.

1 Claim, 2 Drawing Sheets








FIG. 4




FIG. 3



FIG. 5