



US00D491089S

(12) **United States Design Patent**
Modolo

(10) **Patent No.:** **US D491,089 S**

(45) **Date of Patent:** **** Jun. 8, 2004**

(54) **WATCH BRACELET**

D447,078 S * 8/2001 Avakian D11/4
D472,160 S * 3/2003 Modolo D10/32

(75) Inventor: **Dino Modolo**, La Chaux-de-Fonds
(CH)

* cited by examiner

(73) Assignee: **Luxury Timepieces International SA**,
Neuchatel (CH)

Primary Examiner—Ralf Seifert
(74) *Attorney, Agent, or Firm*—Sughrue Mion, PLLC

(**) Term: **14 Years**

(57) **CLAIM**

(21) Appl. No.: **29/190,890**

The ornamental design for a watch bracelet, as shown.

(22) Filed: **Sep. 30, 2003**

DESCRIPTION

(30) **Foreign Application Priority Data**

Apr. 1, 2003 (WO) DMA/006 016

(51) **LOC (7) Cl.** **11-01**

(52) **U.S. Cl.** **D11/4**

(58) **Field of Search** D11/1-25, 93-94,
D11/32; 59/78, 79.2, 80-84; 63/1.11, 3,
3.1, 3.2, 5.1-5.2, 7-11; 224/175; D10/32

FIG. 1 is a perspective view of the top, front and right side of a watch bracelet showing my new design;
FIG. 2 is a front view thereof;
FIG. 3 is a rear view thereof;
FIG. 4 is a right side view thereof;
FIG. 5 is a left side view thereof;
FIG. 6 is a top plan view; and,
FIG. 7 is a bottom plan view.

(56) **References Cited**

U.S. PATENT DOCUMENTS

D371,314 S * 7/1996 Yurman D11/3

1 Claim, 2 Drawing Sheets




FIG. 1



FIG. 2




FIG. 3




FIG. 4

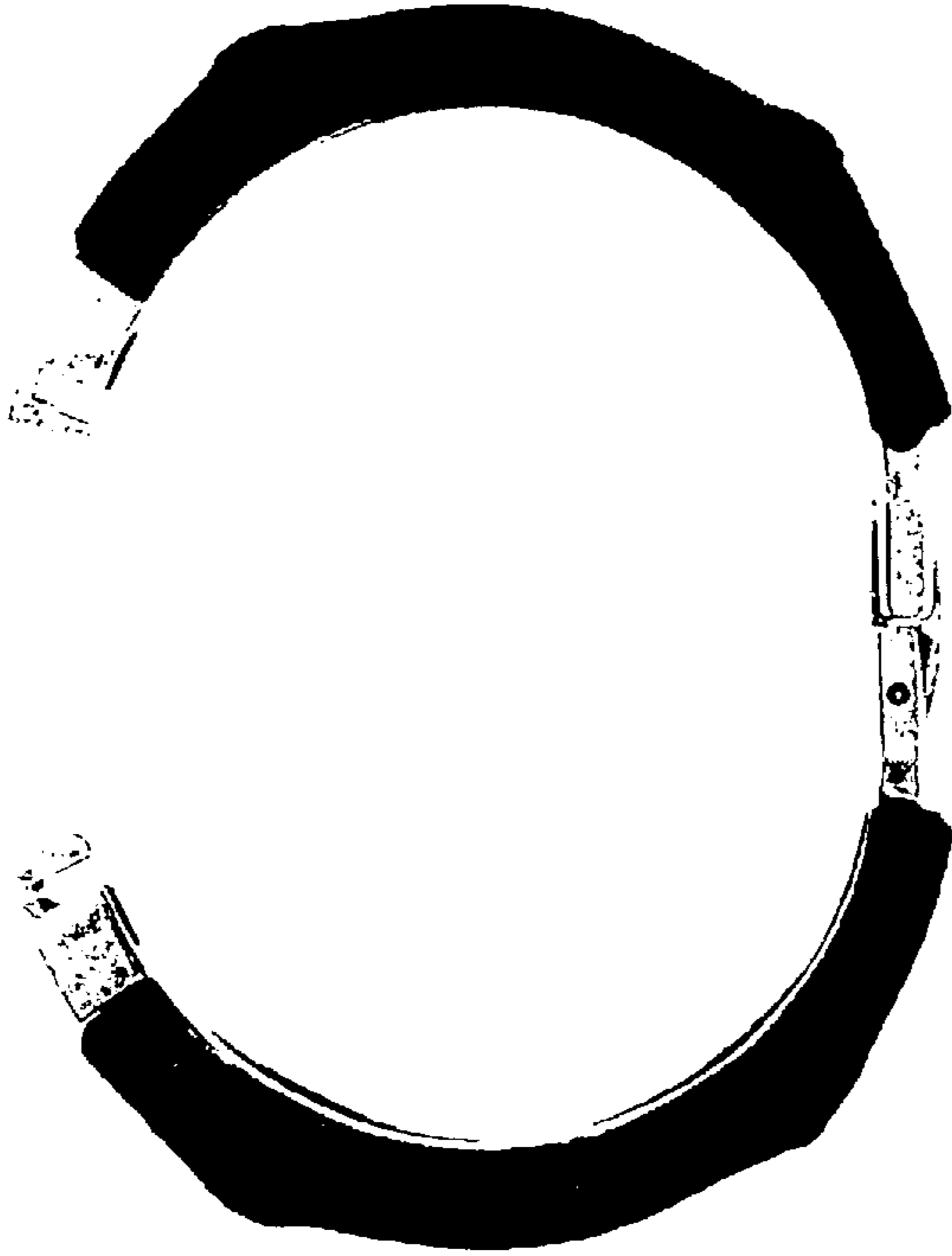


FIG. 6



FIG. 5




FIG. 7

