



US00D491078S

(12) **United States Design Patent**  
**Schoepfer**

(10) **Patent No.:** **US D491,078 S**

(45) **Date of Patent:** **\*\* Jun. 8, 2004**

(54) **WRIST WATCH**

D474,118 S \* 5/2003 Monachon ..... D10/32  
D484,815 S \* 1/2004 Baumann ..... D10/32

(75) Inventor: **Eddy Schoepfer**, Les Ouches (CH)

\* cited by examiner

(73) Assignee: **Breitling SA**, Grenchen (CH)

*Primary Examiner*—Nelson C. Holtje

(\*\*) Term: **14 Years**

(74) *Attorney, Agent, or Firm*—Stroock & Stroock & Lavan LLP

(21) Appl. No.: **29/190,818**

(57) **CLAIM**

(22) Filed: **Sep. 26, 2003**

The ornamental design for a wrist watch, as shown and described.

(30) **Foreign Application Priority Data**

**DESCRIPTION**

Apr. 1, 2003 (WO) ..... DMA/006 004

(51) **LOC (7) Cl.** ..... **10-02**

(52) **U.S. Cl.** ..... **D10/32**

(58) **Field of Search** ..... D10/1-40, 122-132;  
368/276-277, 281-282, 285, 164, 168,  
178; D11/3-25; 63/1.1, 3, 5, 11

FIG. 1 is a perspective view of a wrist watch in accordance with a first aspect of the invention.

FIG. 2 is a front plan view of the wrist watch depicted in FIG. 1.

FIG. 3 is a back plan view of the wrist watch depicted in FIG. 1.

FIG. 4 is a right-side view of the wrist watch depicted in FIG. 1.

FIG. 5 is a left-side view of the wrist watch depicted in FIG. 1.

FIG. 6 is a bottom perspective view of the wrist watch depicted in FIG. 1; and,

FIG. 7 is a top perspective view of the wrist watch depicted in FIG. 1.

The clasp depicted in FIGS. 1-7 is for illustrative purposes only and forms no part of the claimed design.

(56) **References Cited**

**U.S. PATENT DOCUMENTS**

- D340,872 S \* 11/1993 Schwarz ..... D10/39
- D365,994 S \* 1/1996 Brennan ..... D10/32
- D368,663 S \* 4/1996 Giardiello ..... D10/39
- D371,081 S \* 6/1996 Mijatovic ..... D10/39
- D372,201 S \* 7/1996 Mijatovic ..... D10/39
- D415,043 S \* 10/1999 Fichter ..... D10/39
- D447,705 S \* 9/2001 Scheufele ..... D10/39
- D459,242 S \* 6/2002 Wunderman ..... D10/32
- D470,776 S \* 2/2003 Blondin ..... D10/30
- D473,475 S \* 4/2003 Baumann ..... D10/32

**1 Claim, 7 Drawing Sheets**





FIG. 1



FIG. 2




FIG. 3




FIG. 4



FIG. 5




FIG. 6




FIG. 7