



US00D491065S

(12) **United States Design Patent**
Solowiejko et al.

(10) **Patent No.:** **US D491,065 S**

(45) **Date of Patent:** **** Jun. 8, 2004**

(54) **LID FOR A SPICE CONTAINER**

(75) Inventors: **George Solowiejko**, Rockford, IL (US);
Edward Cronin, Broadhead, WI (US);
Gordon E. VerWeyst, Rockford, IL (US)

(73) Assignee: **J.L. Clark, Inc.**, Rockford, IL (US)

(**) Term: **14 Years**

(21) Appl. No.: **29/179,153**

(22) Filed: **Apr. 4, 2003**

(51) **LOC (7) Cl.** **09-07**

(52) **U.S. Cl.** **D9/449; D9/447; D9/435**

(58) **Field of Search** D9/432, 435, 447,
D9/449, 454, 450, 515; D7/392, 401.1,
591, 596, 480; 222/142.1, 142.3, 196.1,
196.3, 565, 556, 339, 450, 196.2; 220/254.3;
215/901, 235

(56) **References Cited**

U.S. PATENT DOCUMENTS

3,155,285	A	*	11/1964	Baarn	222/480
D200,270	S	*	2/1965	Waterman	D9/450
D204,509	S	*	4/1966	Waterman	D9/450
3,322,306	A	*	5/1967	Foster	222/480
4,024,976	A	*	5/1977	Acton	215/901
D278,115	S	*	3/1985	Leininger	D7/392

D312,190	S	*	11/1990	Ciaccio	D7/596
D448,295	S	*	9/2001	Mozes	D9/450
D464,567	S	*	10/2002	Baerenwald et al.	D9/432

* cited by examiner

Primary Examiner—Ian Simmons

Assistant Examiner—Gregory Andoll

(74) *Attorney, Agent, or Firm*—Leydig, Voit & Mayer, Ltd.

(57) **CLAIM**

We claim the ornamental design for a lid for a spice container, as shown and described.

DESCRIPTION

FIG. 1 is a perspective view of the lid for a spice container with the doors in the closed position;

FIG. 2 is a perspective view similar to FIG. 1 but with the doors in an open position;

FIG. 3 is a top view of the lid as shown in FIG. 1;

FIG. 4 is an end view of the lid as shown in FIG. 3, taken from the bottom, with the container truncated; the end view from the top is identical;

FIG. 5 is a side view of the lid as shown in FIG. 3 taken from the left with the container truncated; and,

FIG. 6 is a side view of the lid as shown in FIG. 3 taken from the right, with the container truncated.

The broken lines in the Figures are for illustrative purposes only and form no part of the claimed design.

1 Claim, 3 Drawing Sheets

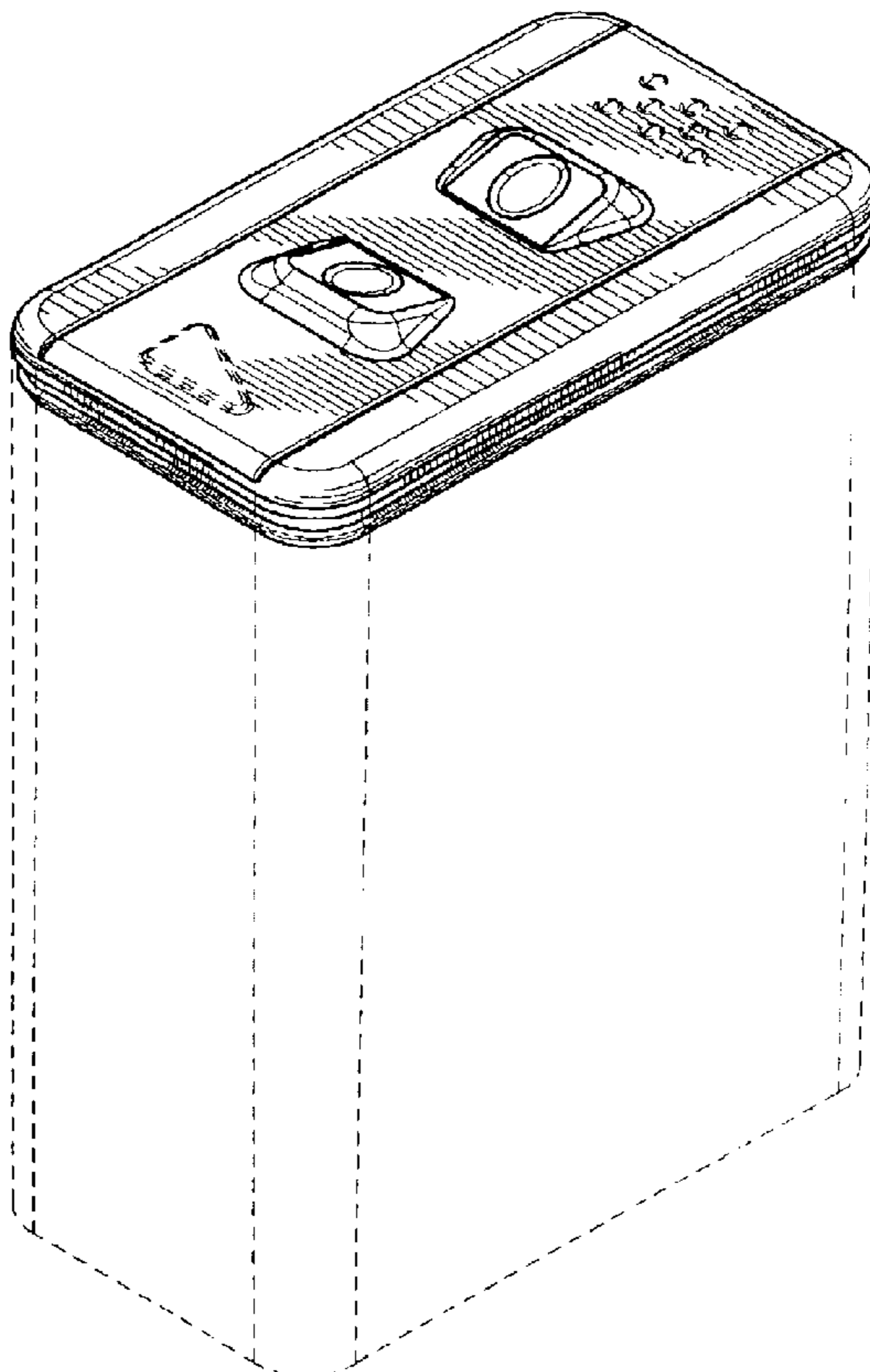


FIG. 1

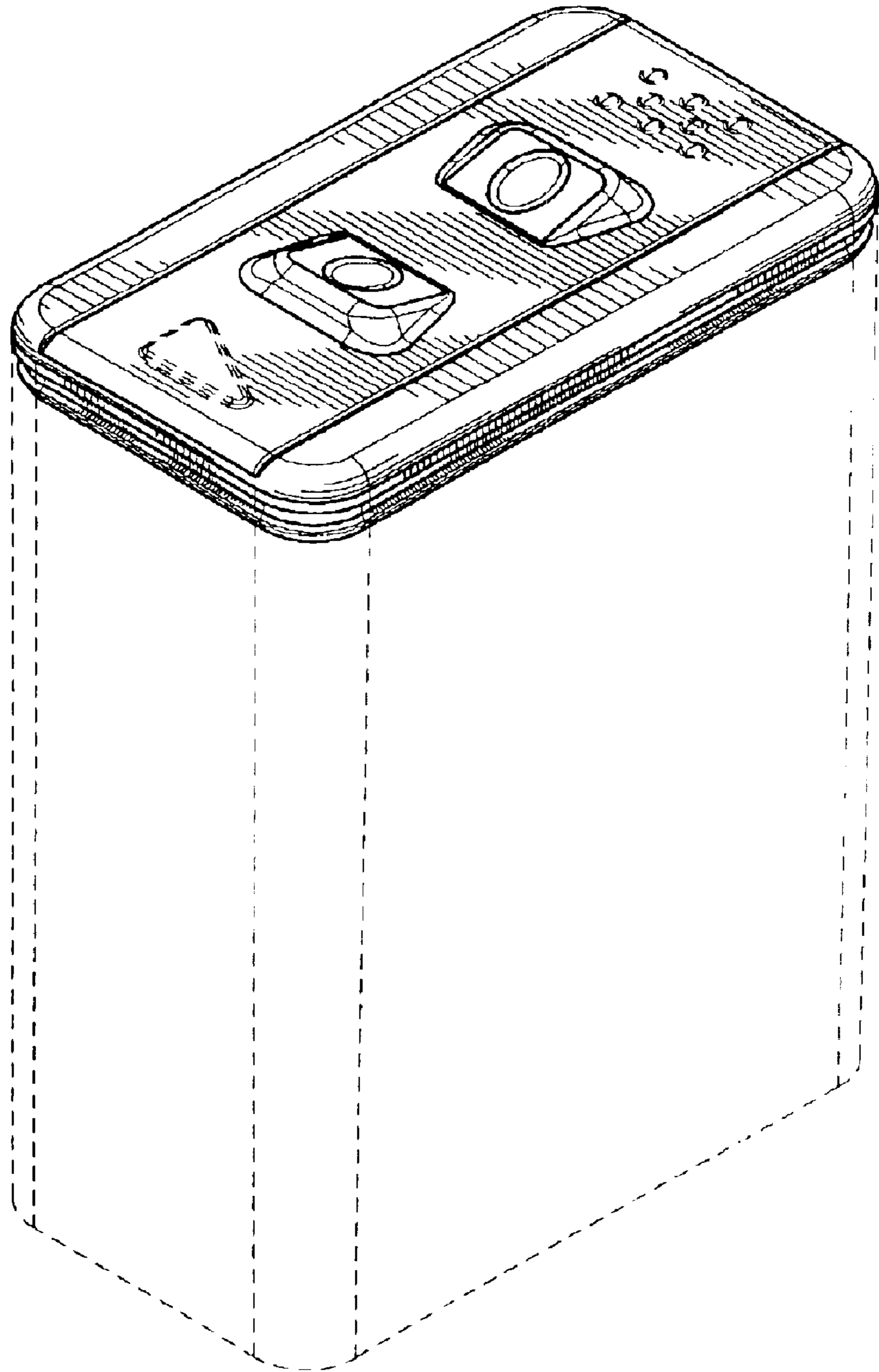


FIG. 2

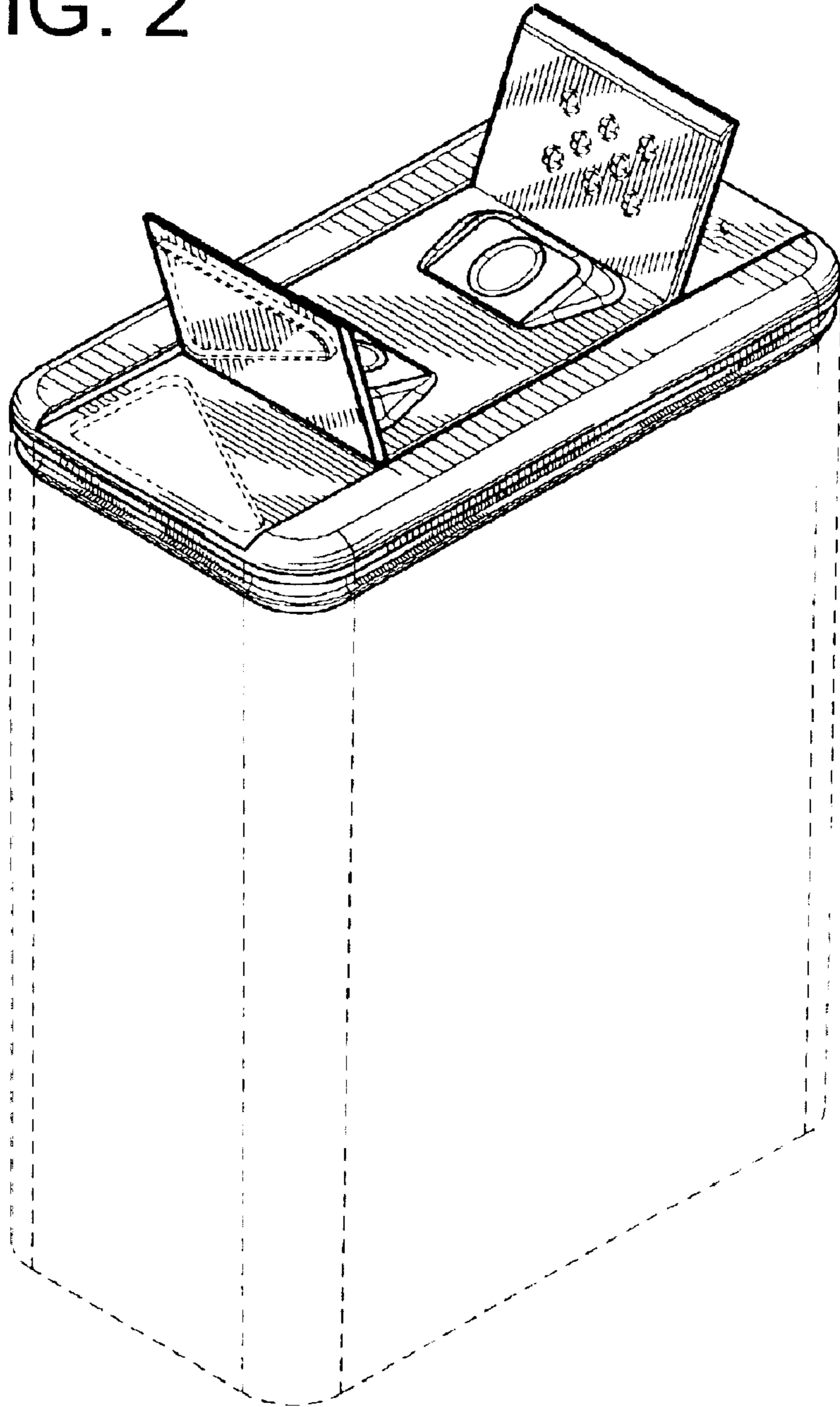


FIG. 6

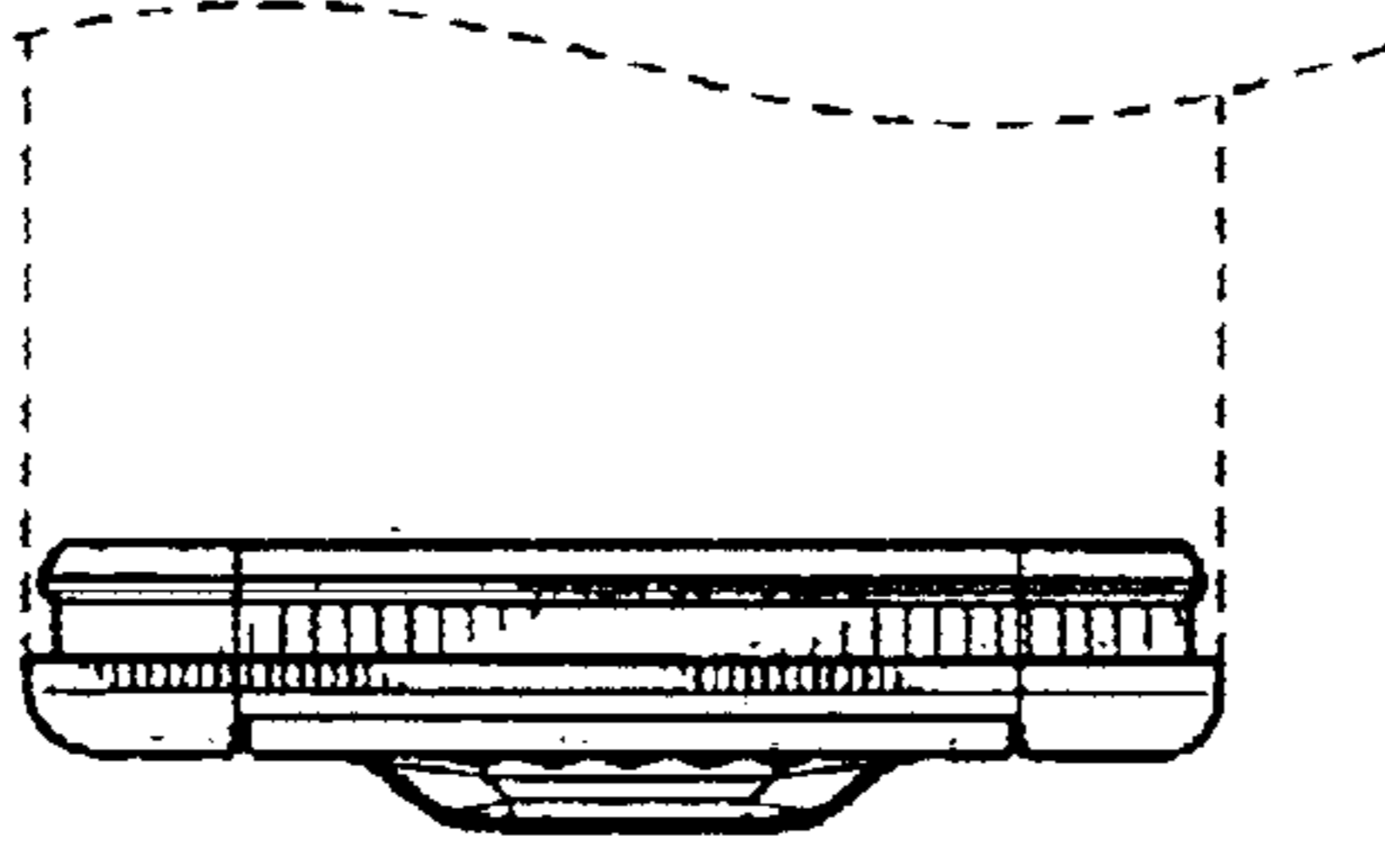


FIG. 3

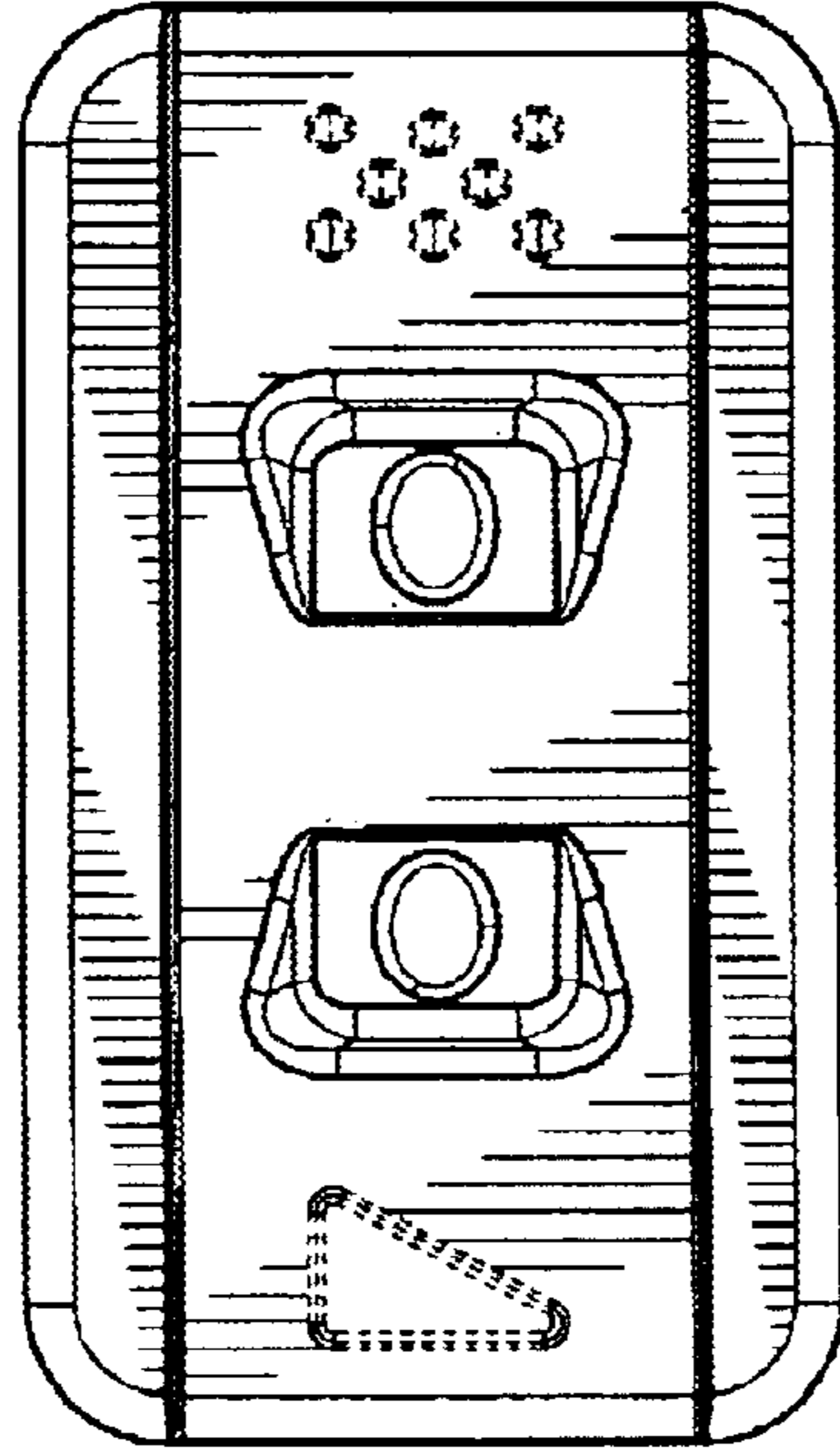


FIG. 5

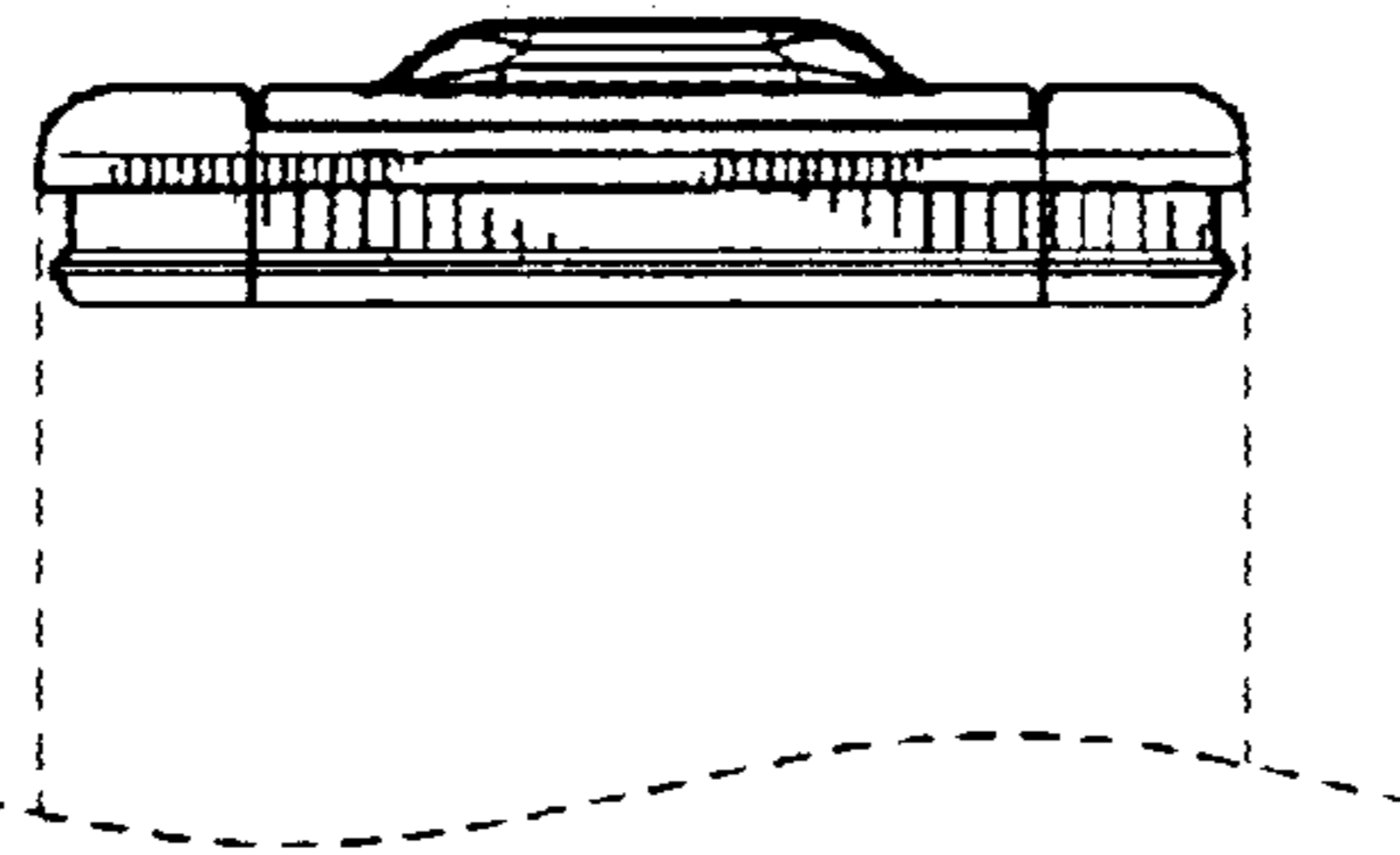


FIG. 4

