



US00D491052S

(12) **United States Design Patent**
Graves et al.

(10) **Patent No.:** **US D491,052 S**

(45) **Date of Patent:** **** Jun. 8, 2004**

(54) **FINIAL**
(75) Inventors: **Brian Graves, San Diego, CA (US);**
Poho Shyu, San Diego, CA (US)
(73) Assignee: **Beme International, LLC, San Diego,**
CA (US)

D433,317 S 11/2000 Graves et al. D8/378
D433,620 S 11/2000 Xu et al. D8/378
D433,925 S 11/2000 Graves et al. D8/378
D434,643 S 12/2000 Graves et al. D8/378
D434,973 S 12/2000 Xu et al. D8/378
D443,814 S 6/2001 Watson D8/378
D459,203 S 6/2002 Dolan D8/378

(**) Term: **14 Years**

* cited by examiner

(21) Appl. No.: **29/187,432**

Primary Examiner—Holly Baynham
(74) *Attorney, Agent, or Firm*—Fish & Richardson P.C.;
Fred C. Hernandez

(22) Filed: **Aug. 1, 2003**

(51) **LOC (7) Cl.** **08-05**

(57) **CLAIM**

(52) **U.S. Cl.** **D8/378**

The ornamental design for a finial, as shown.

(58) **Field of Search** D8/378; 428/28;
D26/154

DESCRIPTION


(56) **References Cited**

U.S. PATENT DOCUMENTS

D70,746 S * 8/1926 Dlouhy D8/378
D70,747 S * 8/1926 Dlouhy D8/378
D78,361 S * 4/1929 Matosian D8/378
D78,362 S * 4/1929 Matosian D8/378
D430,002 S 8/2000 Graves et al. D8/378
D430,003 S 8/2000 Graves et al. D8/378
D430,004 S 8/2000 Graves et al. D8/378
D430,481 S 9/2000 Graves et al. D8/378
D431,452 S 10/2000 Graves et al. D8/378
D432,005 S 10/2000 Xu et al. D8/378
D432,398 S 10/2000 Graves et al. D8/378
D432,399 S 10/2000 Xu et al. D8/378

FIG. 1 shows a perspective view of a finial incorporating the design;
FIG. 2 shows a bottom plan view of the finial shown in FIG. 1;
FIG. 3 shows a right side elevational view of the finial shown in FIG. 1;
FIG. 4 shows a front elevational view of the finial shown in FIG. 1;
FIG. 5 shows a top plan view of the finial shown in FIG. 1; and,
FIG. 6 shows a left side elevational view of the finial shown in FIG. 1.

1 Claim, 2 Drawing Sheets






Fig. 1

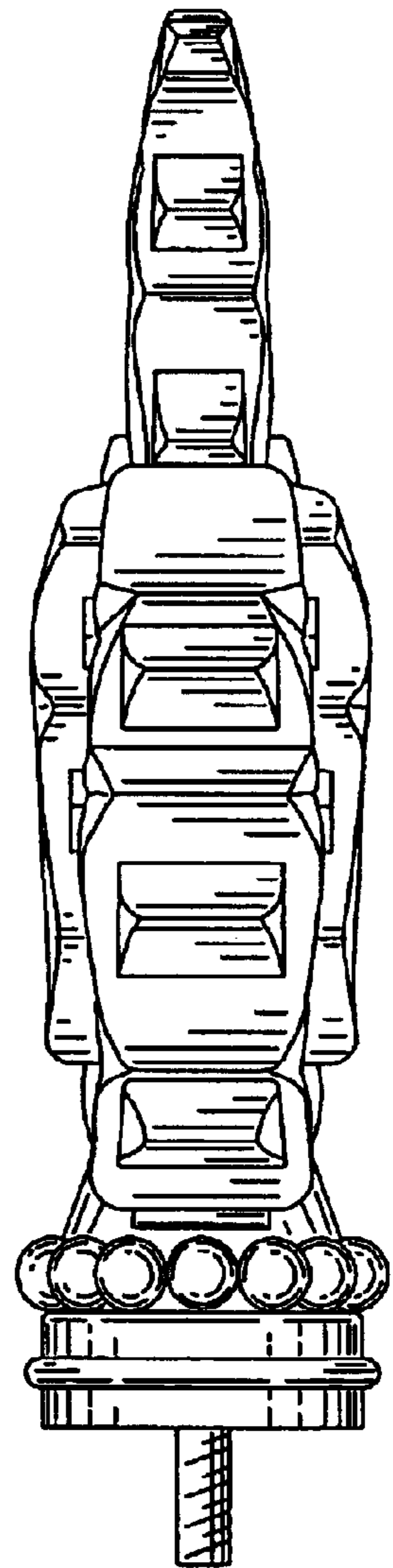


Fig. 2

Fig. 3




Fig. 4




Fig. 5

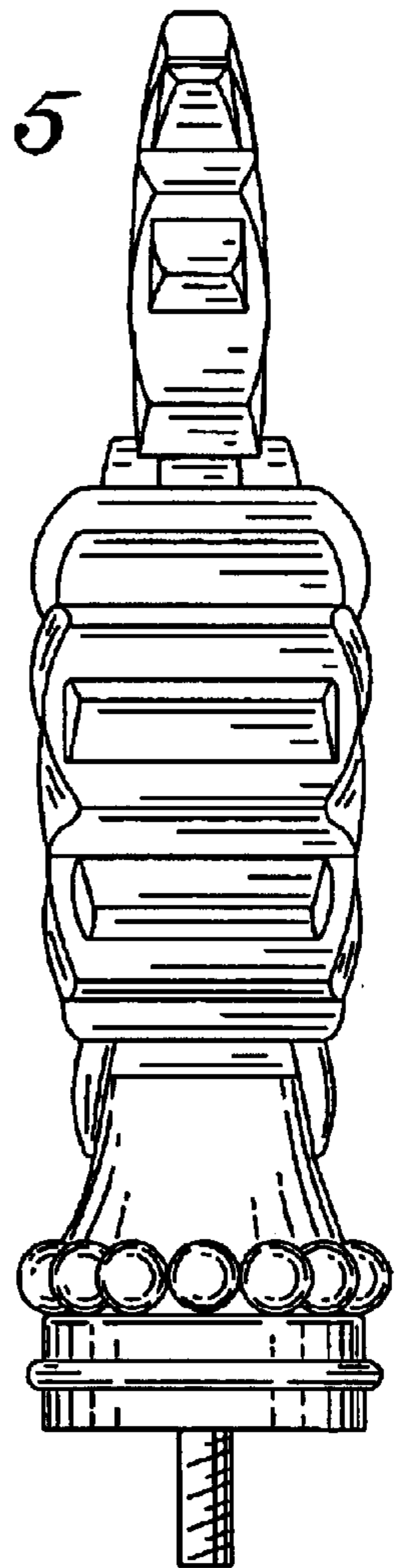


Fig. 6

