



US00D491051S

(12) **United States Design Patent**
Graves et al.

(10) **Patent No.:** **US D491,051 S**

(45) **Date of Patent:** **** Jun. 8, 2004**

(54) **FINIAL**
(75) Inventors: **Brian Graves, San Diego, CA (US);**
Poho Shyu, San Diego, CA (US)
(73) Assignee: **Beme International, LLC, San Diego,**
CA (US)
(**) Term: **14 Years**

D432,399 S	10/2000	Xu et al.	D8/378
D433,317 S	11/2000	Graves et al.	D8/378
D433,620 S	11/2000	Xu et al.	D8/378
D433,925 S	11/2000	Graves et al.	D8/378
D434,643 S	12/2000	Graves et al.	D8/378
D434,973 S	12/2000	Xu et al.	D8/378
D443,814 S	6/2001	Watson	D8/378
D459,203 S	6/2002	Dolan	D8/378

* cited by examiner

(21) Appl. No.: **29/187,431**
(22) Filed: **Aug. 1, 2003**

Primary Examiner—Holly Baynham
(74) *Attorney, Agent, or Firm*—Fish & Richardson P.C.;
Fred C. Hernandez

(51) **LOC (7) Cl.** **08-05**
(52) **U.S. Cl.** **D8/378**
(58) **Field of Search** D8/378; 428/28;
D26/154

(57) **CLAIM**

The ornamental design for a finial, as shown.

DESCRIPTION

(56) **References Cited**
U.S. PATENT DOCUMENTS

D70,746 S	*	8/1926	Dlouhy	D8/378
D70,747 S	*	8/1926	Dlouhy	D8/378
D78,361 S	*	4/1929	Matosian	D8/378
D78,362 S	*	4/1929	Matosian	D8/378
D430,002 S		8/2000	Graves et al.	D8/378
D430,003 S		8/2000	Graves et al.	D8/378
D430,004 S		8/2000	Graves et al.	D8/378
D430,481 S		9/2000	Graves et al.	D8/378
D431,452 S		10/2000	Graves et al.	D8/378
D432,005 S		10/2000	Xu et al.	D8/378
D432,398 S		10/2000	Graves et al.	D8/378

FIG. 1 shows a perspective view of a finial incorporating the design;
FIG. 2 shows a left side elevational view of the finial shown in FIG. 1;
FIG. 3 shows a right side elevational view of the finial shown in FIG. 1;
FIG. 4 shows a front elevational view of the finial shown in FIG. 1, the rear elevational view being identical to the front elevational view; and,
FIG. 5 shows a top plan view of the finial shown in FIG. 1, the bottom plan view being identical to the top plan view.

1 Claim, 2 Drawing Sheets




Fig. 1




Fig. 2

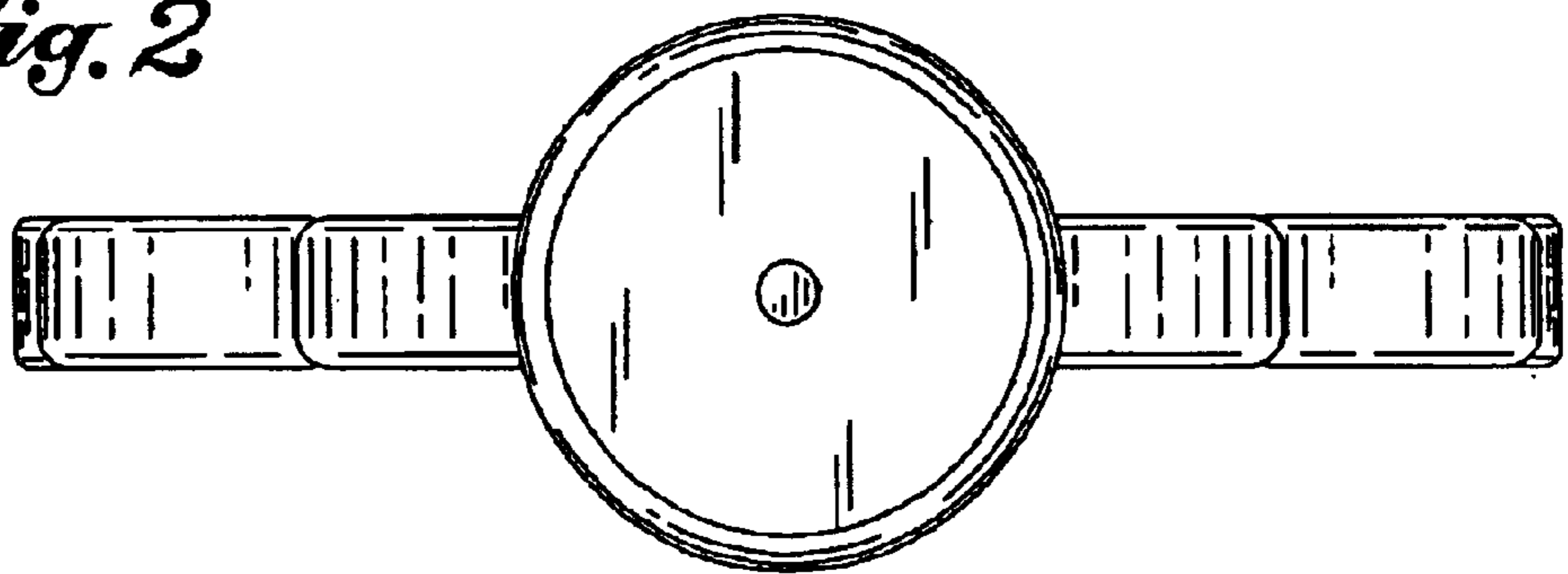


Fig. 3




Fig. 4




Fig. 5

