



US00D491047S

(12) **United States Design Patent**
Kelleghan

(10) **Patent No.:** **US D491,047 S**

(45) **Date of Patent:** **** Jun. 8, 2004**

(54) **TROUT CARABINER**

(75) **Inventor:** **Brian James Kelleghan**, Longmont,
CO (US)

(73) **Assignee:** **Bison Designs, L.L.C.**, Longmont, CO
(US)

(**) **Term:** **14 Years**

(21) **Appl. No.:** **29/185,031**

(22) **Filed:** **Jun. 20, 2003**

(51) **LOC (7) Cl.** **08-05**

(52) **U.S. Cl.** **D8/356**

(58) **Field of Search** D1/106, 107, 120;
D8/333, 356, 367, 382, 383, 396; D11/49,
50, 100, 134, 157, 158, 200, 211; 24/588.1,
588.11, 598.2, 598.3, 599.1, 599.5, 599.6,
599.9, 600.1; 294/82.2, 82.19

(56) **References Cited**

U.S. PATENT DOCUMENTS

5,329,675	A	7/1994	McLean et al.	
5,463,798	A	11/1995	Werzer	
D424,473	S	* 5/2000	Boen	D11/158
D441,638	S	5/2001	Kelleghan	
D448,276	S	9/2001	Kelleghan	
D451,774	S	12/2001	Kelleghan	
D454,054	S	3/2002	Kelleghan	
D459,173	S	6/2002	Kelleghan	
D465,993	S	11/2002	Kelleghan	

D466,422	S	12/2002	Luquire	
D476,218	S	6/2003	Kelleghan	
D480,944	S	* 10/2003	Kelleghan	D8/356
D486,056	S	* 2/2004	Kelleghan	D8/356
D486,377	S	* 2/2004	Kelleghan	D8/356

* cited by examiner

Primary Examiner—James Gandy

Assistant Examiner—Elizabeth Albert

(74) *Attorney, Agent, or Firm*—Margaret Polson; Patent
Law Offices Of Rick Martin, P.C.

(57) **CLAIM**

The ornamental design for a trout carabiner, as shown and described.

DESCRIPTION

FIG. 1 is a top or bottom plan view, which are mirror images, of my new design for a trout carabiner.

FIG. 2 is a right elevation view of the carabiner shown in FIG. 1.


FIG. 3 is a left side elevation view of the carabiner shown in FIG. 1.

FIG. 4 is a front side elevation view of the carabiner shown in FIG. 1.

FIG. 5 is a rear side elevation view of the carabiner shown in FIG. 1; and,

FIG. 6 is a top perspective view of the carabiner shown in FIG. 1.

1 Claim, 1 Drawing Sheet






FIG. 4



FIG. 2




FIG. 1



FIG. 3



FIG. 5

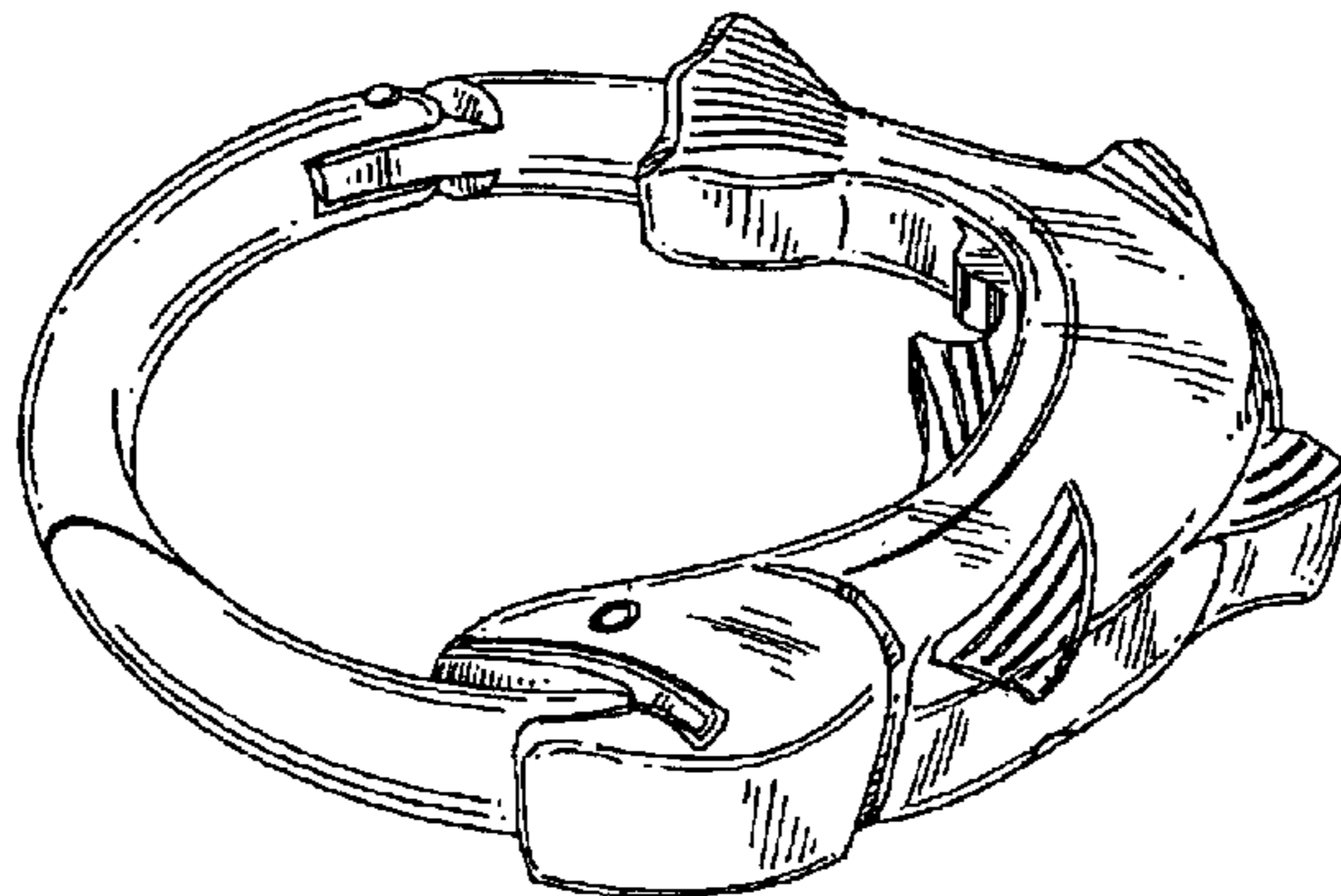


FIG. 6