



US00D491039S

(12) **United States Design Patent**  
**Denys**

(10) **Patent No.:** **US D491,039 S**

(45) **Date of Patent:** **\*\* Jun. 8, 2004**

(54) **DOOR HANDLE**

D429,139 S \* 8/2000 Ahn ..... D8/301  
D470,388 S \* 2/2003 Levinson ..... D8/301

(75) Inventor: **Andre Denys**, Sterling Heights, MI  
(US)

\* cited by examiner

(73) Assignee: **Fasco Die Cast, Inc.**, Mississauga (CA)

*Primary Examiner*—Adir Aronovich  
(74) *Attorney, Agent, or Firm*—Young & Basile P.C.

(\*\*) Term: **14 Years**

(57) **CLAIM**

(21) Appl. No.: **29/182,676**

The ornamental design for a door handle, as shown and described.

(22) Filed: **May 30, 2003**

(51) **LOC (7) Cl.** ..... **08-06**

(52) **U.S. Cl.** ..... **D8/320; D8/301**

(58) **Field of Search** ..... D8/300, 301, 302,  
D8/315, 319, 320, 350, 352, 353; 16/402;  
70/1.45, 452; 292/357

**DESCRIPTION**

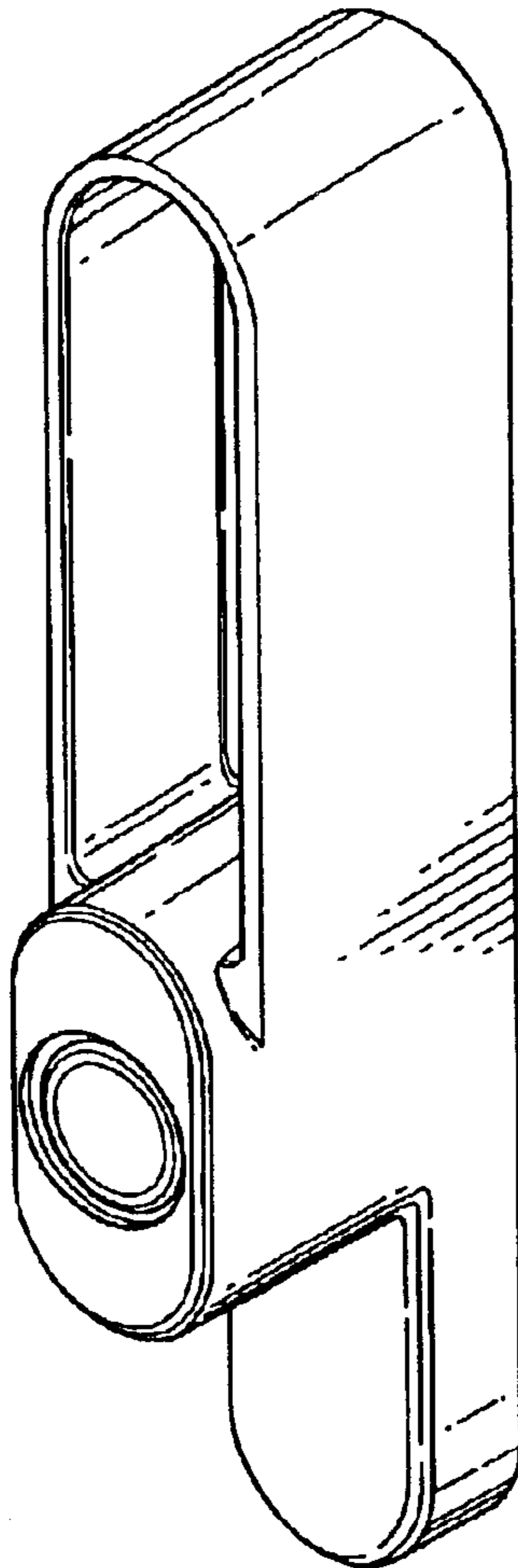
(56) **References Cited**

FIG. 1 is a perspective view of a door handle;  
FIG. 2 is a front view of FIG. 1;  
FIG. 3 is a back view of FIG. 1;  
FIG. 4 is a left-side view of FIG. 1;  
FIG. 5 is a right-side view of FIG. 1;  
FIG. 6 is a top view of FIG. 1; and,  
FIG. 7 is a bottom view of FIG. 1.

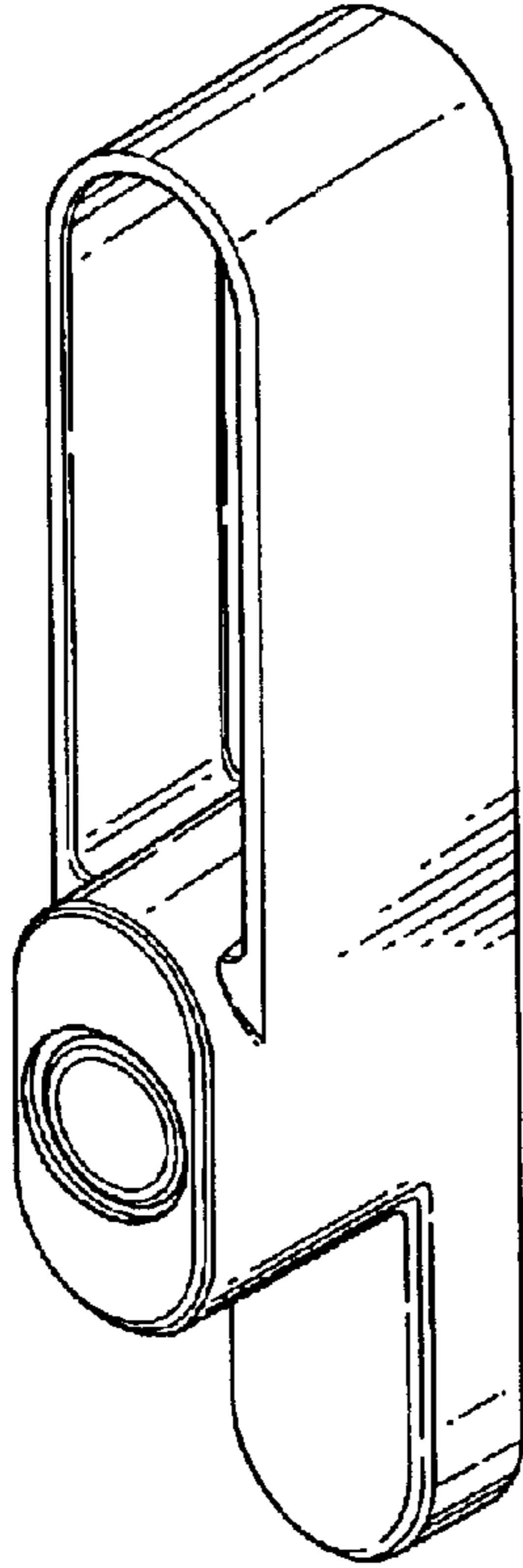
**U.S. PATENT DOCUMENTS**

D197,701 S \* 3/1964 Riegelman ..... D8/300  
5,564,294 A \* 10/1996 Chen ..... 70/1

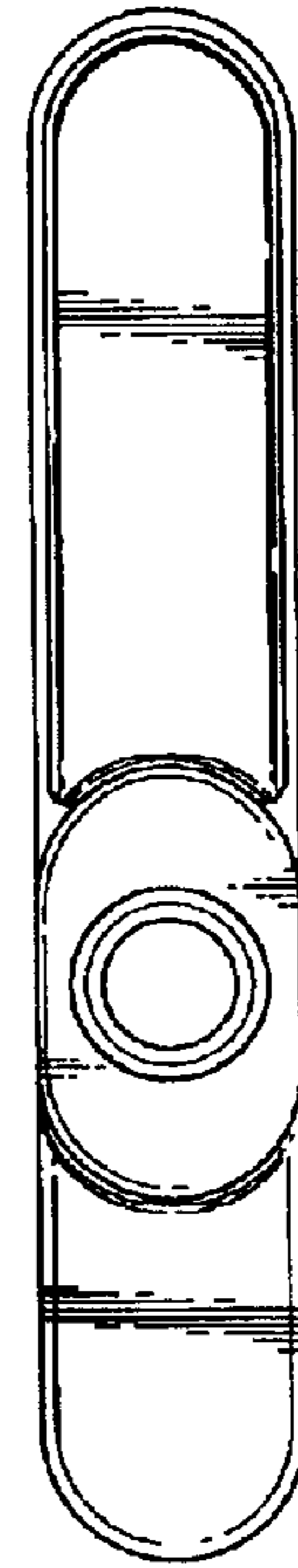
**1 Claim, 2 Drawing Sheets**



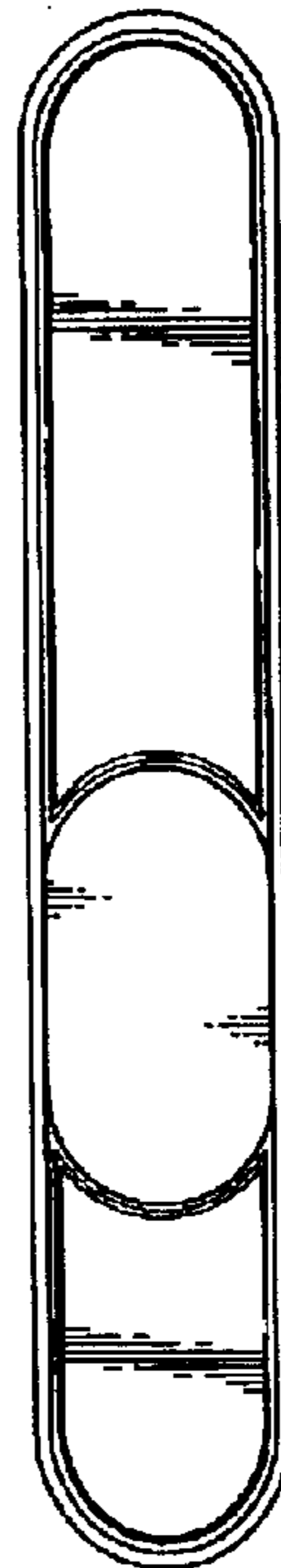
**FIG - 1**



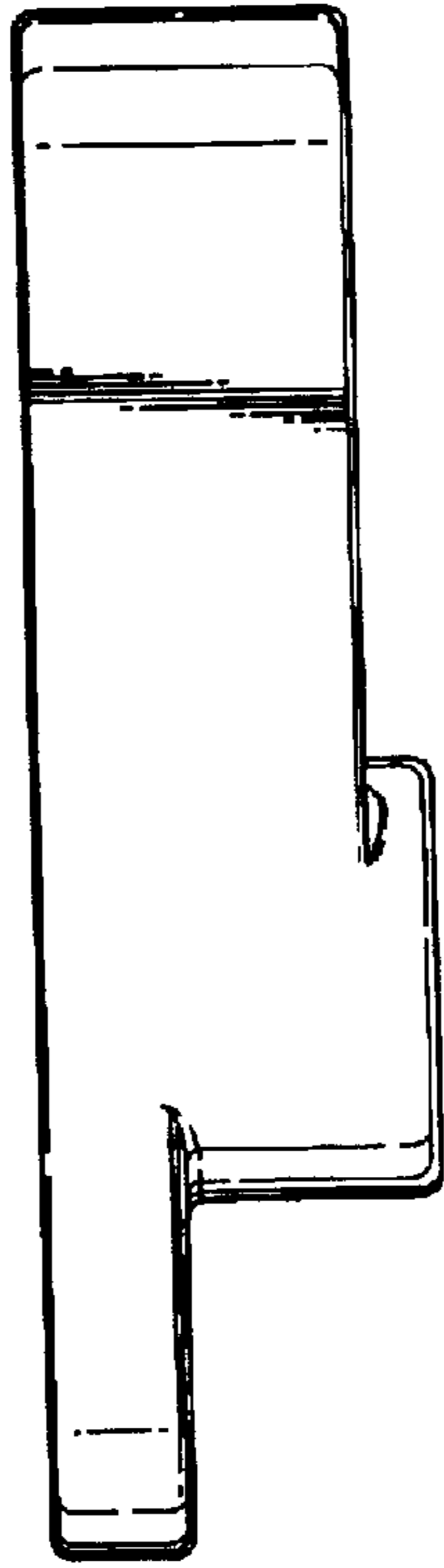
**FIG - 2**




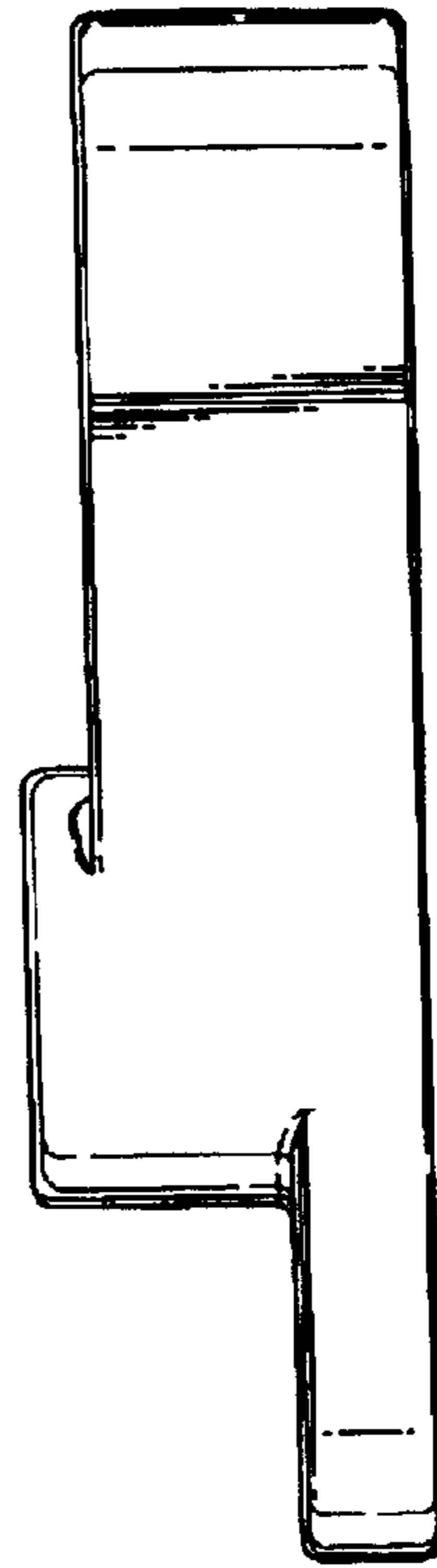
**FIG - 3**



**FIG - 4**



**FIG - 5**



**FIG - 6**



**FIG - 7**