



US00D491038S

(12) **United States Design Patent**
Denys

(10) **Patent No.:** **US D491,038 S**

(45) **Date of Patent:** **** Jun. 8, 2004**

(54) **DOOR HANDLE**

D437,771 S * 2/2001 Barnes et al. D8/352

(75) Inventor: **Andre Denys**, Sterling Heights, MI
(US)

* cited by examiner

(73) Assignee: **Fasco Die Cast, Inc.**, Mississauga (CA)

Primary Examiner—Adir Aronovich

(74) *Attorney, Agent, or Firm*—Young & Basile P.C.

(**) Term: **14 Years**

(57) **CLAIM**

(21) Appl. No.: **29/182,675**

The ornamental design for a door handle, as shown and described.

(22) Filed: **May 30, 2003**

DESCRIPTION

(51) **LOC (7) Cl.** **08-06**

(52) **U.S. Cl.** **D8/319; D8/320**

(58) **Field of Search** D8/300, 301, 302,
D8/315, 319, 320, 350, 352, 353; 16/402;
70/1.45, 452; 292/357

FIG. 1 is a perspective view of a door handle;
FIG. 2 is a front view of FIG. 1;
FIG. 3 is a back view of FIG. 1;
FIG. 4 is a left-side view of FIG. 1;
FIG. 5 is a right-side view of FIG. 1;
FIG. 6 is a bottom view of FIG. 1; and,
FIG. 7 is a top view of FIG. 1.


(56) **References Cited**

U.S. PATENT DOCUMENTS

- D329,369 S * 9/1992 Martin et al. D8/302
- D338,608 S * 8/1993 Martin et al. D8/302
- D428,322 S * 7/2000 Munch et al. D8/302

The portion of the door handle in broken lines shown in FIGS. 1 and 2 is for illustrative purposes only and forms no part of the claimed design.

1 Claim, 2 Drawing Sheets






FIG - 1

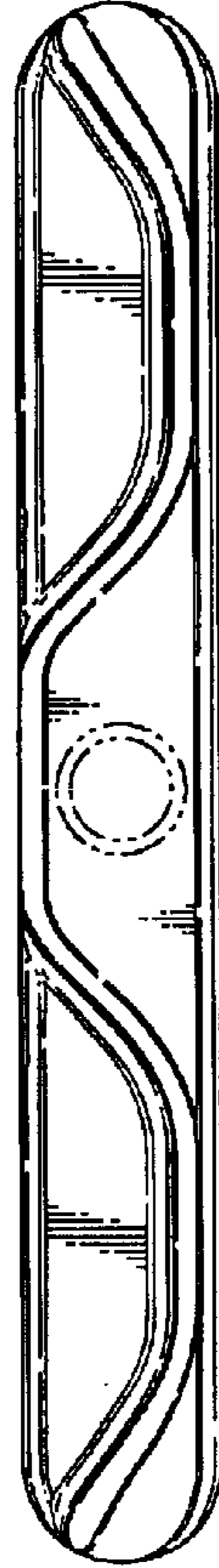


FIG - 2

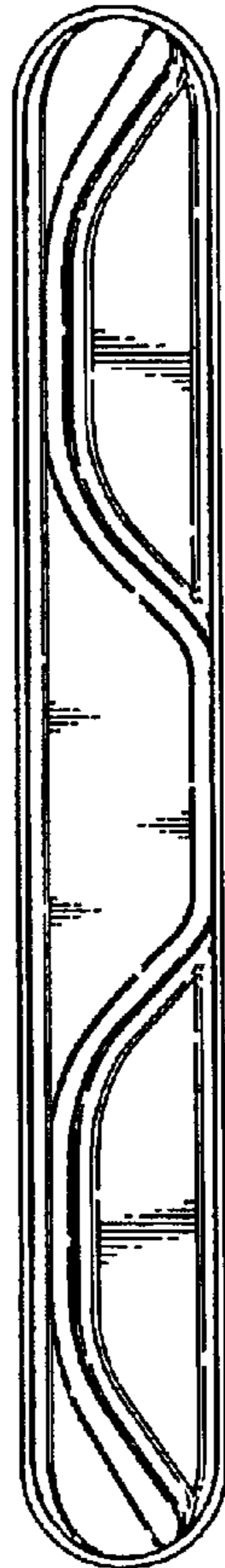


FIG - 3

FIG - 4

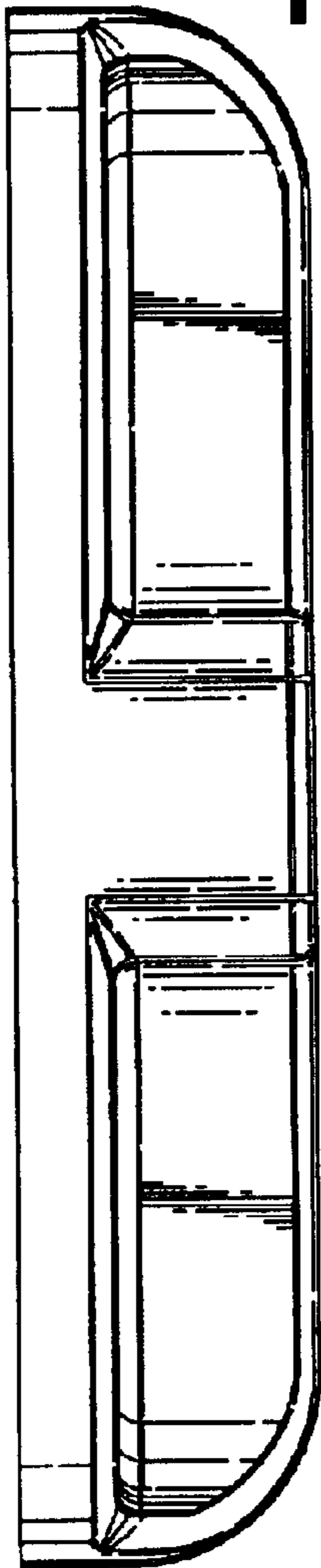


FIG - 5

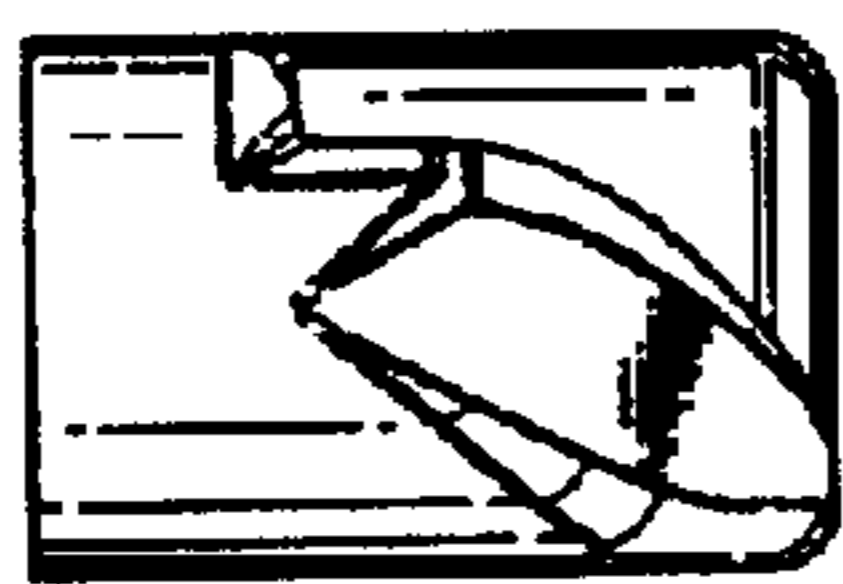



FIG - 6

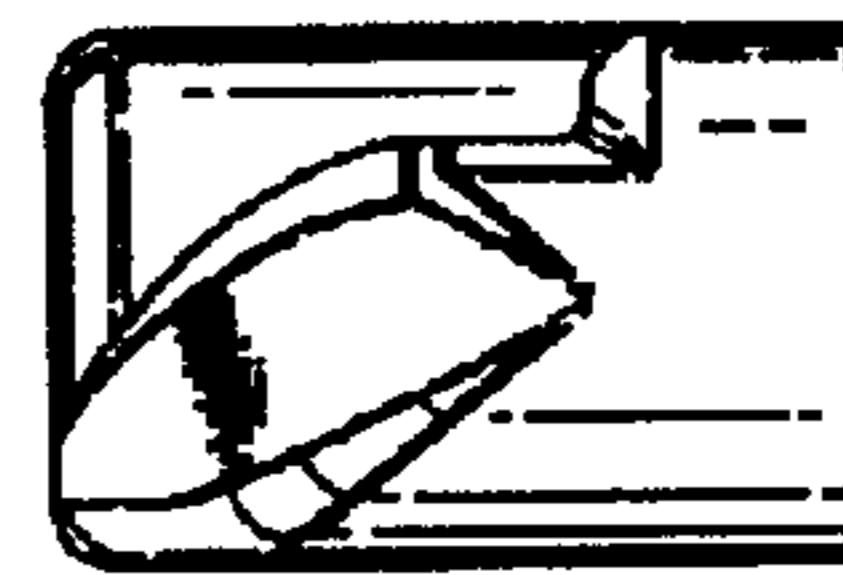


FIG - 7