



US00D491028S

(12) **United States Design Patent**
Claypool et al.

(10) **Patent No.:** **US D491,028 S**

(45) **Date of Patent:** **** Jun. 8, 2004**

(54) **TONGS**

(75) Inventors: **Christopher J. Claypool**, Orlando, FL (US); **Hector Javier Barea Lugo**, Orlando, FL (US); **John E. Sumter**, Sanford, FL (US)

(73) Assignee: **Dart Industries Inc.**, Orlando, FL (US)

(**) Term: **14 Years**

(21) Appl. No.: **29/182,665**

(22) Filed: **May 29, 2003**

(51) **LOC (7) Cl.** **07-02**

(52) **U.S. Cl.** **D7/686**

(58) **Field of Search** D7/683, 686, 688; 294/3, 8.5, 11, 16, 99.1, 99.2, 118, 119

(56) **References Cited**

U.S. PATENT DOCUMENTS

2,249,551 A	7/1941	Zohe
2,304,966 A	12/1942	Thrower
D141,909 S	7/1945	Tamblyn
3,356,405 A	12/1967	Gruber
3,596,965 A	8/1971	Woofter
3,640,561 A	2/1972	Law
4,223,936 A	9/1980	Jorgensen
4,535,538 A	8/1985	Nelson
4,606,569 A	8/1986	Dunn et al.
4,823,419 A	4/1989	Stimpson

4,835,864 A	6/1989	Tang	
4,955,971 A	9/1990	Goulter	
4,984,367 A	1/1991	Albanese	
5,054,835 A	10/1991	Loechel et al.	
5,199,756 A	4/1993	Bartlett	
5,403,052 A	4/1995	Lampron	
5,542,181 A	8/1996	Gaylord	
D376,514 S	12/1996	Torkelson	
5,934,721 A	8/1999	Walde	294/3
6,056,338 A	5/2000	Kerr	294/16
6,089,631 A	7/2000	ThurLOW et al.	294/16
6,092,847 A	7/2000	Kwan	294/16
6,217,092 B1	4/2001	Spicker	294/16
6,276,734 B1	8/2001	Krieger	294/99.2

Primary Examiner—Terry A. Wallace
(74) *Attorney, Agent, or Firm*—John A. Doninger

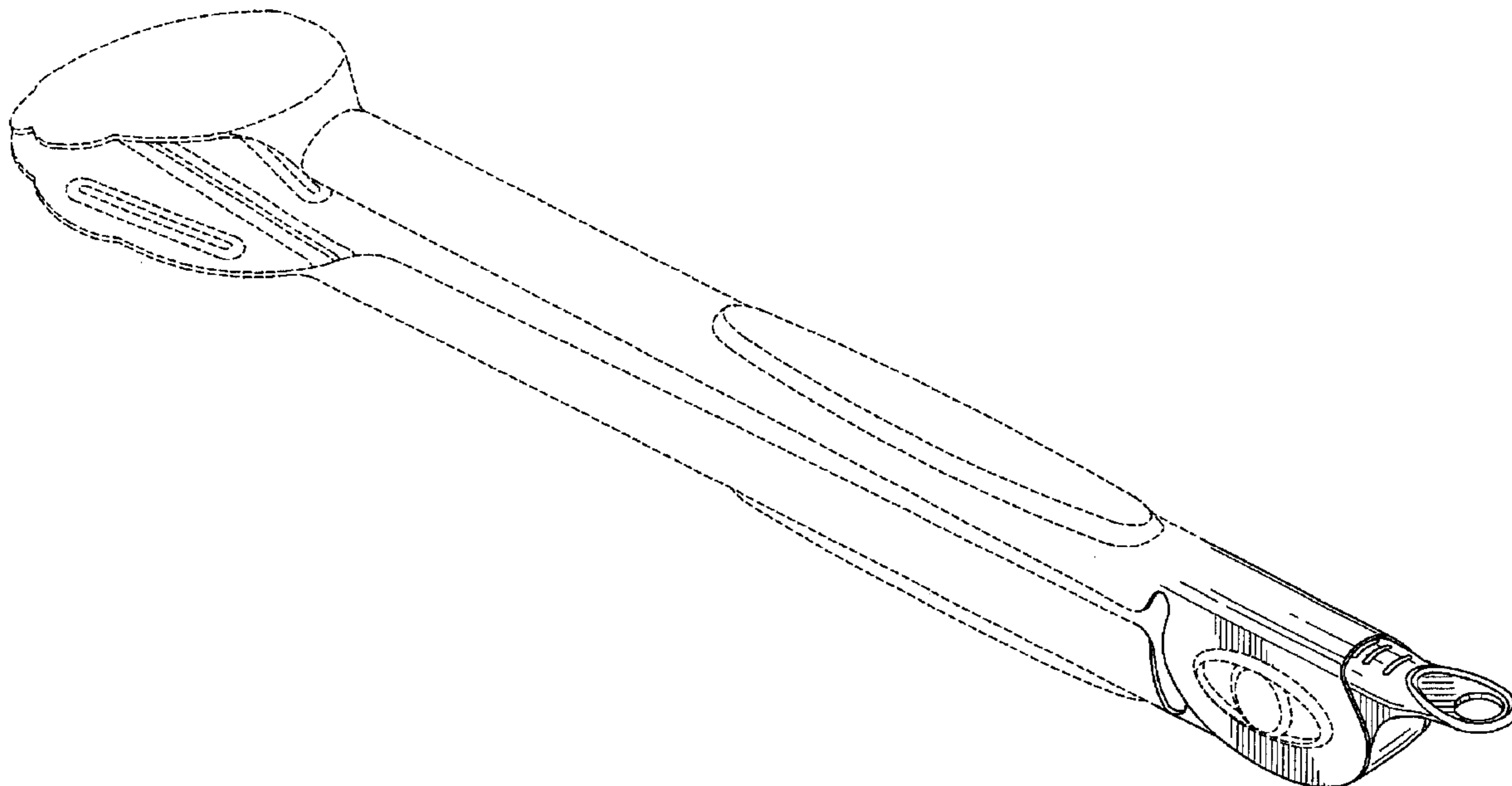
(57) **CLAIM**

The ornamental design for tongs, as shown and described.

DESCRIPTION

FIG. 1 is a perspective view of the tongs showing my new design;
FIG. 2 is a right side elevational view, the opposite side being a mirror image thereof;
FIG. 3 is a top plan view thereof;
FIG. 4 is a bottom plan view thereof;
FIG. 5 is a front elevational view thereof; and,
FIG. 6 is a rear elevational view thereof.

1 Claim, 4 Drawing Sheets



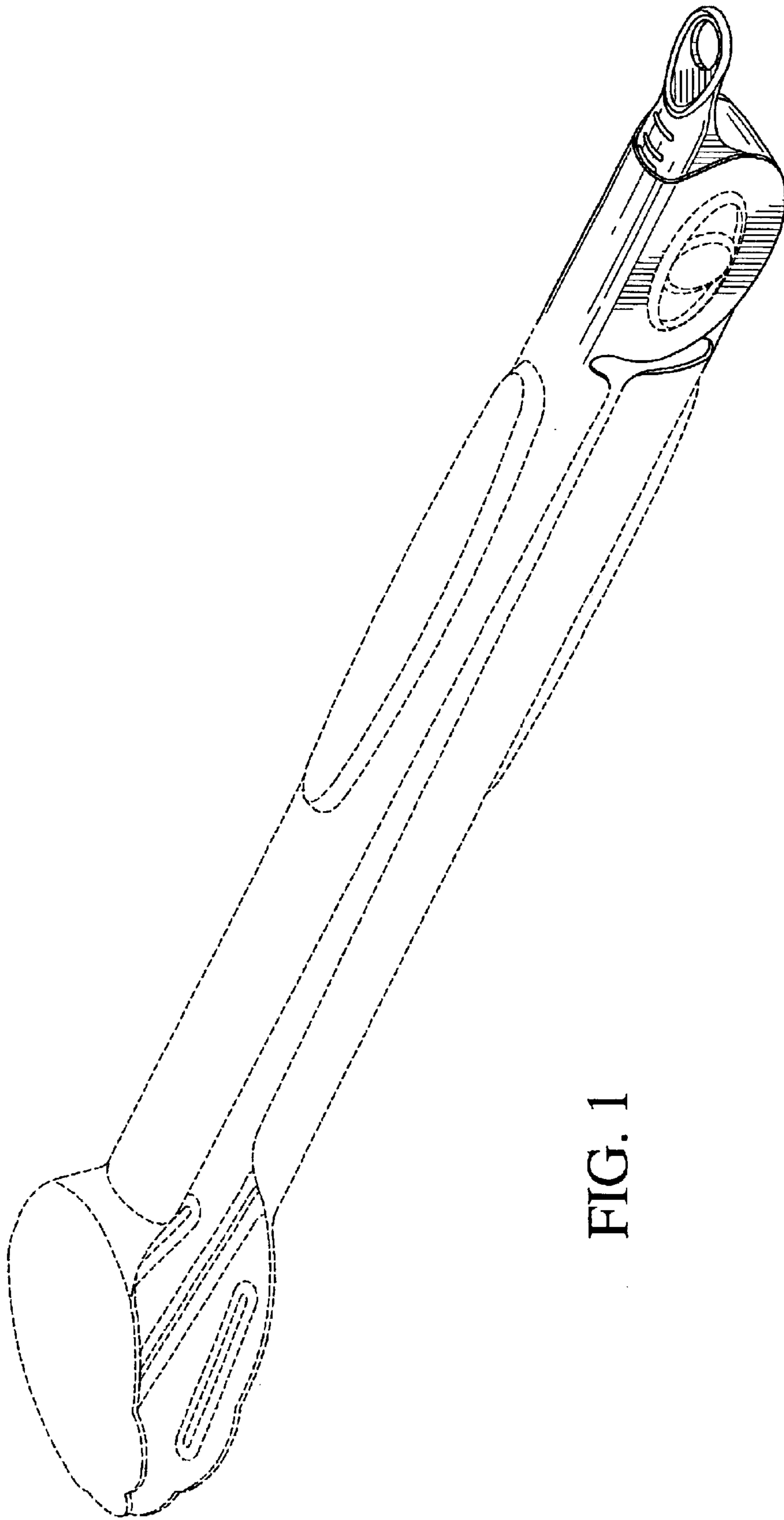


FIG. 1

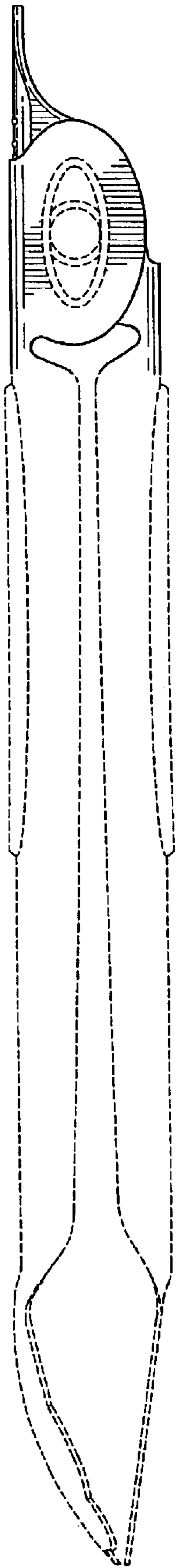


FIG. 2

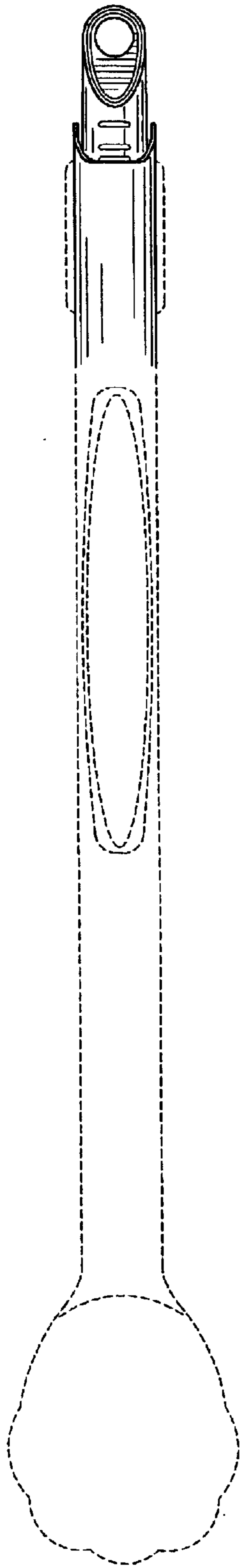


FIG. 3

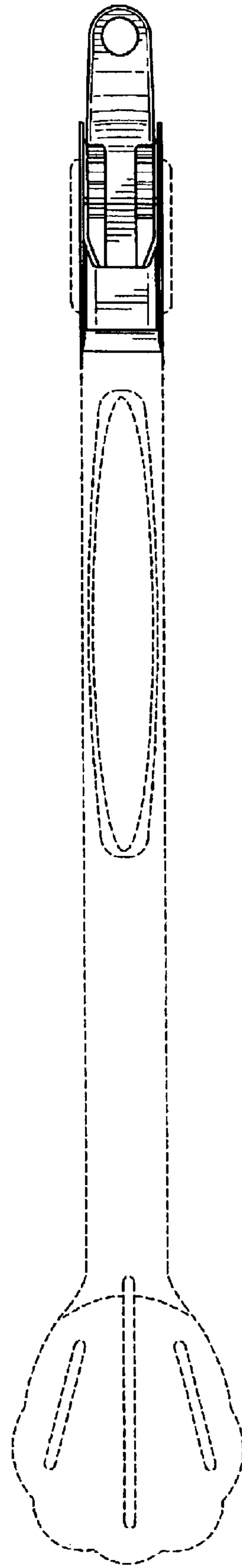


FIG. 4

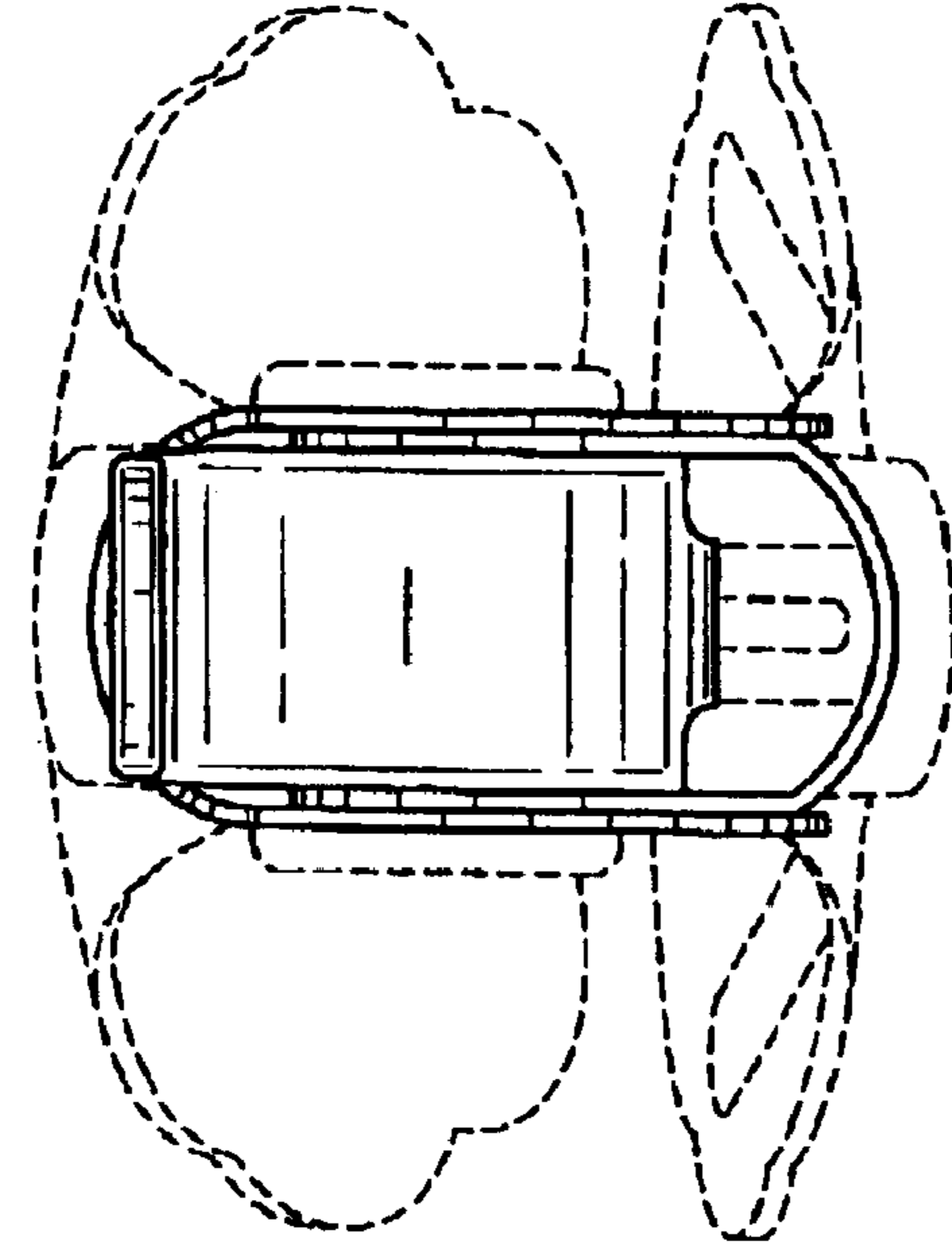


FIG. 5

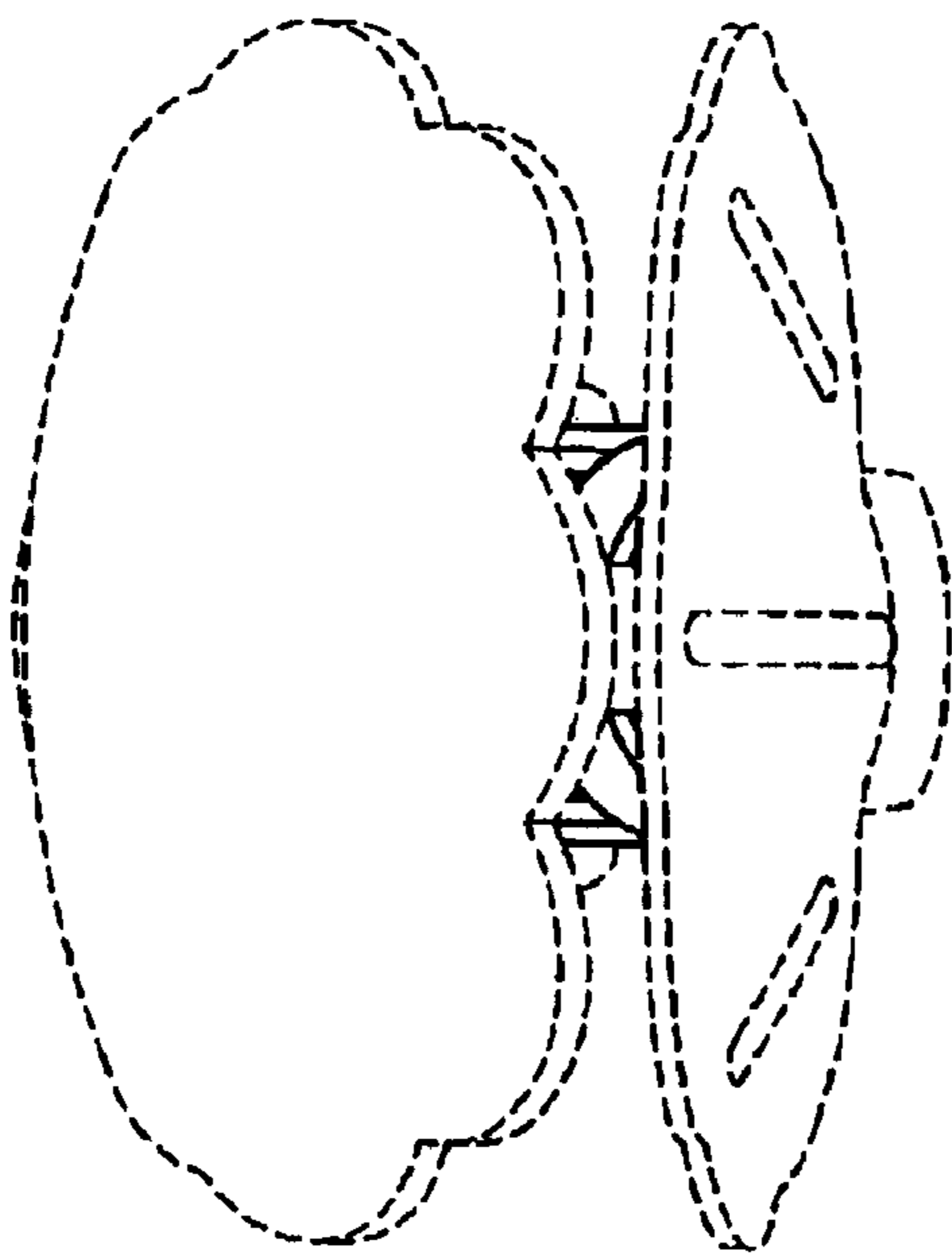


FIG. 6