



US00D491027S

(12) **United States Design Patent**
Richmond

(10) **Patent No.:** **US D491,027 S**

(45) **Date of Patent:** **** Jun. 8, 2004**

(54) **SPOON**

OTHER PUBLICATIONS

(75) Inventor: **Colin B. Richmond**, Vernon Center,
NY (US)

1830's-1990's American Sterling Silver Flatware A Collec-
tor's Identification & Value Guide by Maryanne Dolan;
ISBN: 0-89689-095-3; ©1993; p. 185 Pattern: Danish
Baroque by Towle.*

(73) Assignee: **Oneida, Ltd.**, Oneida, NY (US)

* cited by examiner

(**) Term: **14 Years**

Primary Examiner—Caron D. Veynar

(21) Appl. No.: **29/182,201**

(74) *Attorney, Agent, or Firm*—Wall Marjama & Bilinski
LLP

(22) Filed: **May 21, 2003**

(51) **LOC (7) Cl.** **07-03**

(57) **CLAIM**

(52) **U.S. Cl.** **D7/653**

The ornamental design for a spoon, as shown and described.

(58) **Field of Search** D7/642-645, 653-664,
D7/401.2; 30/147-150, 322-328

DESCRIPTION

(56) **References Cited**

FIG. 1 is a top plan view of a spoon, illustrating my new
design;

U.S. PATENT DOCUMENTS

FIG. 2 is a bottom plan view thereof;

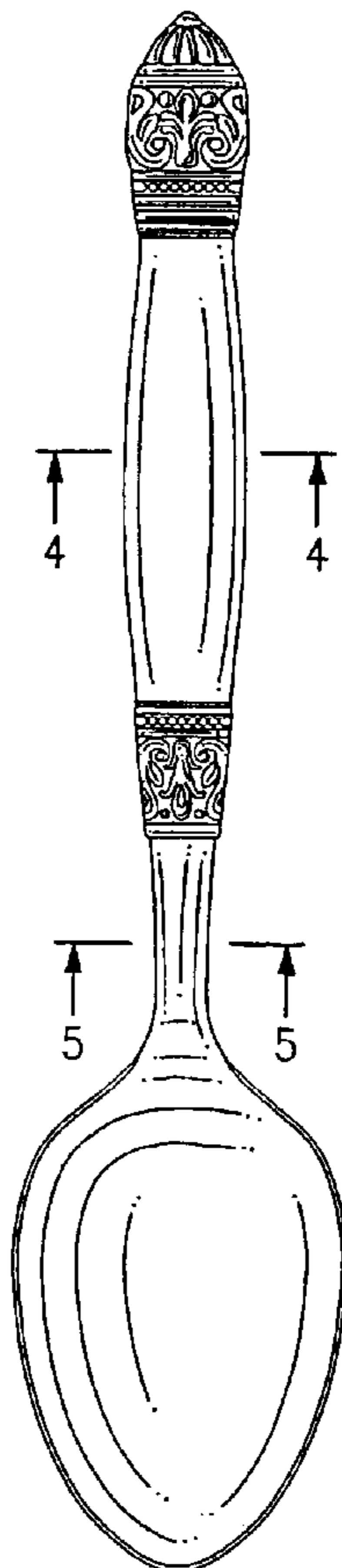
D109,075 S	*	3/1938	Allen	D7/662
D110,561 S	*	7/1938	Helander	D7/653
D124,975 S	*	2/1941	Malinowski	D7/649
D128,828 S	*	8/1941	Russell	D7/653
D138,564 S	*	8/1944	Warren	D7/653
D163,886 S	*	7/1951	Mercer	D7/653
D229,014 S	*	11/1973	Lea	D7/660
D234,670 S	*	4/1975	Manderfield	D7/660

FIG. 3 is a right side elevation view thereof; the left side
elevation view being a mirror image thereof;

FIG. 4 is a cross-sectional view taken along line 4—4 of
FIG. 1; and,

FIG. 5 is a cross-sectional view taken along line 5—5 of
FIG. 1.

1 Claim, 1 Drawing Sheet



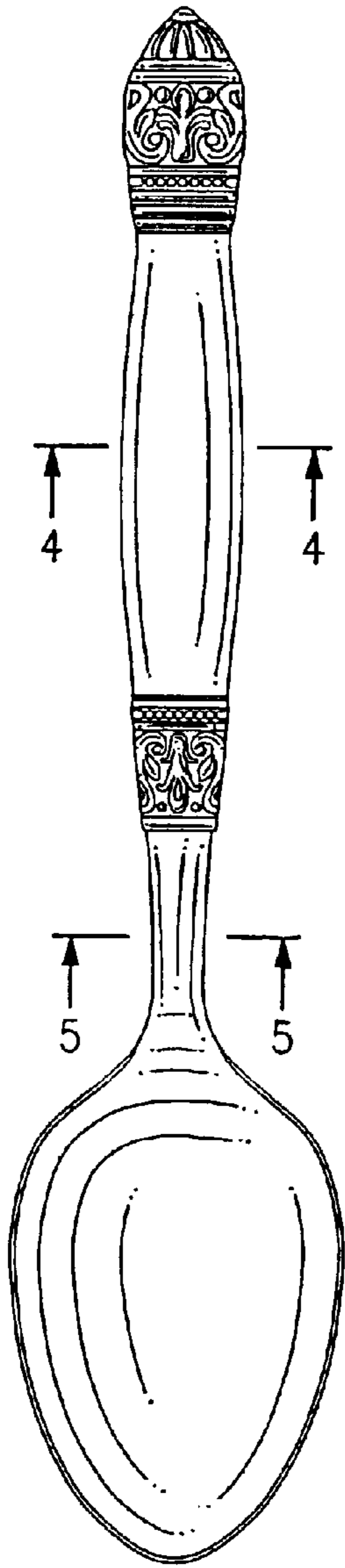


FIG. 1

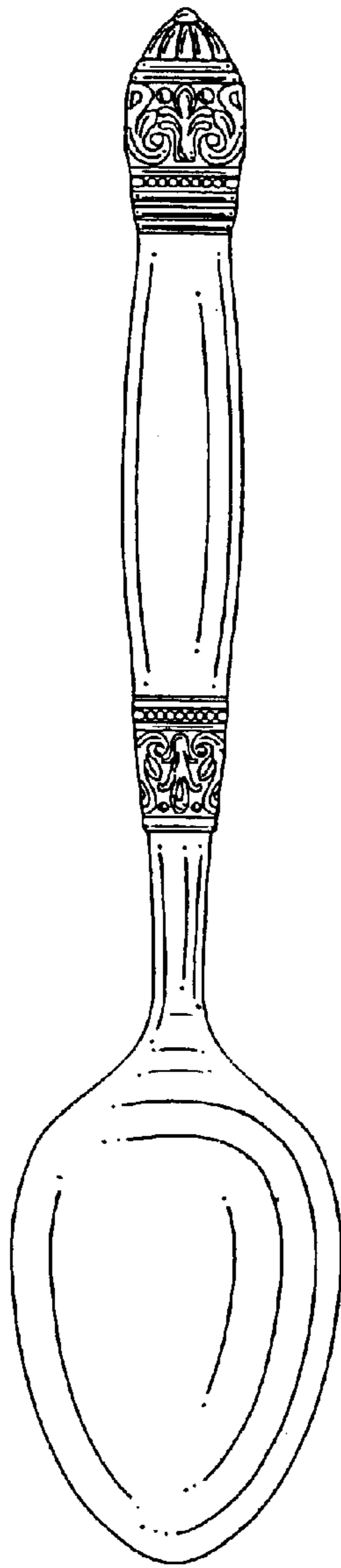


FIG. 2

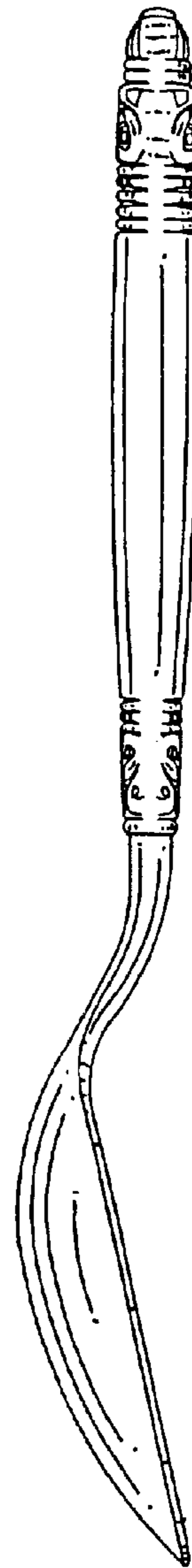


FIG. 3



FIG. 4



FIG. 5