



US00D491026S

(12)

**United States Design Patent**  
**Welch**

(10)

**Patent No.:** **US D491,026 S**

(45)

**Date of Patent:** **\*\* Jun. 8, 2004**

(54) **KNIFE**

(75) Inventor: **William Leonard Welch**, Tredington (GB)

(73) Assignee: **Robert Welch Designs Limited** (GB)

(\*\*) Term: **14 Years**

(21) Appl. No.: **29/179,000**

(22) Filed: **Apr. 3, 2003**

(30) **Foreign Application Priority Data**  
Jan. 7, 2003 (GB) ..... 3009839

(51) **LOC (7) Cl.** ..... **07-03**

(52) **U.S. Cl.** ..... **D7/652**

(58) **Field of Search** ..... D7/642, 645, 649-652, D7/401.2; 30/147-150, 329, 340, 342-345; D8/98; D22/117, 118

(56) **References Cited**  
**U.S. PATENT DOCUMENTS**  
308,753 A \* 12/1884 Cox ..... 30/340  
D170,293 S \* 8/1953 Wallance ..... D7/649  
D177,740 S \* 5/1956 Latham ..... D7/652

D177,807 S \* 5/1956 Harper ..... D7/664

\* cited by examiner

*Primary Examiner*—Caron D. Veynar

(74) *Attorney, Agent, or Firm*—MacMillan, Sobanski & Todd, LLC

(57) **CLAIM**

The ornamental design for a knife, as shown and described.

**DESCRIPTION**

FIG. 1 is a perspective view as seen from the upper left of a knife showing my new design;

FIG. 2 is a bottom view thereof;

FIG. 3 is a left side view thereof, the right side being a mirror image thereof;

FIG. 4 is a top view thereof;

FIG. 5 is a cross sectional view as taken along line 5—5 of FIG. 4;

FIG. 6 is a cross sectional view as taken along line 5—5 of FIG. 4;

FIG. 7 is a cross sectional view taken along line 7—7 of FIG. 4; and,

FIG. 8 is a cross sectional view as taken along line 8—8 of FIG. 4.

1 Claim, 2 Drawing Sheets



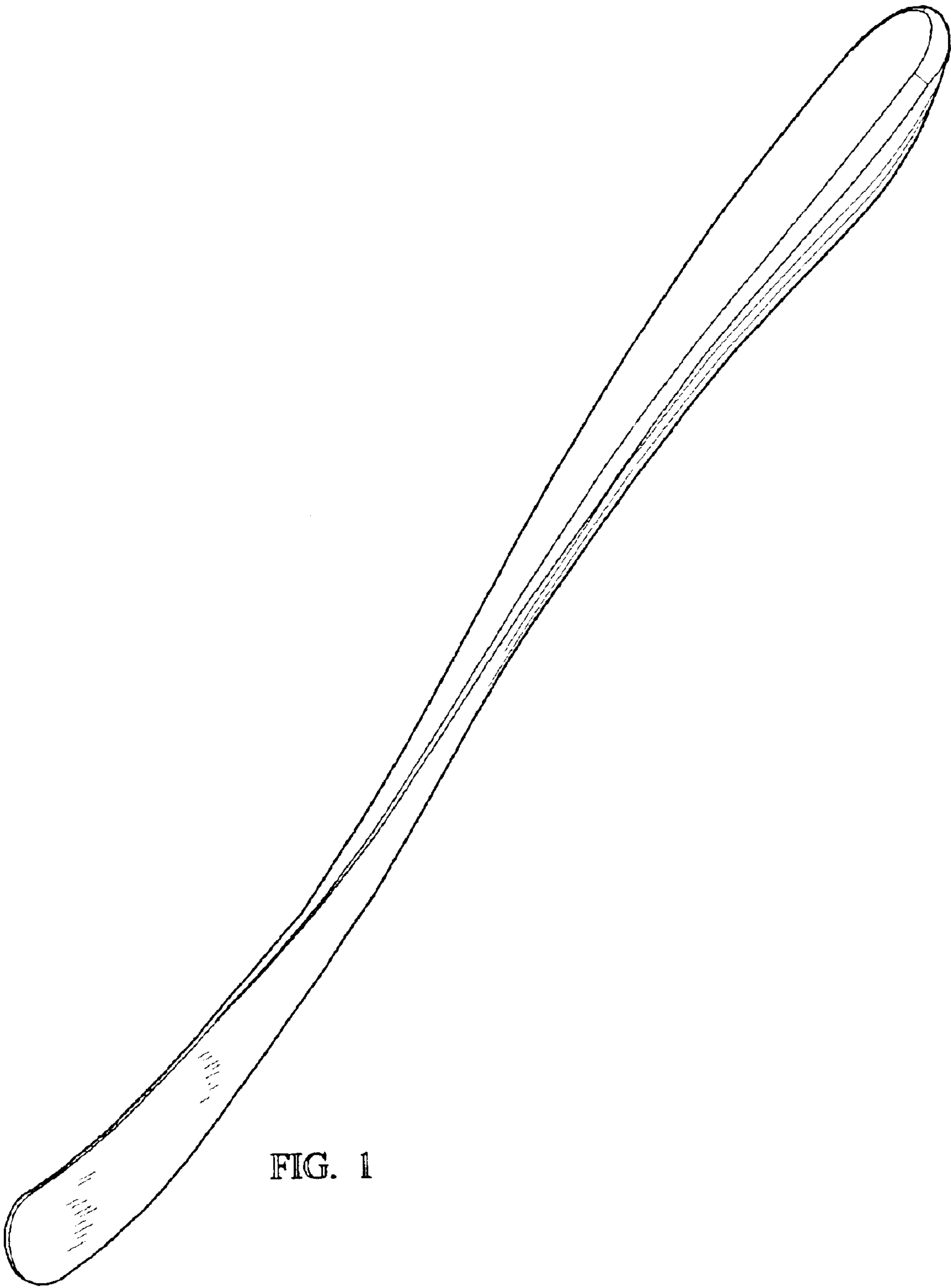


FIG. 1

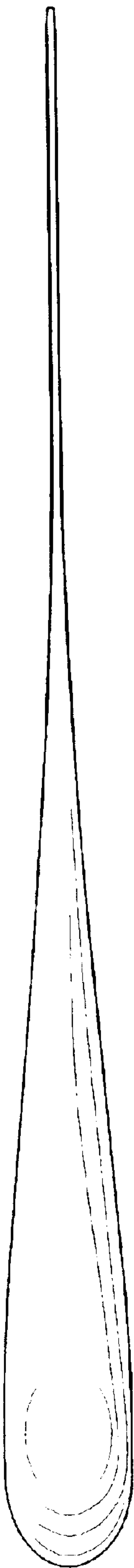


FIG. 2




FIG. 3



FIG. 5



FIG. 6

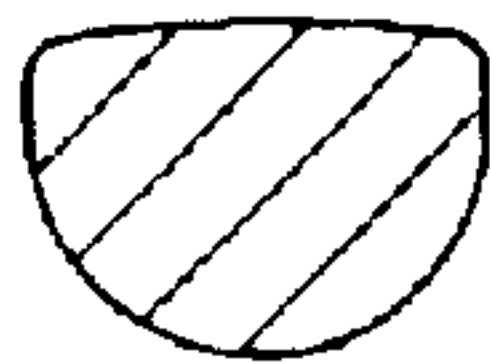


FIG. 7

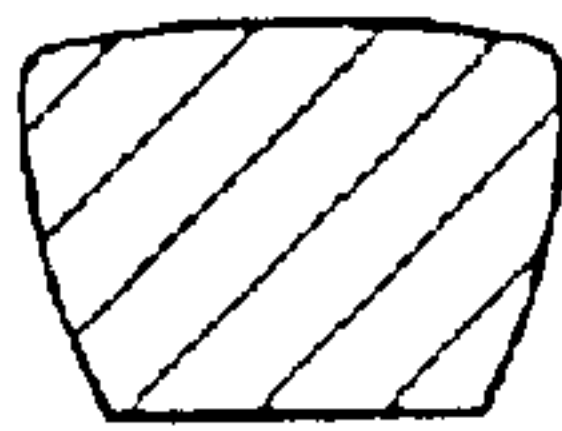


FIG. 8

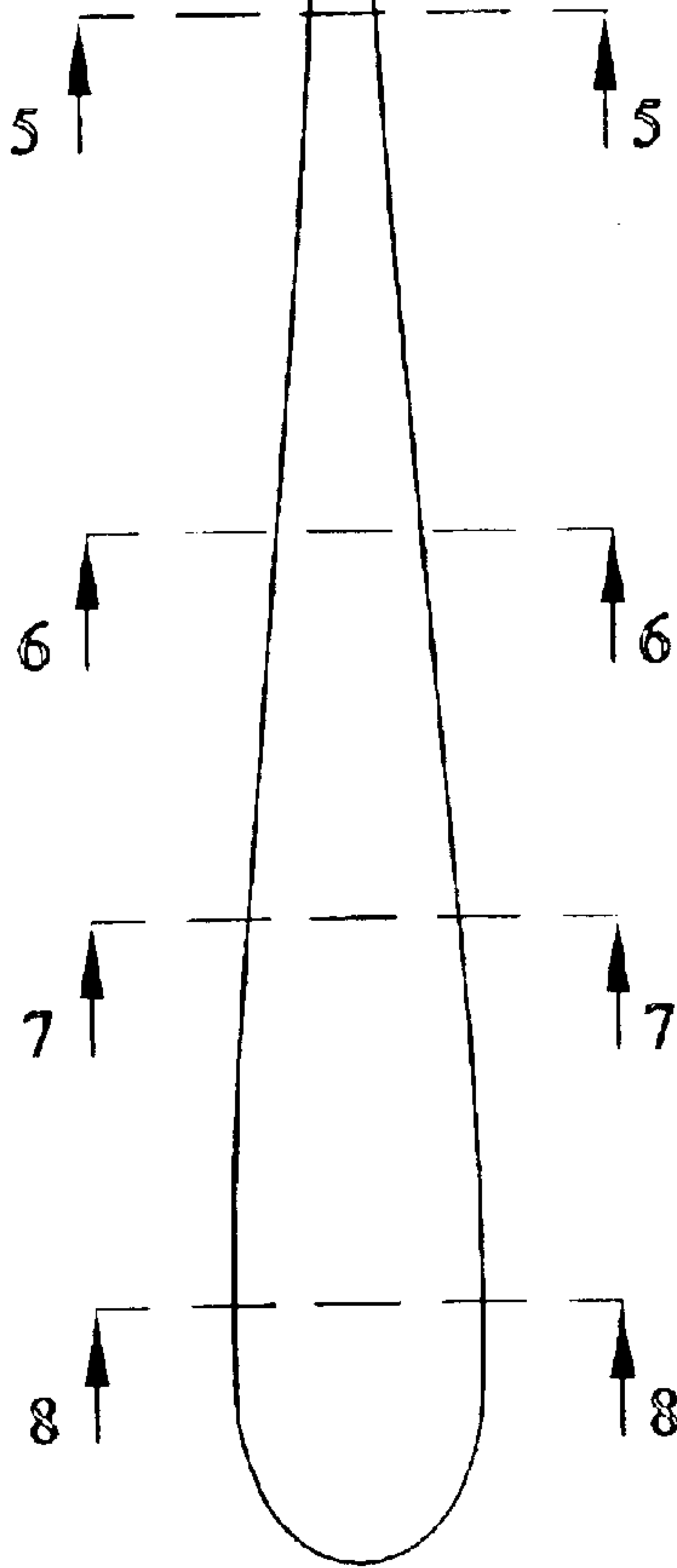


FIG. 4