



US00D491025S

(12) **United States Design Patent**
Welch

(10) **Patent No.:** **US D491,025 S**

(45) **Date of Patent:** **** Jun. 8, 2004**

(54) **KNIFE**

4,147,918 A * 4/1979 Ritter et al. 30/340

(75) Inventor: **William Leonard Welch**, Tredington
(GB)

FOREIGN PATENT DOCUMENTS

(73) Assignee: **Robert Welch Designs Limited** (GB)

GB 2073448 * 3/1998

(**) Term: **14 Years**

* cited by examiner

(21) Appl. No.: **29/178,998**

Primary Examiner—Caron D. Veynar

(22) Filed: **Apr. 3, 2003**

(74) *Attorney, Agent, or Firm*—MacMillan, Sobanski & Todd, LLC

(30) **Foreign Application Priority Data**

(57) **CLAIM**

Oct. 9, 2002 (GB) 3007629

The ornamental design for a knife, as shown and described.

(51) **LOC (7) Cl.** **07-03**

DESCRIPTION

(52) **U.S. Cl.** **D7/649**

FIG. 1 is a perspective view as seen from the upper left side of a knife showing my new design;

(58) **Field of Search** D7/642, 645, 649-652,
D7/401.2; 30/147-150, 329, 340, 342-345;
D8/98; D22/117, 118

FIG. 2 is a top view thereof;

FIG. 3 is a left side view thereof, the right side being a mirror image thereof;

(56) **References Cited**

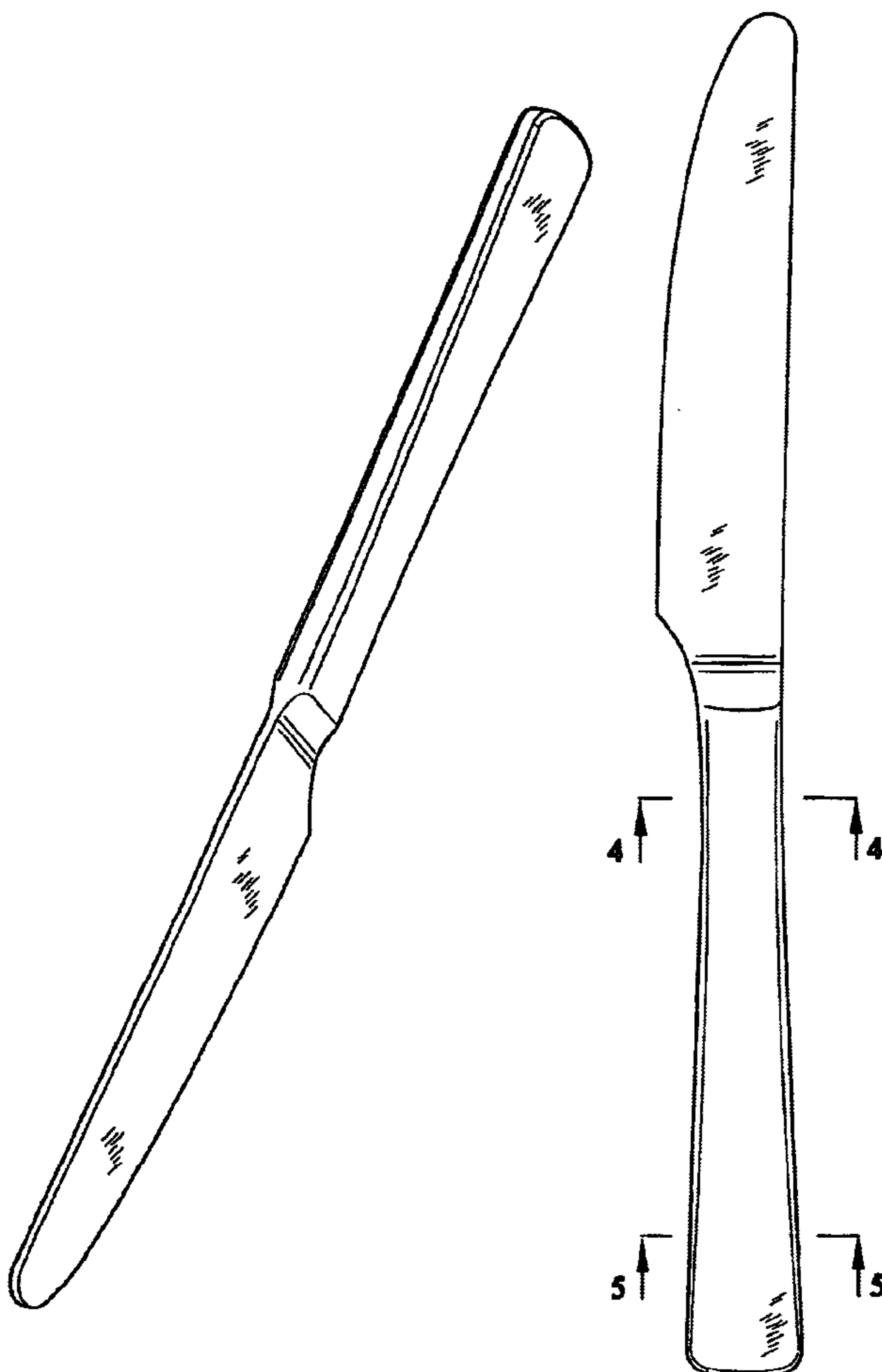
U.S. PATENT DOCUMENTS

1,333,066 A * 3/1920 Eckert 30/342
D84,654 S * 7/1931 Saarinen D7/649

FIG. 4 is a cross sectional view thereof as taken along line 4-4 of FIG. 3; and,

FIG. 5 is a cross sectional view thereof as taken along line 5-5 of FIG. 3.

1 Claim, 2 Drawing Sheets



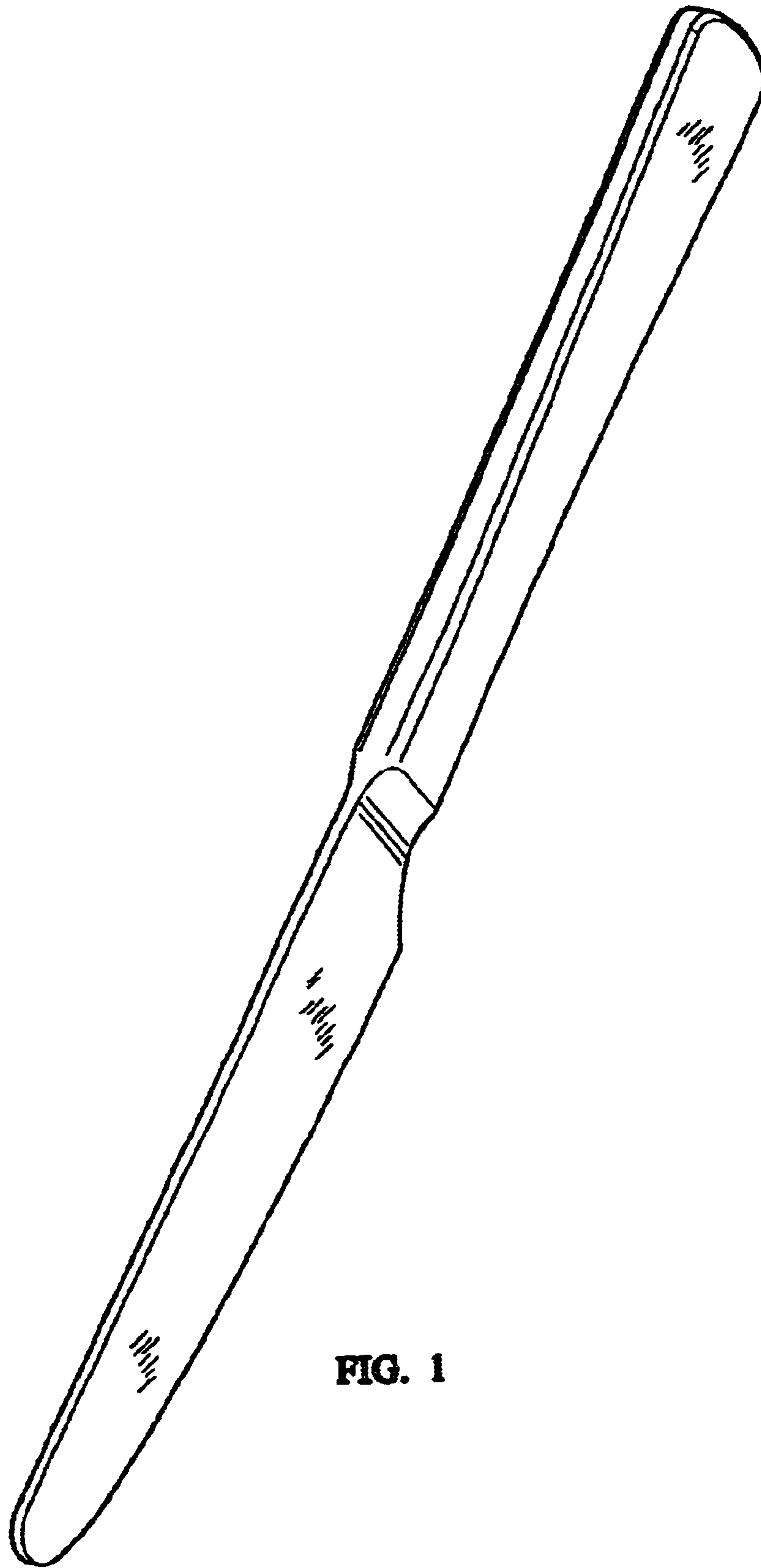


FIG. 1



FIG. 2



FIG. 4



FIG. 5

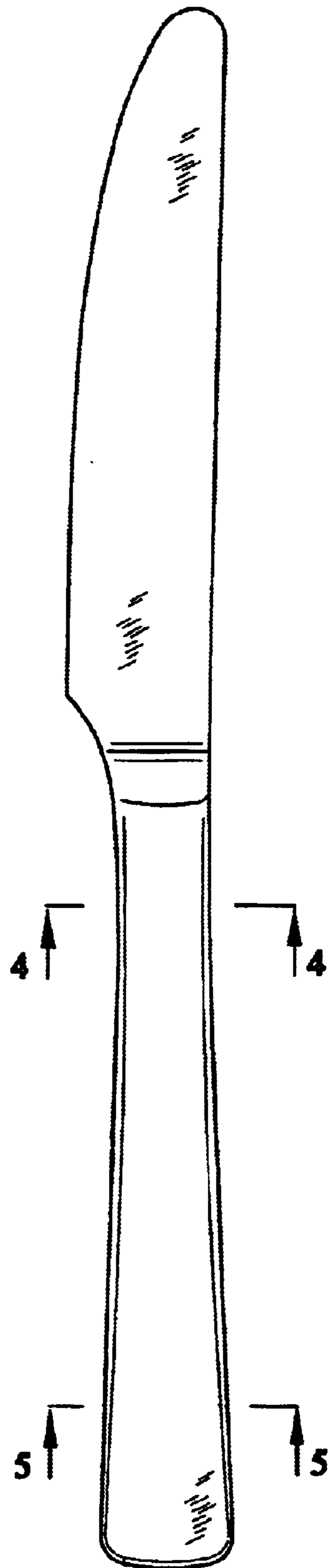


FIG. 3