



US00D491021S

(12) **United States Design Patent**  
**Webb**

(10) **Patent No.:** **US D491,021 S**

(45) **Date of Patent:** **\*\* Jun. 8, 2004**

- (54) **MUG WITH GRIP SURFACE**
- (75) Inventor: **Alan Webb**, Prior Lake, MN (US)
- (73) Assignee: **Webb Business Promotions, Incorporated**, Rosemount, MN (US)
- (\*\*) Term: **14 Years**
- (21) Appl. No.: **29/173,377**
- (22) Filed: **Dec. 27, 2002**
- (51) **LOC (7) Cl.** ..... **07-01**
- (52) **U.S. Cl.** ..... **D7/531; D7/523; D7/533**
- (58) **Field of Search** ..... **D7/509, 510, 511, D7/900, 523, 533, 507, 392, 392.1, 531, 532; 220/705, 713, 714, 717, 710.5, 703; D9/449; 222/129; 215/388, 902; 229/400**

- D428,307 S \* 7/2000 Yeandel ..... D7/531
- D428,769 S \* 8/2000 Mensch et al. .... D7/533
- D429,959 S \* 8/2000 Otake ..... D7/510
- D433,599 S \* 11/2000 Kristiansen et al. .... D7/523
- D452,797 S \* 1/2002 Palefsky et al. .... D7/511
- D460,324 S \* 7/2002 Norris et al. .... D7/533
- D461,369 S \* 8/2002 Sims et al. .... D7/531
- D467,124 S \* 12/2002 Janky ..... D7/533
- D469,658 S \* 2/2003 Norris et al. .... D7/523

\* cited by examiner

*Primary Examiner*—M. N. Pandozzi

(74) *Attorney, Agent, or Firm*—Merchant & Gould P.C.

(56) **References Cited**

**U.S. PATENT DOCUMENTS**

- D45,605 S \* 4/1914 Sanford ..... D7/531
- D46,296 S \* 8/1914 Sanford ..... D7/531
- D47,527 S \* 8/1915 Haley ..... D7/531
- D47,721 S \* 8/1915 Haley ..... D7/531
- 1,771,765 A \* 7/1930 Benson ..... 229/400
- D81,984 S \* 9/1930 Kirkpatrick ..... D7/531
- D93,296 S \* 9/1934 Spence ..... D7/531
- D114,568 S \* 5/1939 Viatour
- D118,725 S \* 1/1940 Myers ..... D7/531
- D163,148 S \* 5/1951 Sterrett ..... D9/520
- D241,801 S \* 10/1976 Colato ..... D7/531
- D369,063 S \* 4/1996 Meisner ..... D7/533
- D402,158 S \* 12/1998 Mountain, Jr. et al. .... D7/531
- D406,726 S \* 3/1999 Horvat ..... D7/531
- D421,364 S \* 3/2000 Kristiansen et al. .... D7/531
- D426,109 S \* 6/2000 Freed ..... D7/533
- D427,853 S \* 7/2000 Kohlhase ..... D7/510


(57) **CLAIM**

The ornamental design for a mug with grip surface, as shown and described.

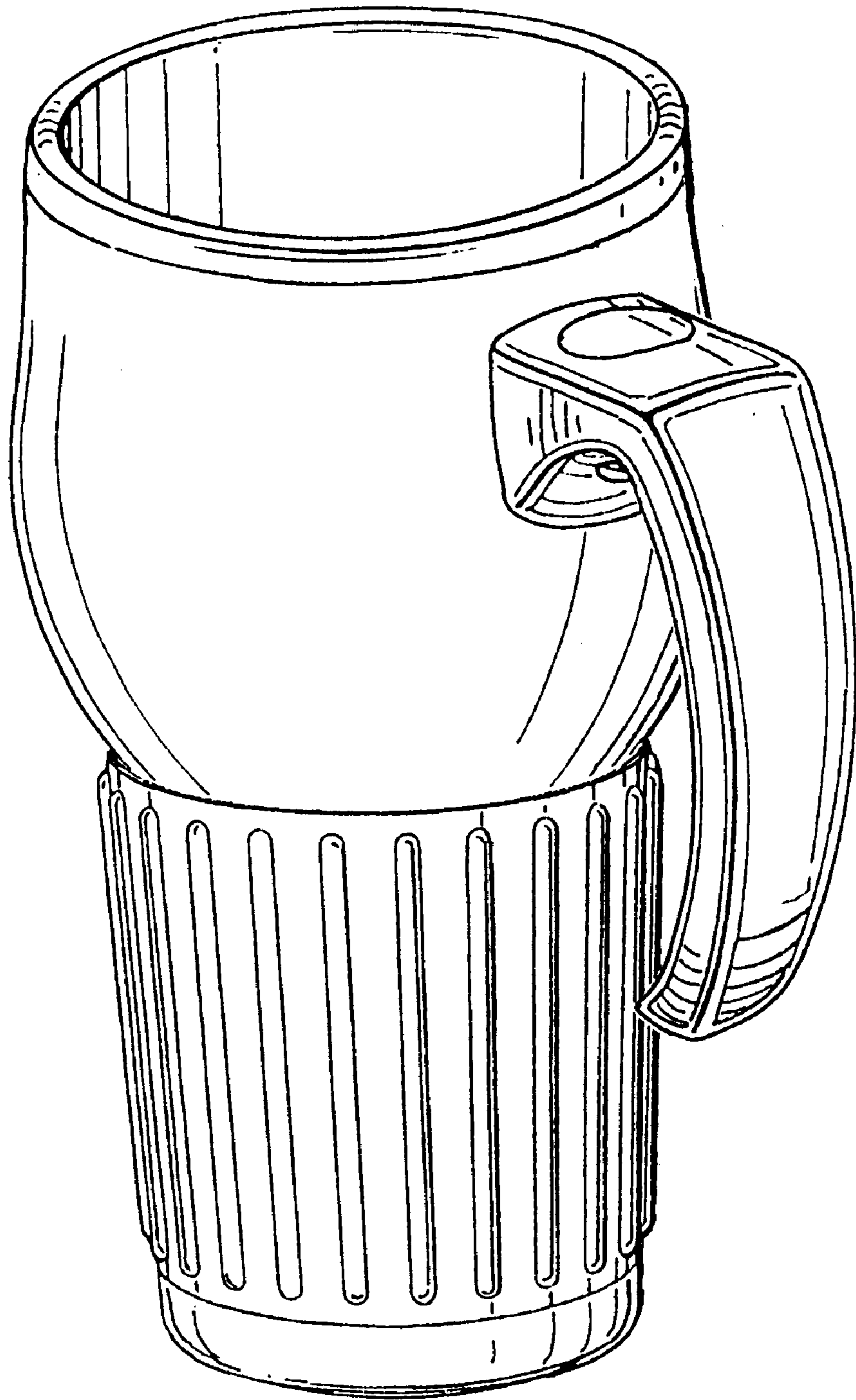
**DESCRIPTION**

FIG. 1 is a right, top, front perspective view of a mug with grip surface made in accordance with my new design; FIG. 2 is a front view of the embodiment of FIG. 1, the back view being the mirror image of the front view; FIG. 3 is a left side view of the embodiment of FIG. 1; FIG. 4 is a right side view of the embodiment of FIG. 1; FIG. 5 is a top view of the embodiment of FIG. 1; FIG. 6 is a bottom view of the embodiment of FIG. 1; FIG. 7 is a top perspective view of a mug with grip surface showing a second embodiment of my new design; FIG. 8 is a front elevational view of the embodiment of FIG. 7 with the left and right sides and the rear being identical to the front view; FIG. 9 is a top view of the embodiment shown in FIG. 7; and, FIG. 10 is a bottom view of the embodiment shown in FIG. 7.

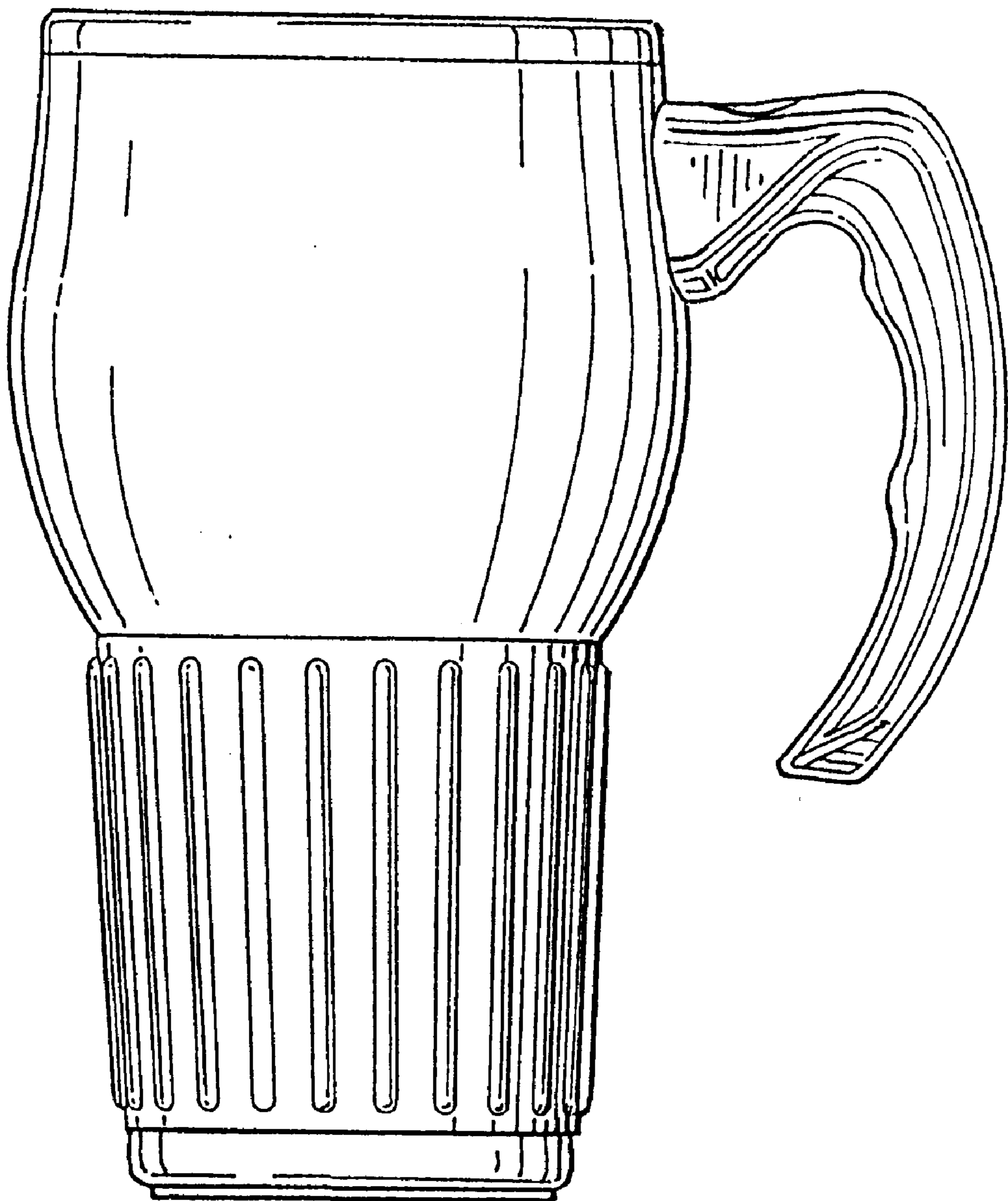
**1 Claim, 10 Drawing Sheets**



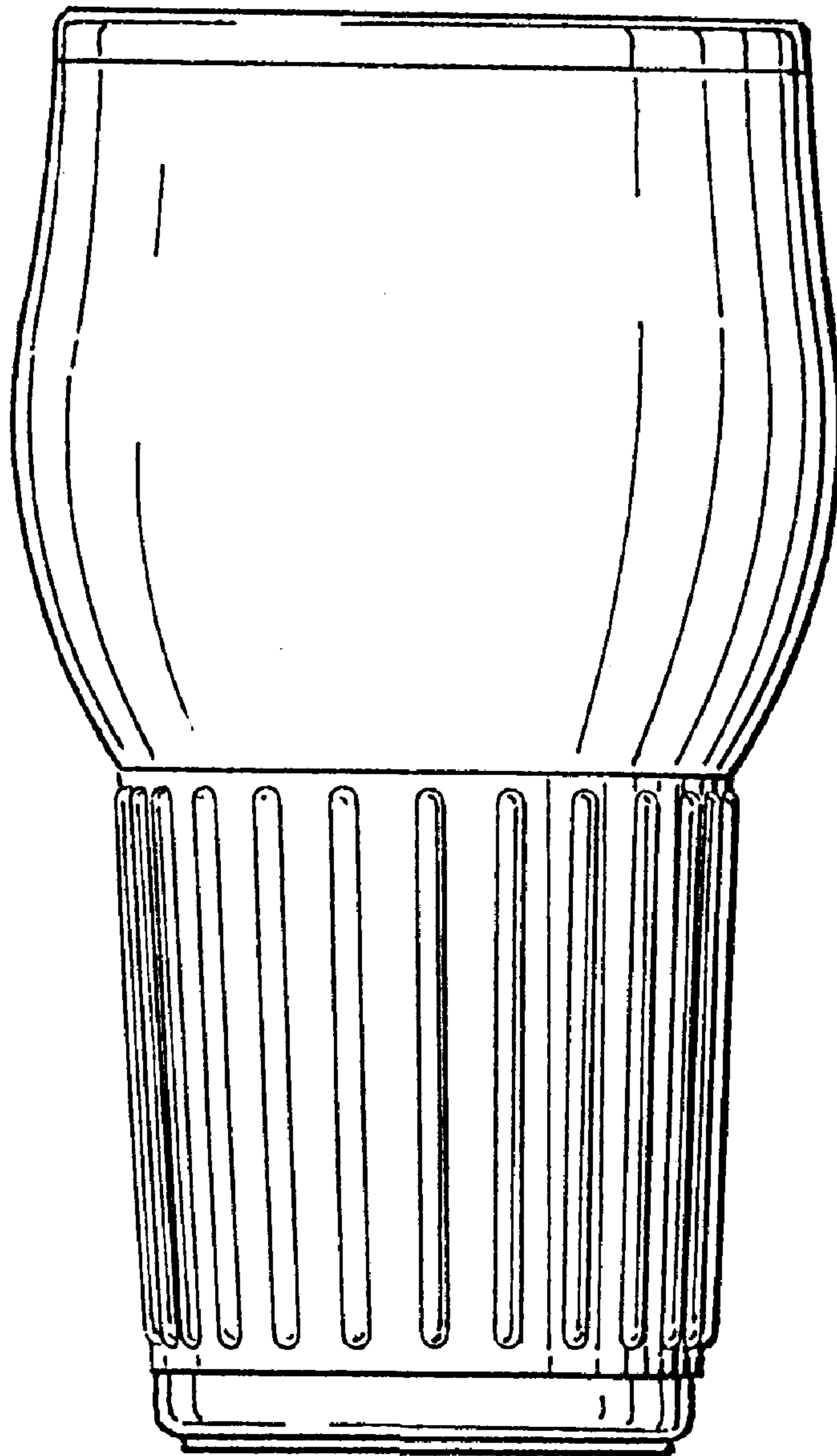
*Fig. 1*



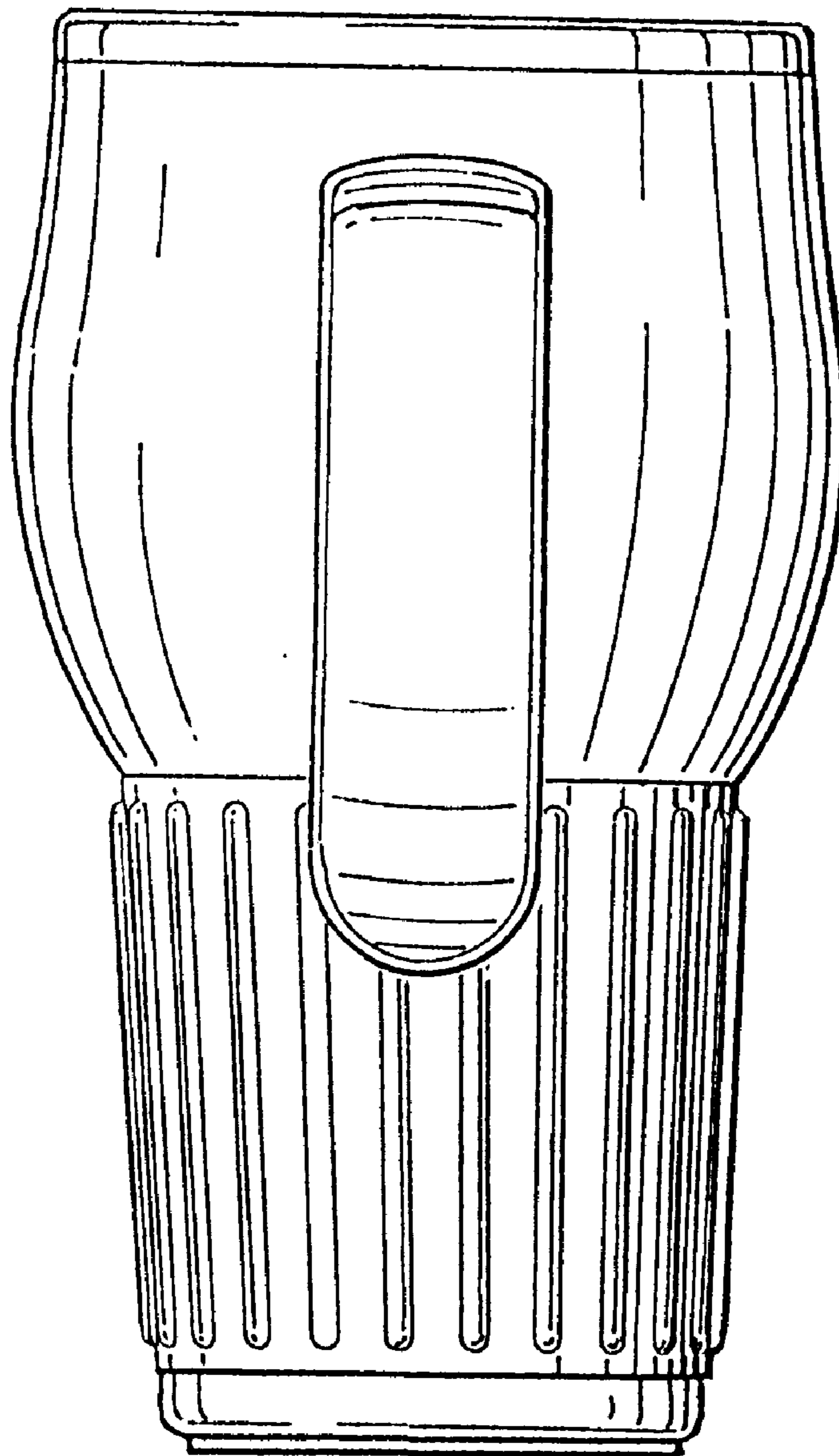
*Fig. 2*



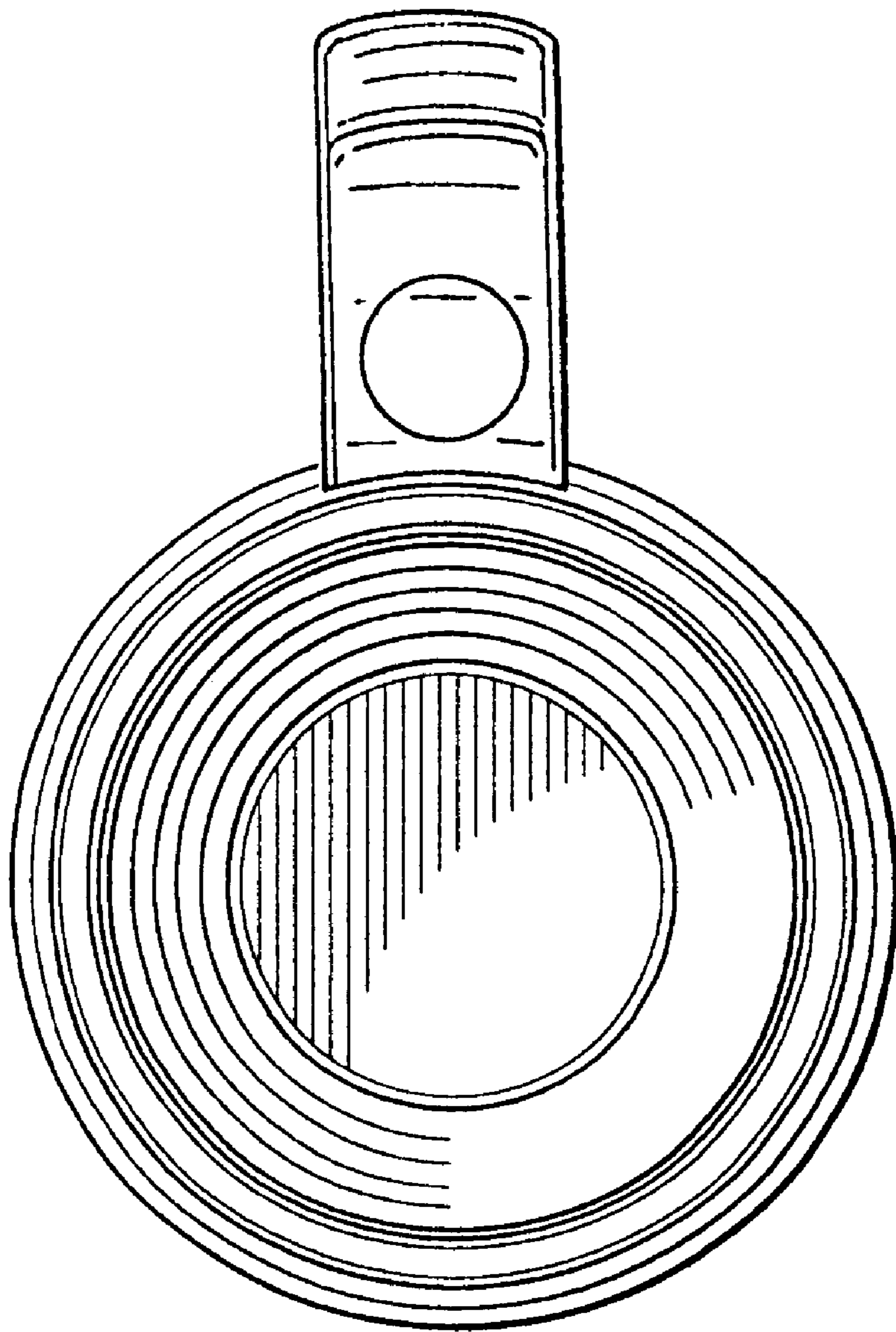
*Fig. 3*



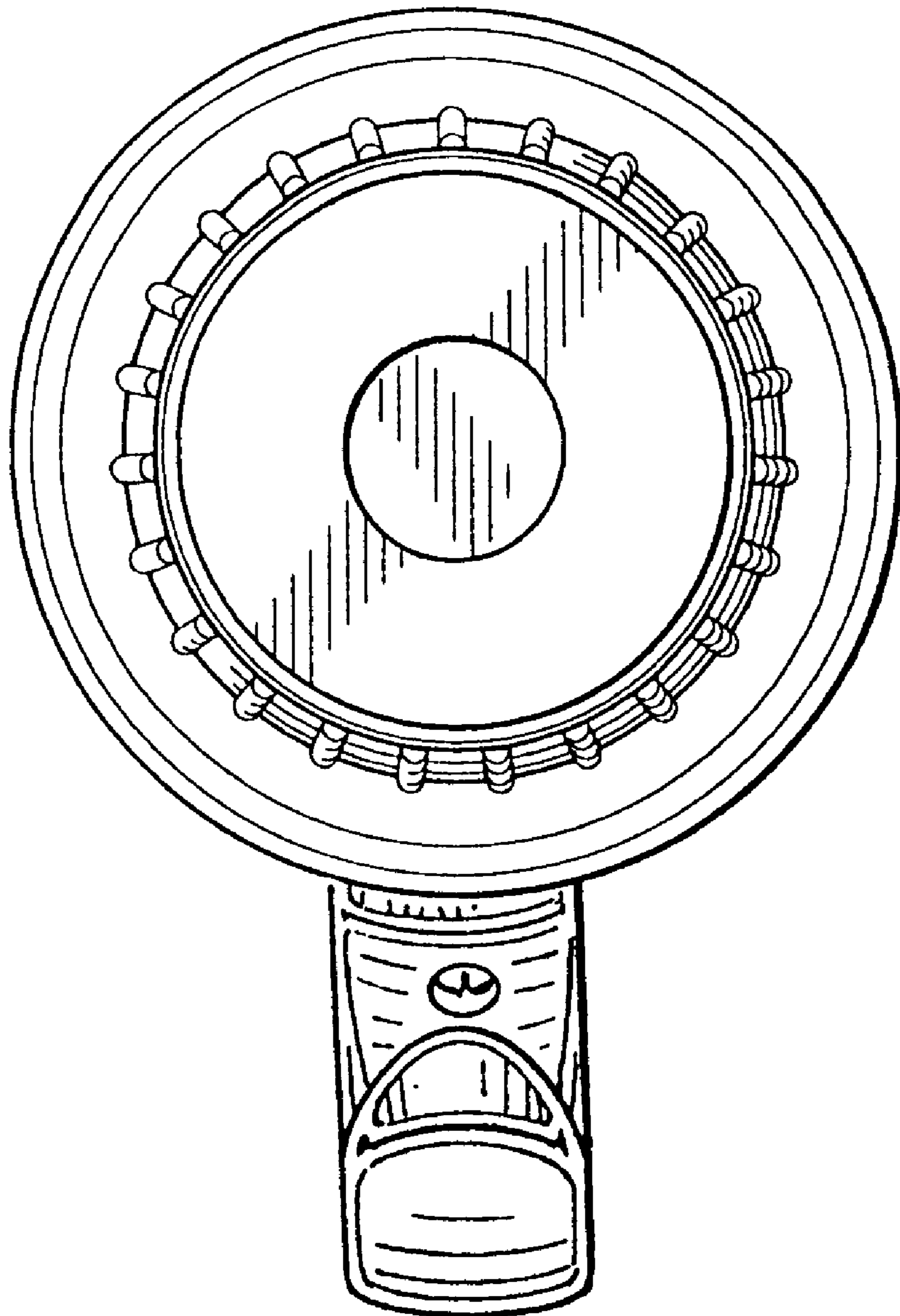
*Fig. 4*



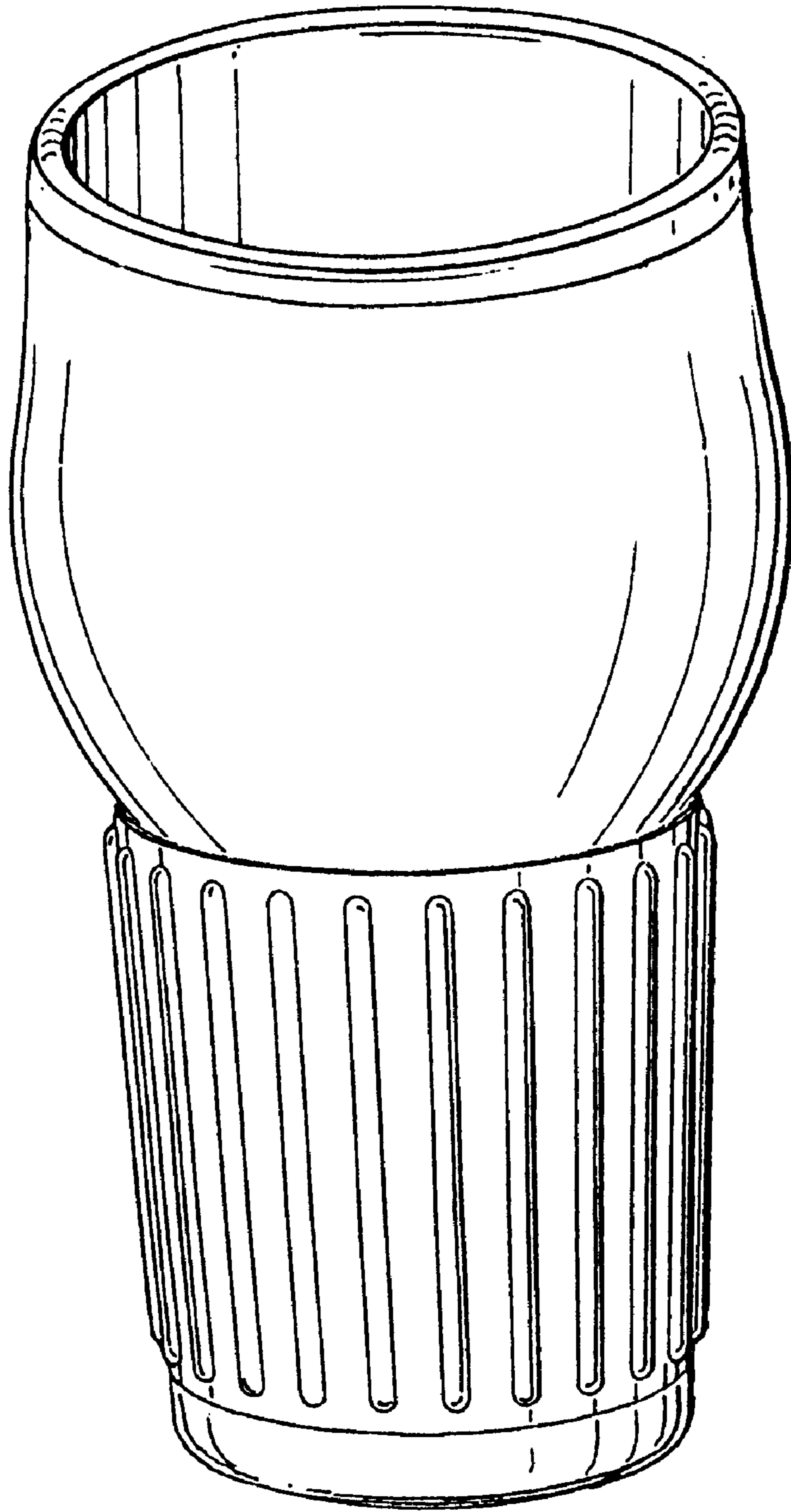
*Fig. 5*



*Fig. 6*

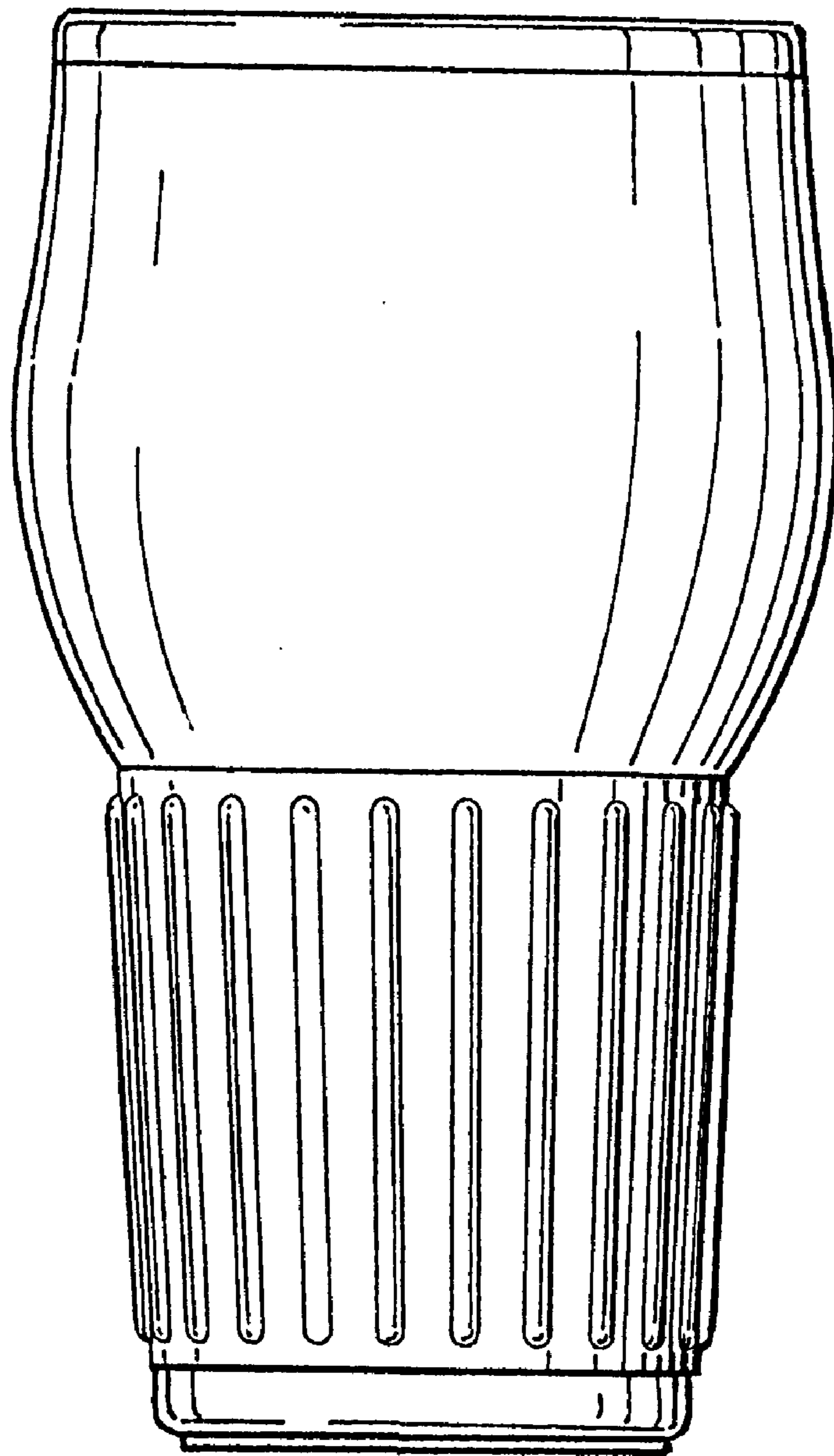


*Fig. 7*

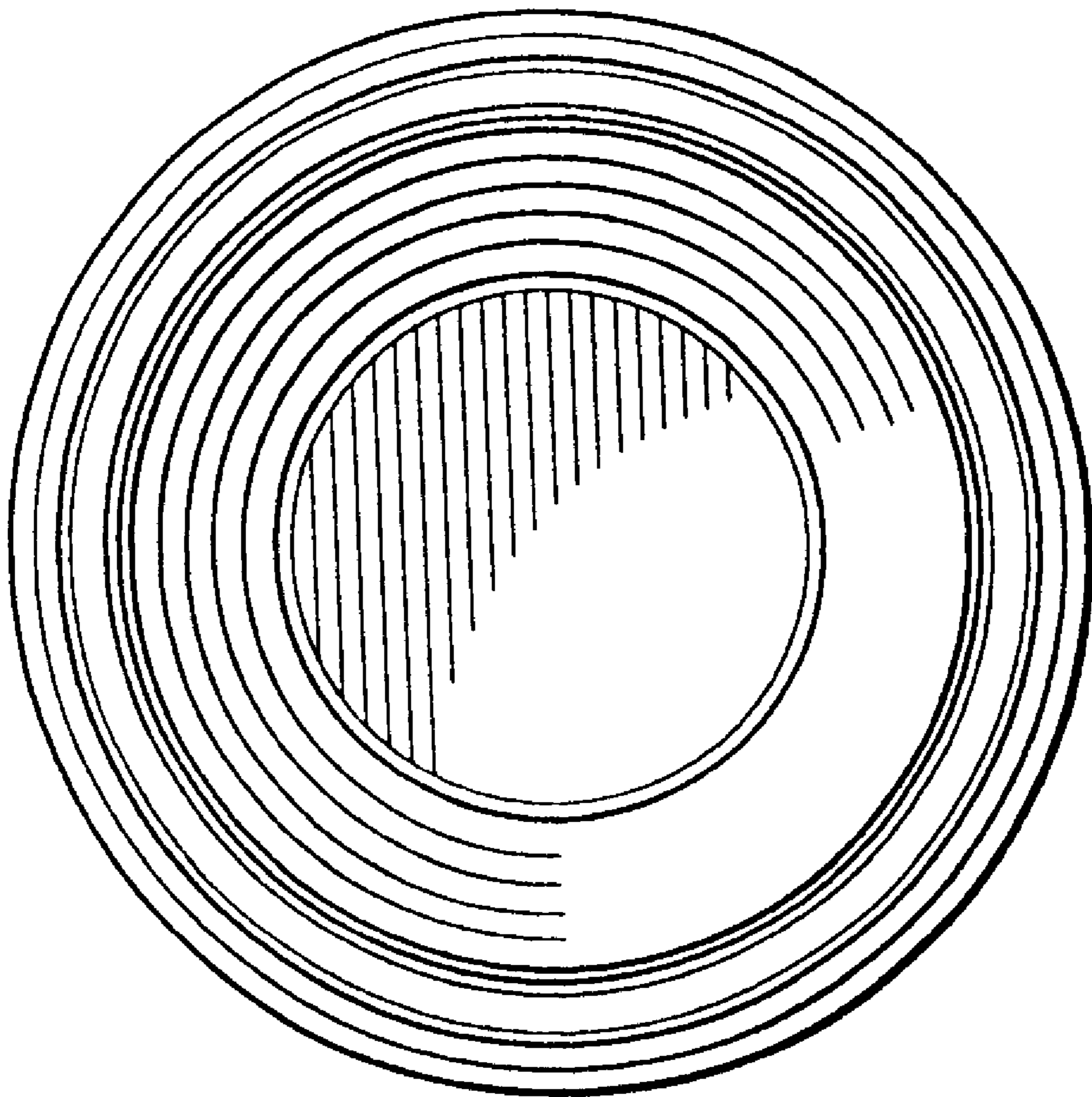




*Fig. 8*



*Fig. 9*



*Fig. 10*

