



US00D490989S

(12) **United States Design Patent**
Cook

(10) **Patent No.:** **US D490,989 S**

(45) **Date of Patent:** **** Jun. 8, 2004**

(54) **MIRROR**

D483,956 S * 12/2003 Domack D6/300

(75) Inventor: **Eric A. Cook**, Onalaska, WI (US)

* cited by examiner

(73) Assignee: **Ashley Furniture Industries, Inc.**,
Arcadia, WI (US)

Primary Examiner—Janice Seeger

(74) *Attorney, Agent, or Firm*—Patterson, Thunte, Skaar &
Christensen, P.A.

(**) Term: **14 Years**

(57) **CLAIM**

(21) Appl. No.: **29/188,456**

I claim the ornamental design for mirror, as shown.

(22) Filed: **Aug. 19, 2003**

DESCRIPTION

(51) **LOC (7) Cl.** **06-07**

(52) **U.S. Cl.** **D6/300**

(58) **Field of Search** D6/300-303, 308-314;
40/700, 711, 714-717, 721, 725, 722, 745,
754, 755, 790; 359/838, 871

FIG. 1 is a perspective view of a mirror according to an embodiment of the invention.

FIG. 2 is a front elevational view of a mirror according to an embodiment of the invention.

FIG. 3 is a top plan view of a mirror according to an embodiment of the invention; and,

FIG. 4 is a right side elevational view of a mirror according to an embodiment of the invention. The left side view is a mirror image of this right side.

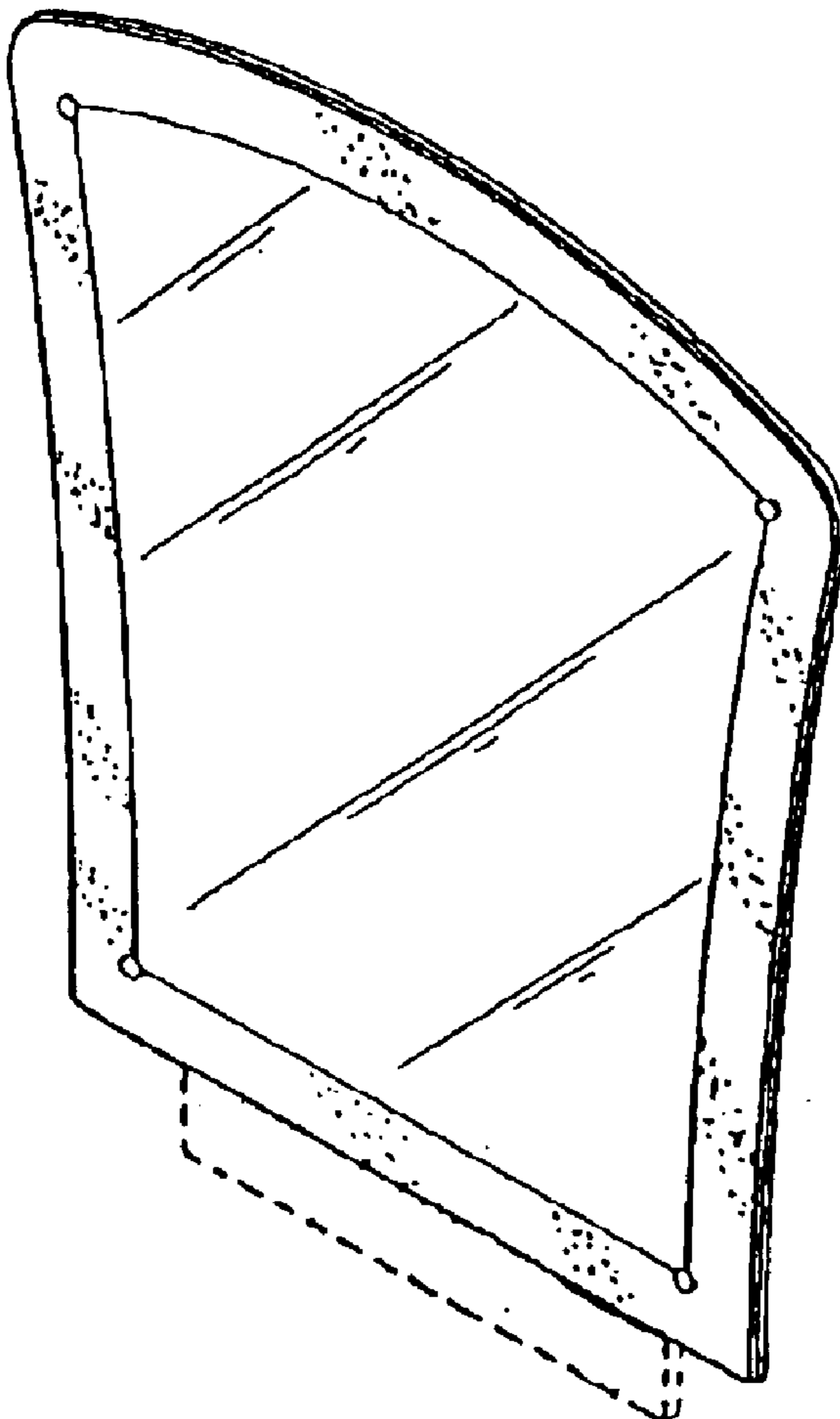
The dashed lines are not part of the claimed invention. The back view of the mirror has no further claimed features and is not illustrated.

(56) **References Cited**

U.S. PATENT DOCUMENTS

- D27,498 S * 8/1897 Dunklee D6/300
- D94,391 S * 1/1935 Piker D6/300
- D407,904 S 4/1999 Zaidman
- D413,023 S 8/1999 Zaidman
- D460,863 S * 7/2002 Hoernig D6/300

1 Claim, 1 Drawing Sheet



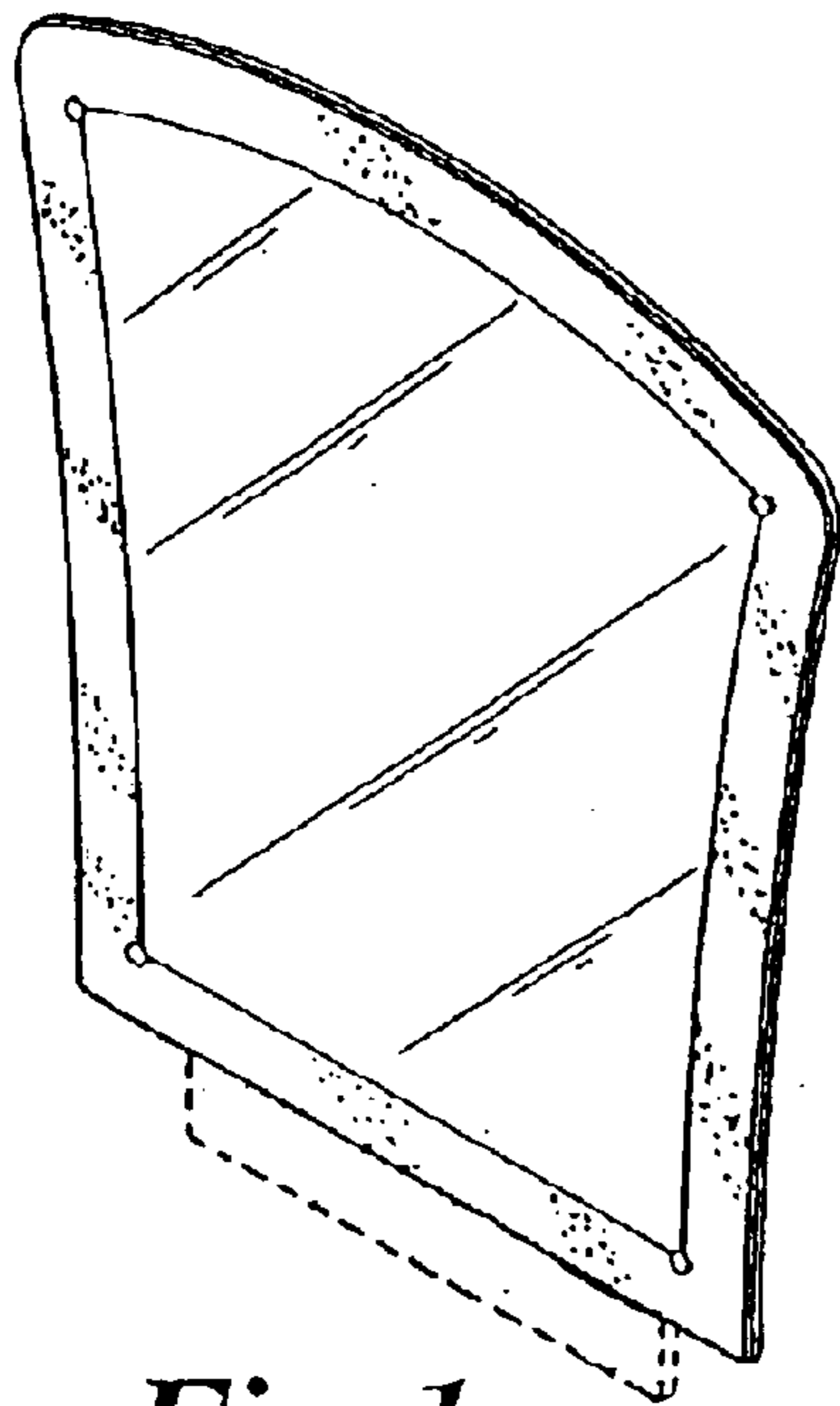


Fig. 1.



Fig. 4.

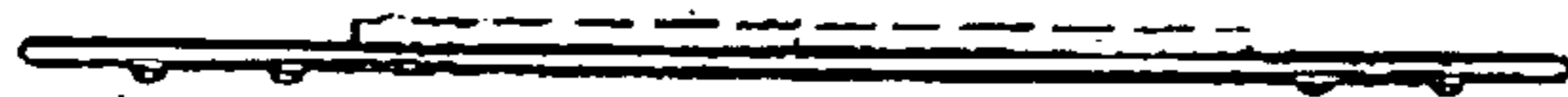


Fig. 3.




Fig. 2.