



US00D490982S

(12) **United States Design Patent**
Moskovich et al.

(10) **Patent No.:** **US D490,982 S**

(45) **Date of Patent:** **** Jun. 8, 2004**

(54) **TOOTHBRUSH**

(75) Inventors: **Robert Moskovich**, East Brunswick, NJ (US); **Kenneth Waguespack**, New Brunswick, NJ (US)

(73) Assignee: **Colgate-Palmolive Company**, New York, NY (US)

(**) Term: **14 Years**

(21) Appl. No.: **29/166,083**

(22) Filed: **Aug. 21, 2002**

(51) **LOC (7) Cl.** **04-02**

(52) **U.S. Cl.** **D4/104**

(58) **Field of Search** D4/104-112; 15/143.1, 15/167.1-167.2, 159.1, 186-187

(56) **References Cited**

U.S. PATENT DOCUMENTS

5,446,940 A *	9/1995	Curtis et al.	15/167.1
D391,768 S *	3/1998	Moskovich	D4/104
D397,254 S *	8/1998	Moskovich	D4/104
D403,509 S *	1/1999	Vonarburg	D4/104
D404,205 S *	1/1999	Hohlbein	D4/104
5,991,957 A *	11/1999	Watanabe	15/167.1
6,108,850 A *	8/2000	McLaughlin	15/167.1
D438,012 S *	2/2001	Cheong et al.	D4/104

* cited by examiner

Primary Examiner—Holly Baynham

(74) *Attorney, Agent, or Firm*—Henry S. Goldfire

(57) **CLAIM**

The ornamental design for a toothbrush, as shown and described.

DESCRIPTION

FIG. 1 is a front elevation view of a toothbrush of my new design;

FIG. 2 is a left side elevation view thereof, the right side being a mirror image thereof;

FIG. 3 is a back elevation view thereof;

FIG. 4 is a top view thereof;

FIG. 5 is a bottom view thereof;

FIG. 6 is front, left side perspective view thereof, as seen from the bottom end thereof; and

FIG. 7 is a front elevation view of an alternate embodiment of my new toothbrush design;

FIG. 8 is a left side elevation view thereof, the right side being a mirror image thereof;

FIG. 9 is a back elevation view thereof;

FIG. 10 is a top view thereof;

FIG. 11 is a bottom view thereof; and,

FIG. 12 is front, left side perspective view thereof, as seen from the bottom thereof.

In FIGS. 7 through 12, the bristles of the toothbrush are shown in broken lines for illustrative purposes only and form no part of the claimed design.

1 Claim, 6 Drawing Sheets

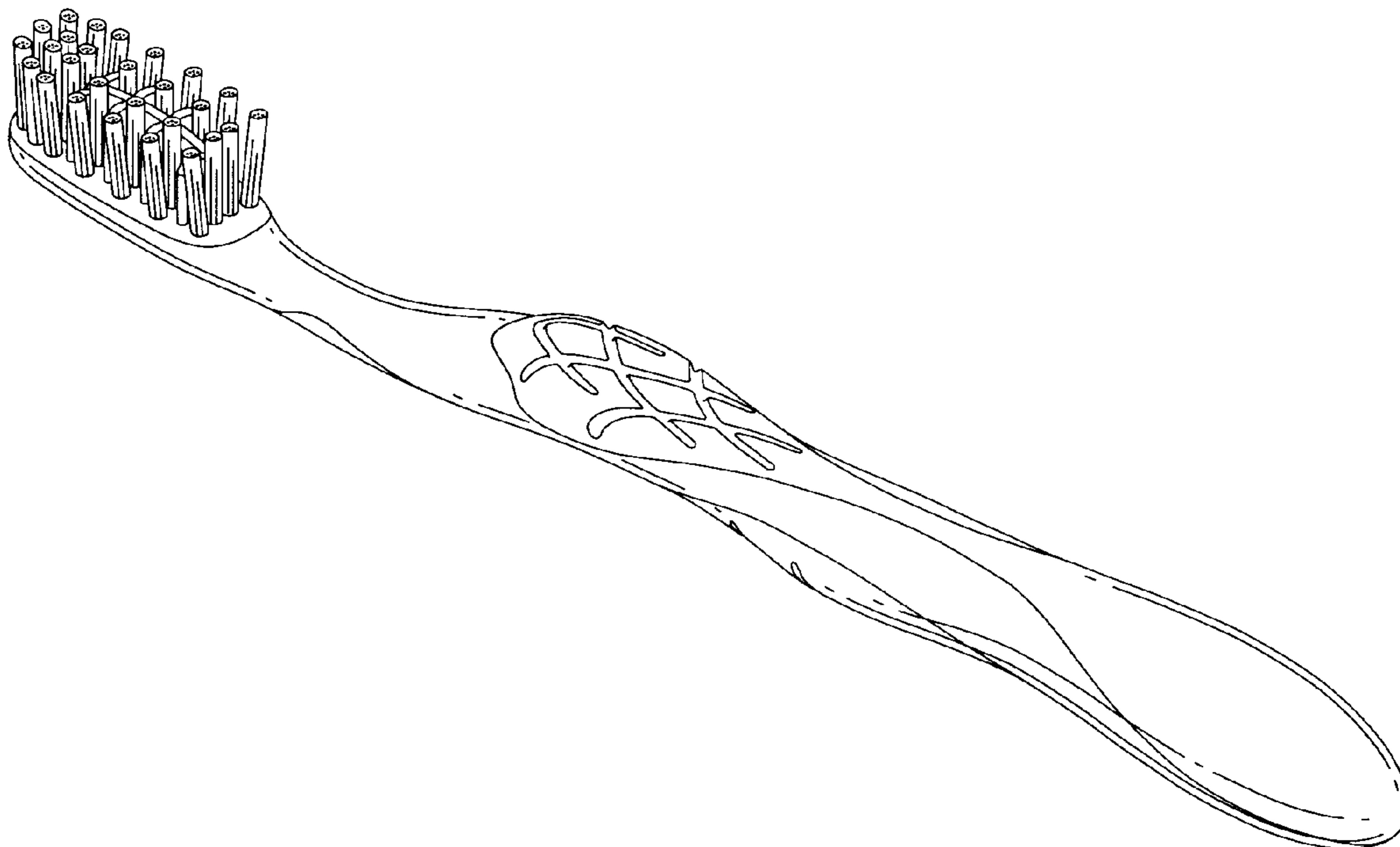


FIG. 1

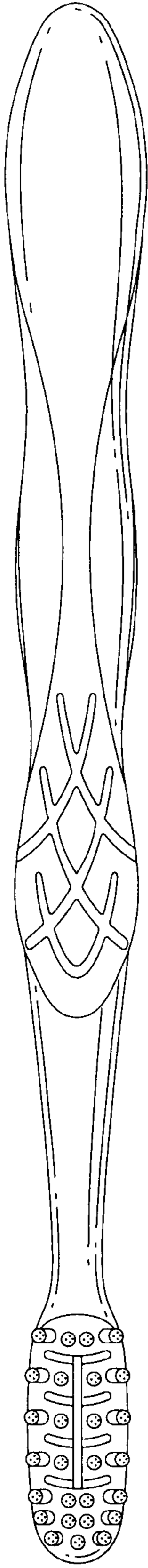


FIG. 2

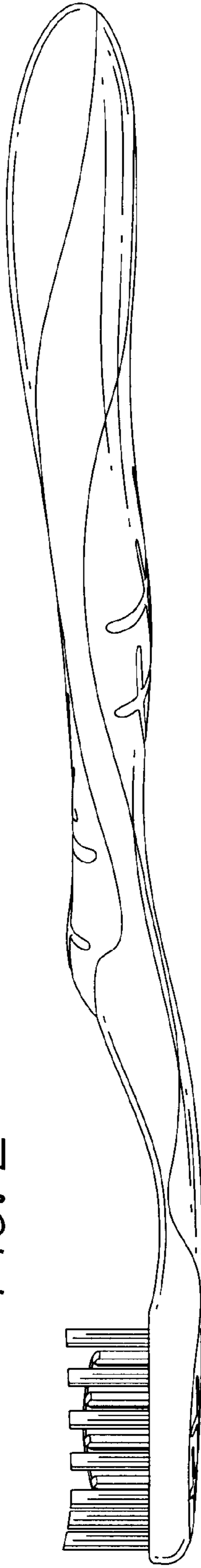
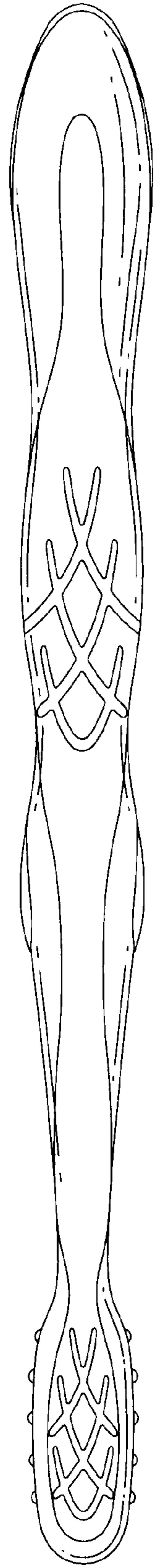


FIG. 3



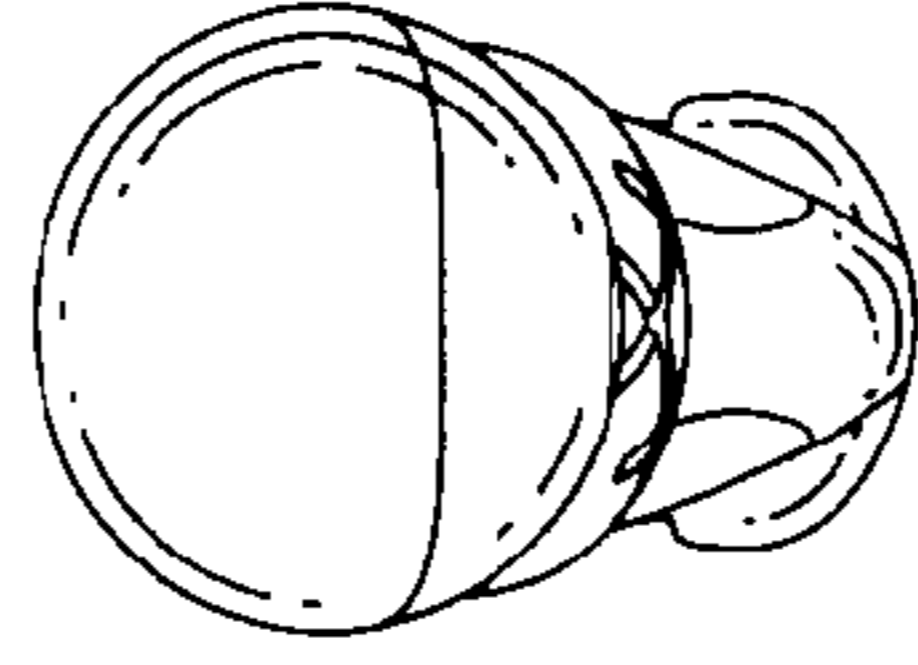


FIG. 5

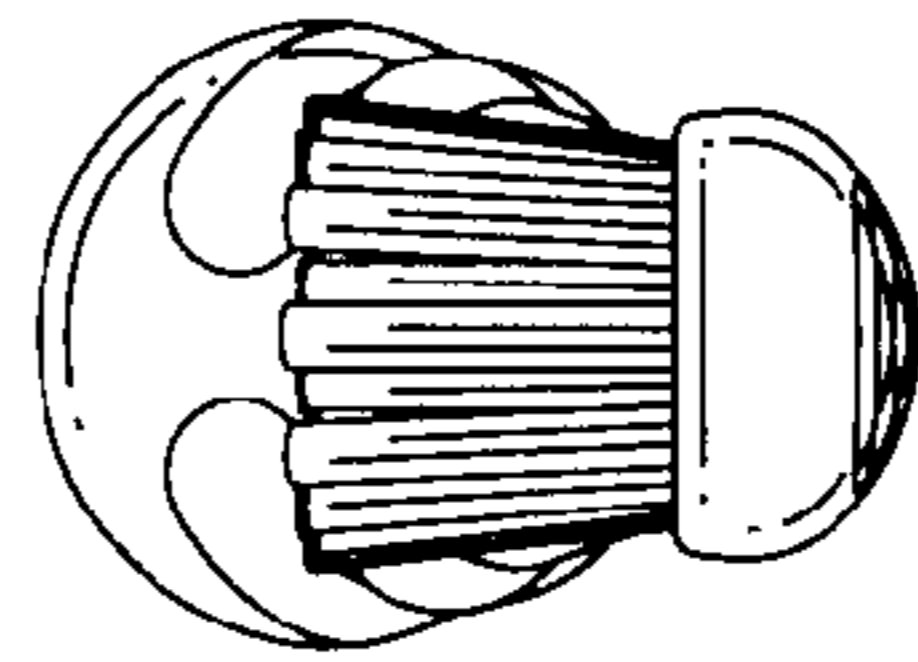


FIG. 4

FIG. 6

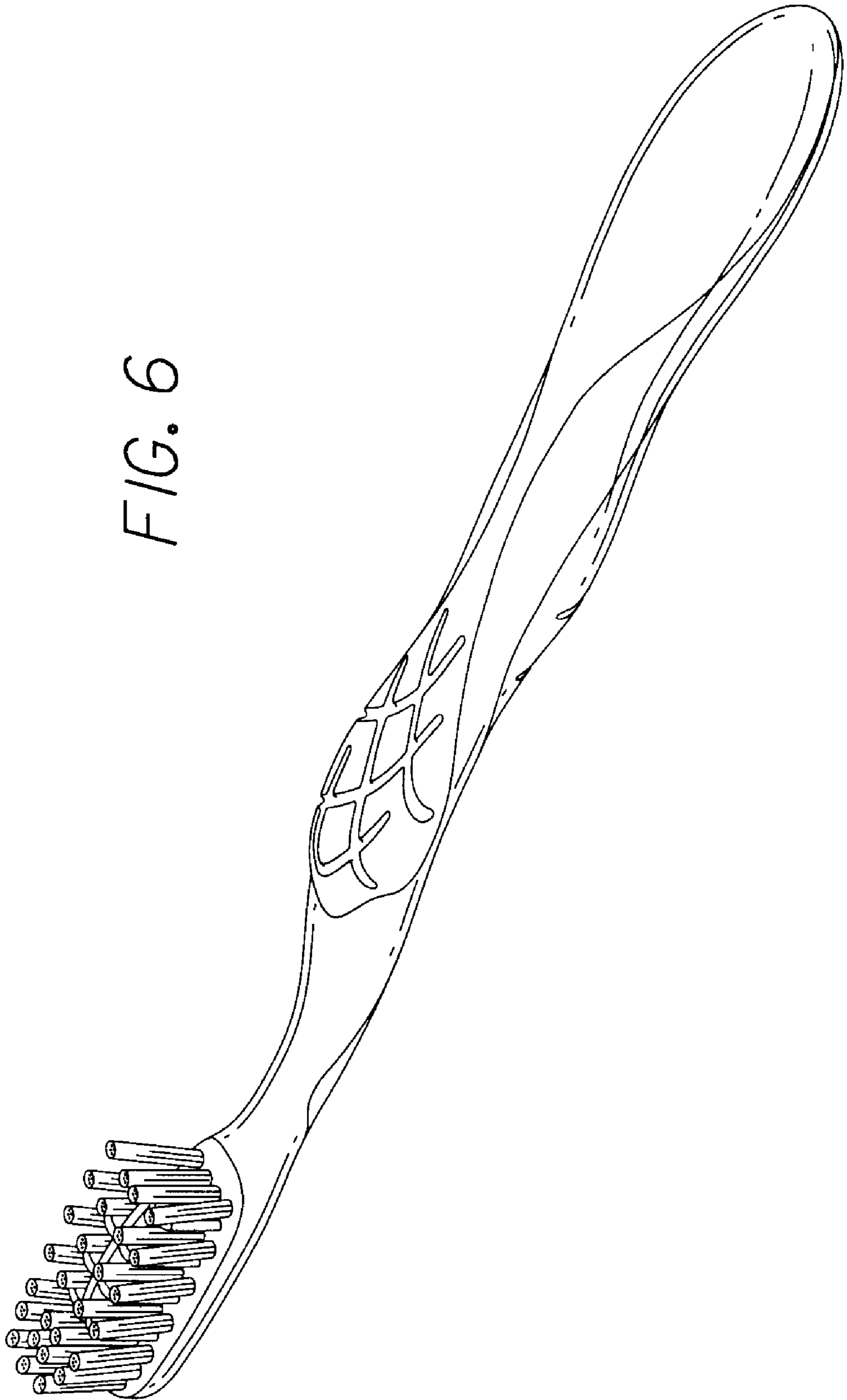


FIG. 7

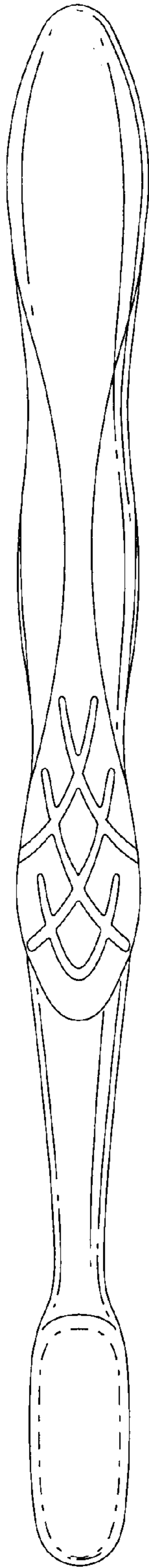


FIG. 8

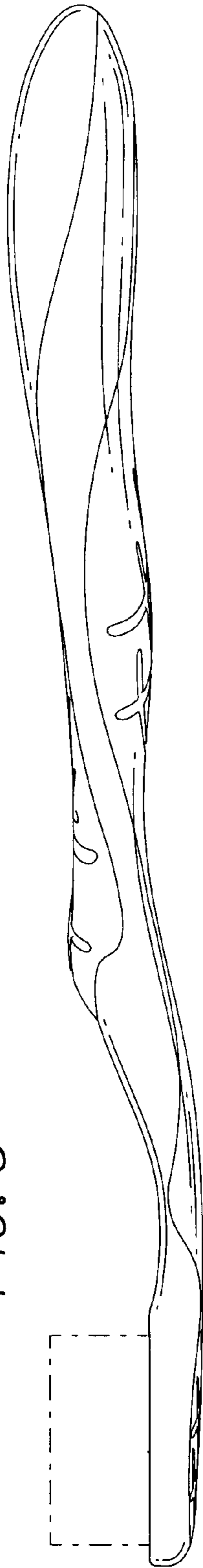
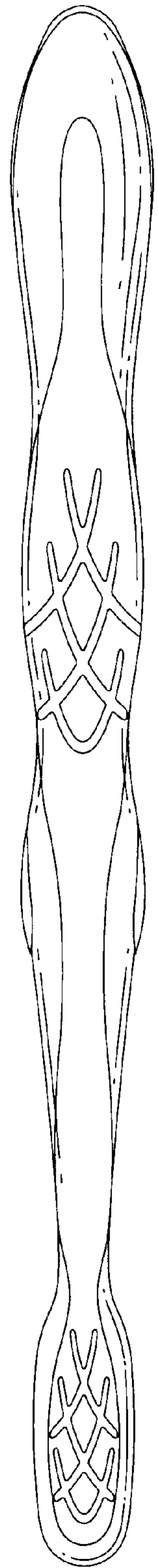


FIG. 9



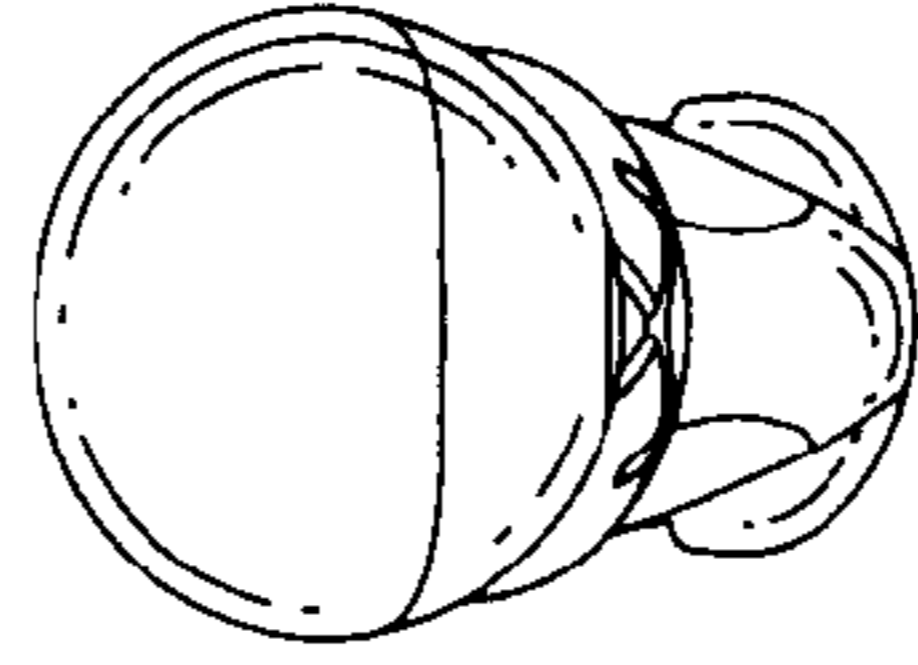


FIG. 11

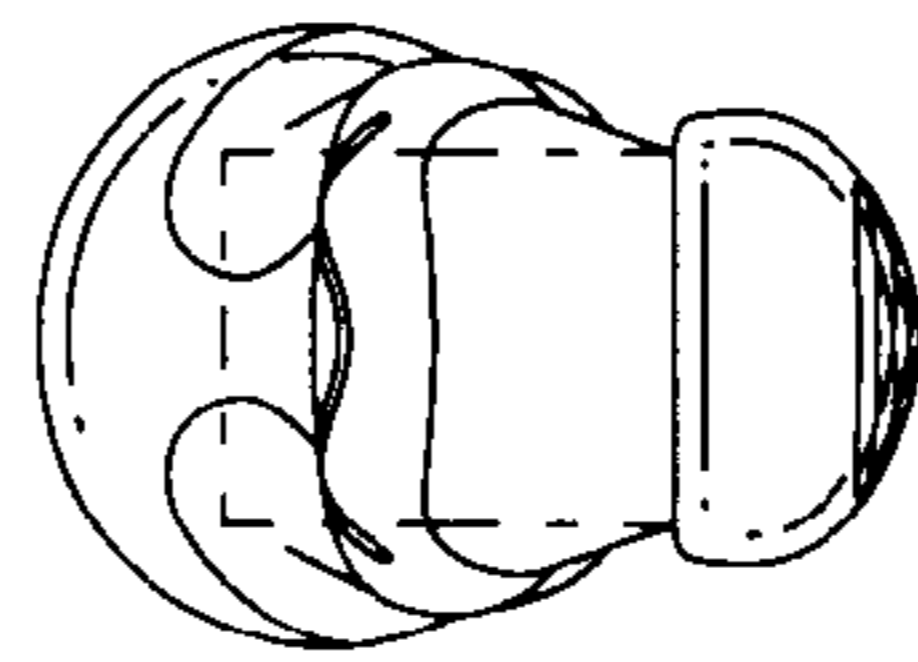


FIG. 10

FIG. 12

