



US00D490980S

(12) **United States Design Patent**
Concari

(10) **Patent No.:** **US D490,980 S**

(45) **Date of Patent:** **** Jun. 8, 2004**

(54) **LATCH FOR STORAGE CONTAINER**

D449,164 S * 10/2001 Rosen D3/282
D481,868 S * 11/2003 Cunningham et al. D3/273
D482,869 S * 12/2003 Chen D3/282

(75) Inventor: **Gabriel Concari**, Eldersburg, MD (US)

(73) Assignee: **Black & Decker Inc.**, Newark, DE (US)

* cited by examiner

(**) Term: **14 Years**

Primary Examiner—Catherine R. Oliver
(74) *Attorney, Agent, or Firm*—Harness, Dickey & Pierce, P.L.C.

(21) Appl. No.: **29/179,252**

(57) **CLAIM**

(22) Filed: **Apr. 3, 2003**

The ornamental design for a latch for a storage container, as shown and described.

(51) **LOC (7) Cl.** **03-01**

(52) **U.S. Cl.** **D3/318**

(58) **Field of Search** D3/318, 272–273,
D3/276, 281–282, 294, 900, 905, 321–323;
220/324, 326; 206/349, 372, 373, 379;
190/110–112

DESCRIPTION

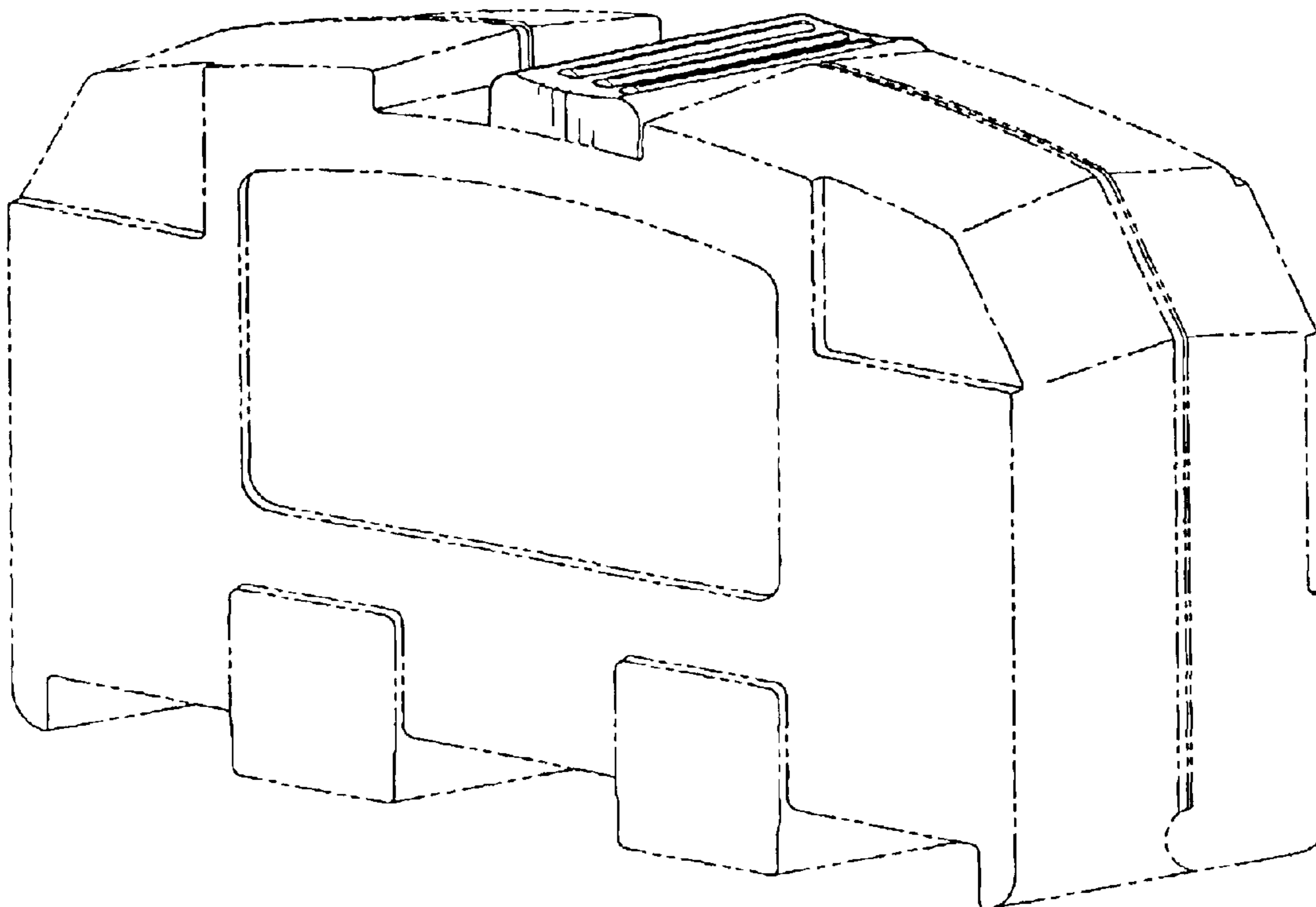
FIG. 1 is a front perspective view of a latch for a storage container;
FIG. 2 is a front view thereof (the rear view is identical to the front view);
FIG. 3 is a top view thereof; and,
FIG. 4 is a right side view thereof (the left side view is identical to the right side view).
The phantom lines in FIGS. 1–4 are for illustrative purposes only and do not form part of the claimed invention.

(56) **References Cited**

U.S. PATENT DOCUMENTS

D291,558 S * 8/1987 Fonville D3/294
D418,977 S 1/2000 Streich D3/273
D437,684 S 2/2001 Streich et al. D3/273
D448,167 S * 9/2001 Pangerc et al. D3/294

1 Claim, 2 Drawing Sheets



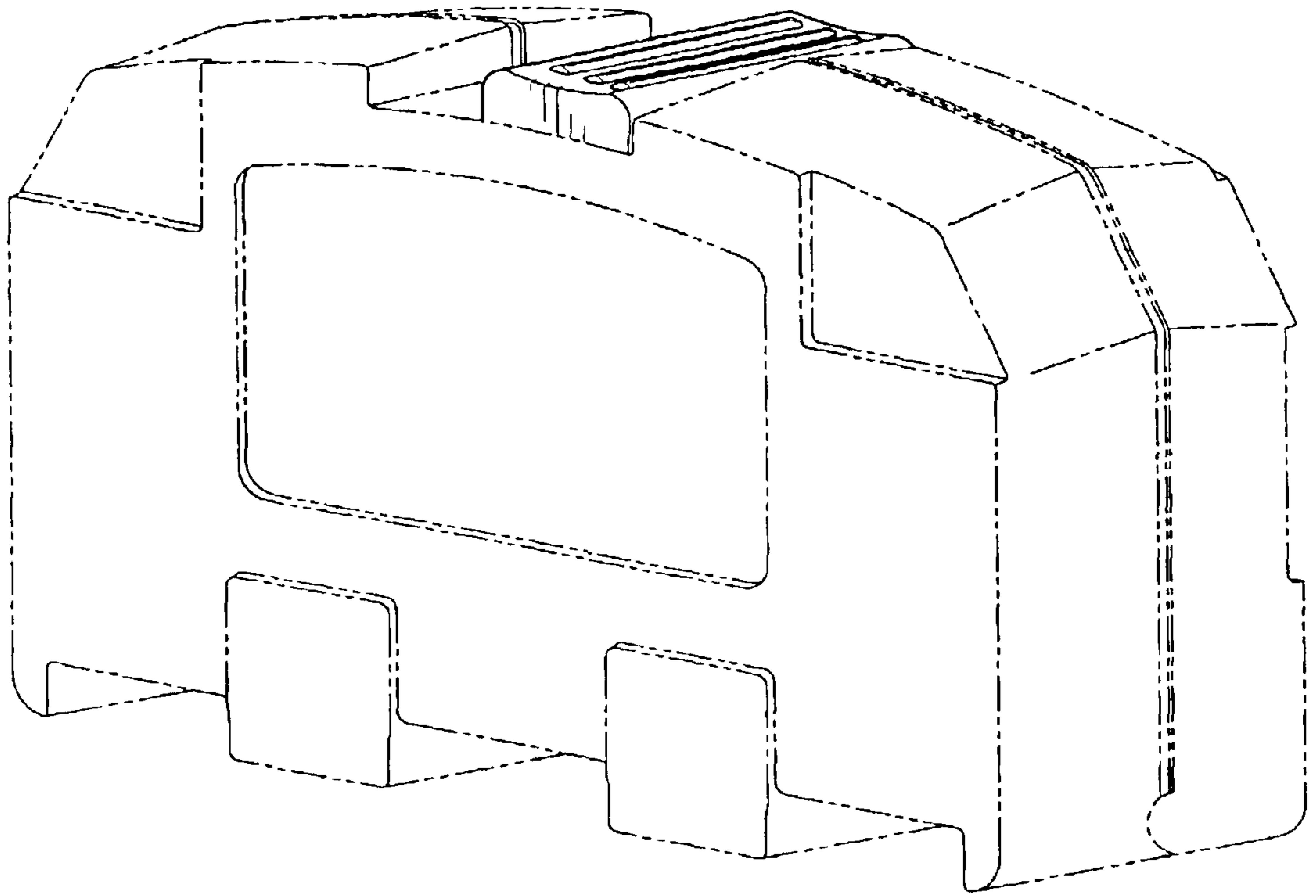


Fig-1

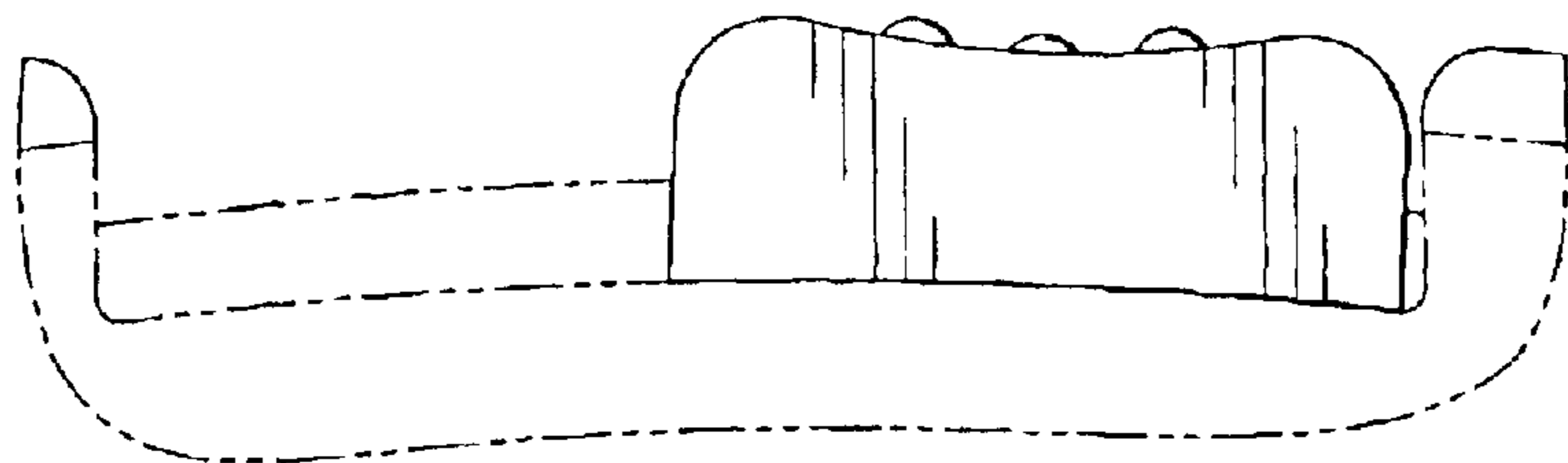


Fig-2

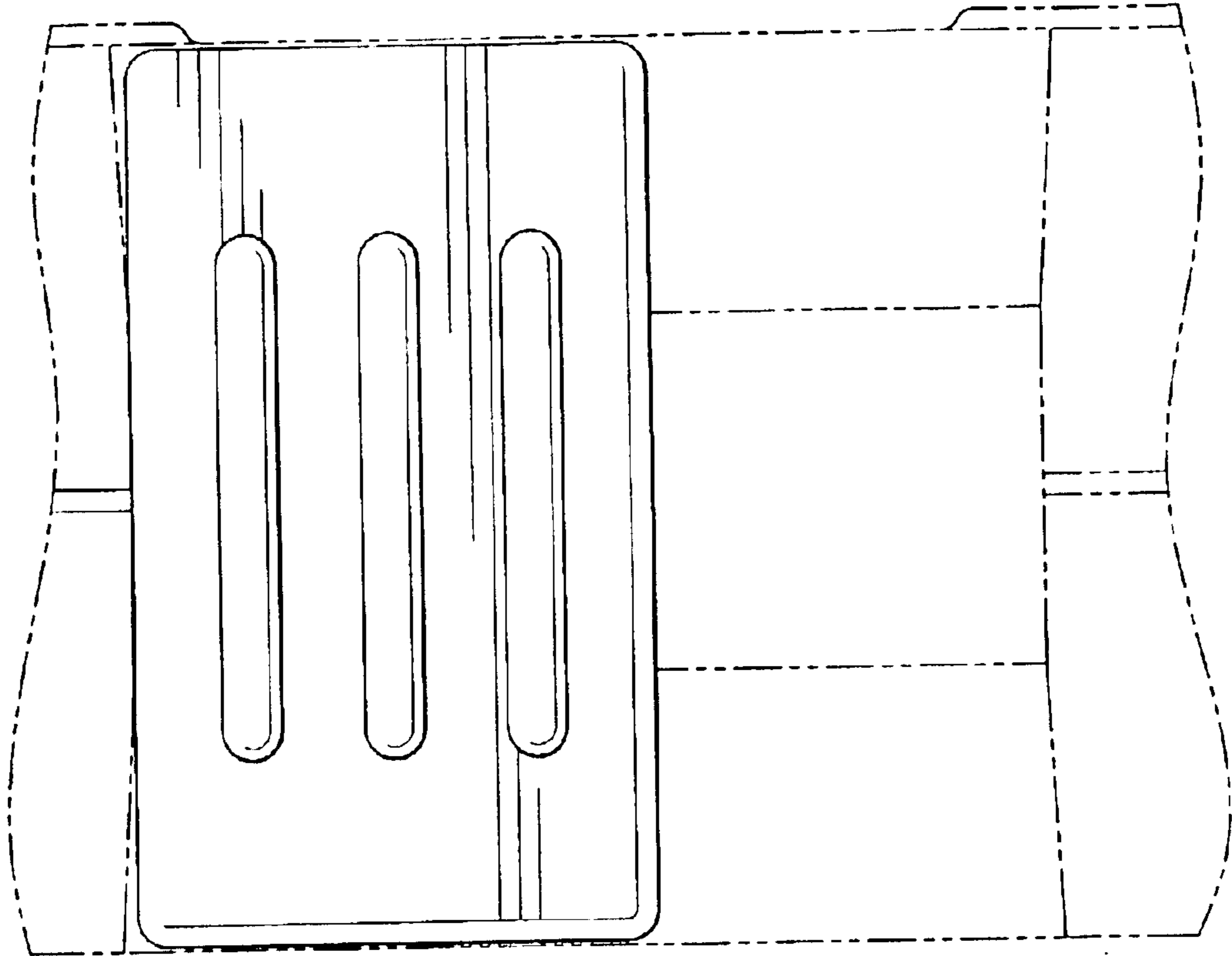


Fig-3

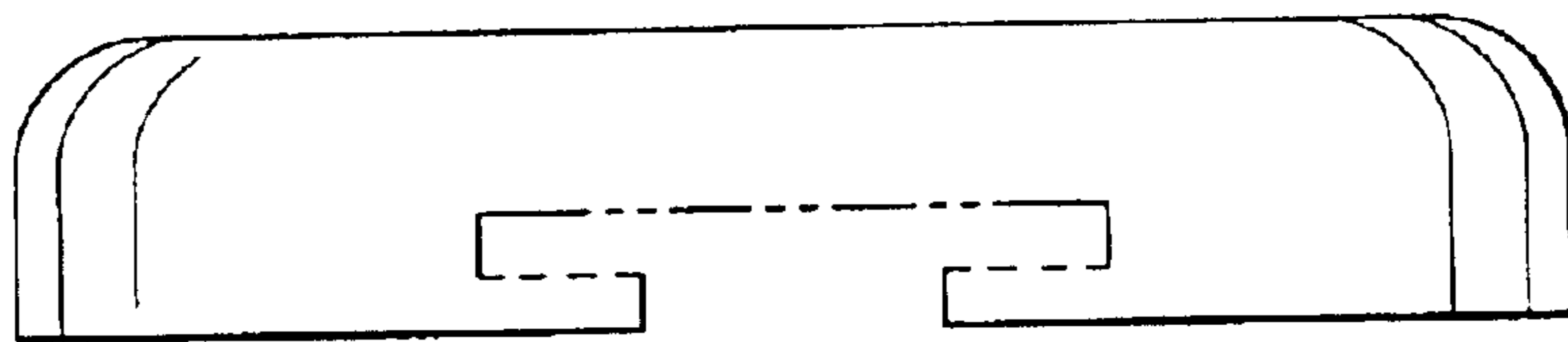


Fig-4