



US00D490976S

(12) **United States Design Patent**
Delafontaine

(10) **Patent No.:** **US D490,976 S**

(45) **Date of Patent:** **** Jun. 8, 2004**

(54) **HANDBAG**

6,394,157 B2 * 5/2002 Luna 190/903
D472,046 S * 3/2003 Galliano D3/243

(75) Inventor: **Sophie Delafontaine, Paris (FR)**

* cited by examiner

(73) Assignee: **S.A.S. Jean Cassegrain, Paris (FR)**

Primary Examiner—Catherine R. Oliver

(**) Term: **14 Years**

Assistant Examiner—Monica A. Weingart

(21) Appl. No.: **29/185,538**

(74) *Attorney, Agent, or Firm*—Gottlieb, Rackman & Reisman, P.C.

(22) Filed: **Jun. 27, 2003**

(51) **LOC (7) Cl.** **03-01**

(52) **U.S. Cl.** **D3/243**

(58) **Field of Search** D3/232, 233, 238,
D3/239, 240, 241, 242, 243, 244, 245,
246, 303; D9/305; 150/106, 108, 110, 111,
118, 900; 383/37, 40, 41; 190/103, 107,
108, 109, 115, 902, 903

(56) **References Cited**

U.S. PATENT DOCUMENTS

D246,680 S * 12/1977 Sabol D3/243
D286,703 S * 11/1986 Katz et al. D3/243
4,989,656 A * 2/1991 Derfler 150/108
D418,976 S * 1/2000 du Sartel D3/245

(57) **CLAIM**

The ornamental design for a handbag, as shown and described.

DESCRIPTION

FIG. 1 is a bottom plan view of my new design, with certain stitching and certain hardware shown in dashed line for illustrative purposes only and forming no part of the claimed design;

FIG. 2 is a front elevation view thereof;

FIG. 3 is a right side elevation view thereof, the left side elevation view being a mirror image thereof;

FIG. 4 is a top plan view thereof; and,

FIG. 5 is a rear elevation view thereof.

1 Claim, 2 Drawing Sheets


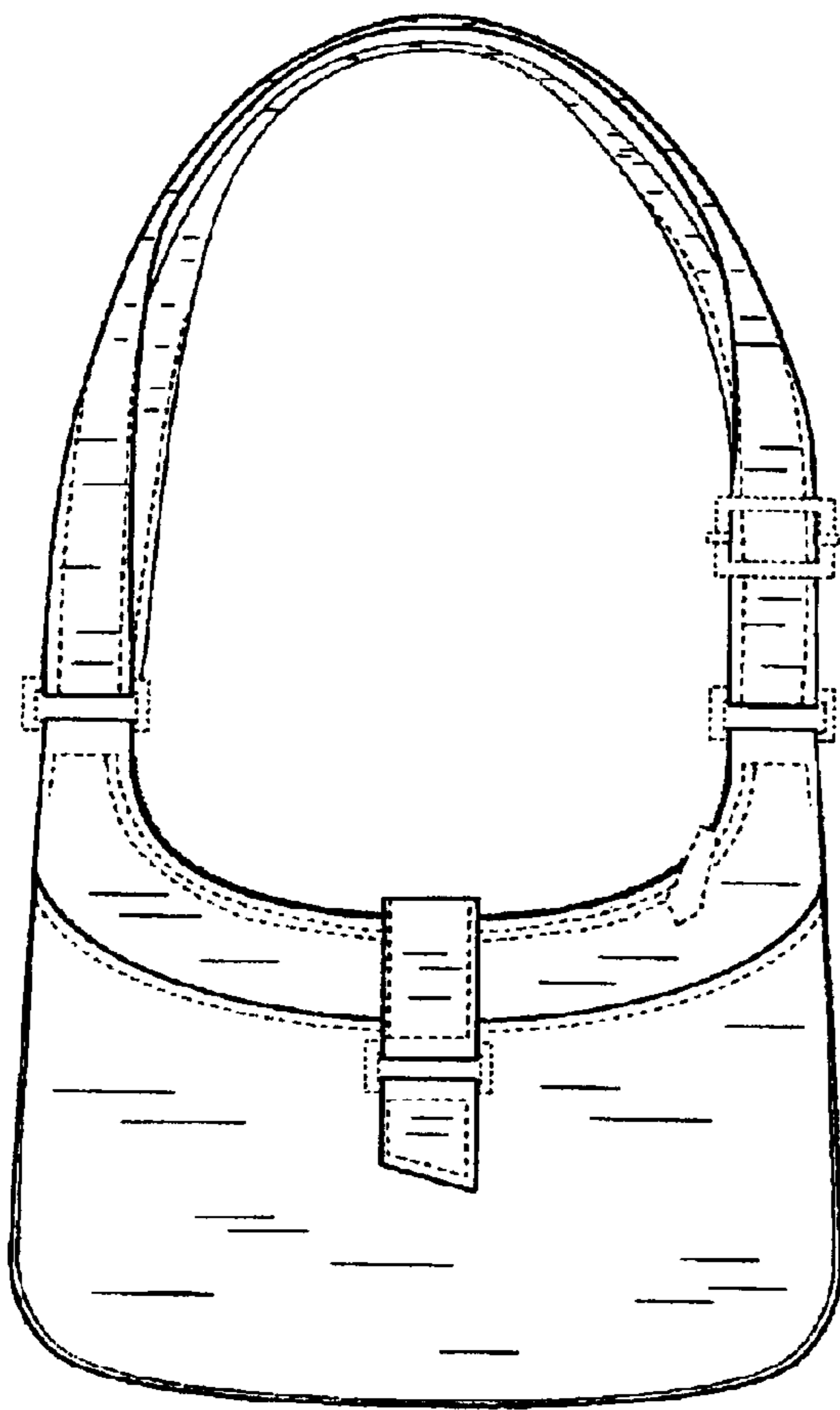


FIG. 1




FIG. 2

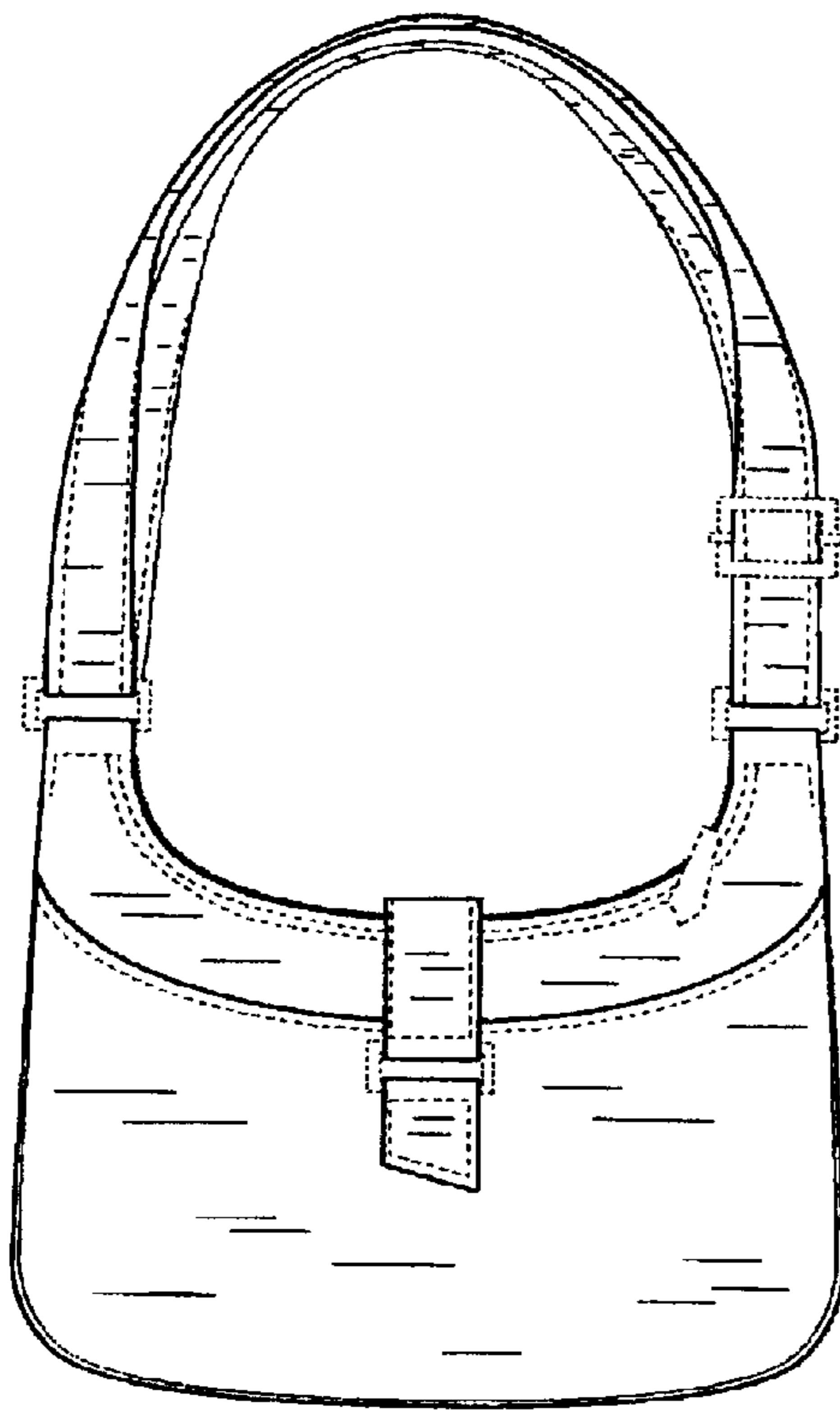


FIG. 3

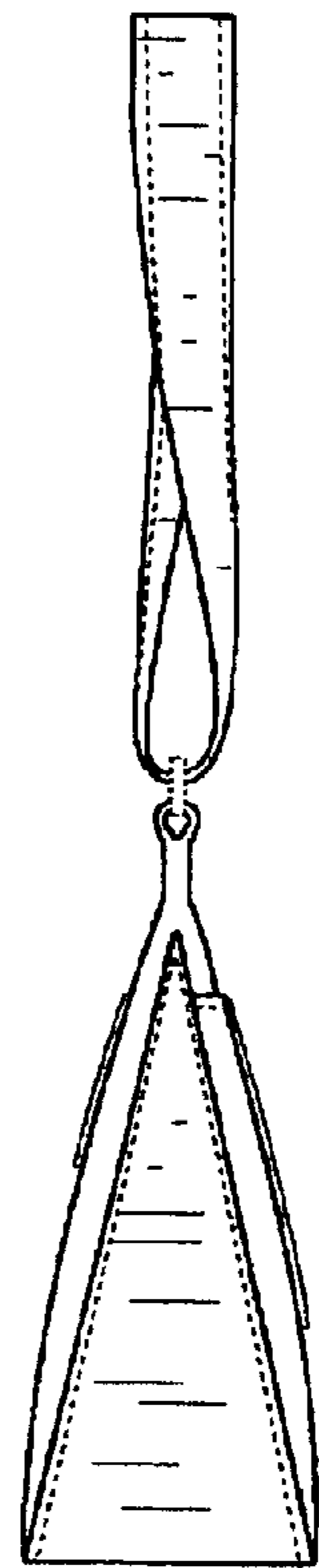
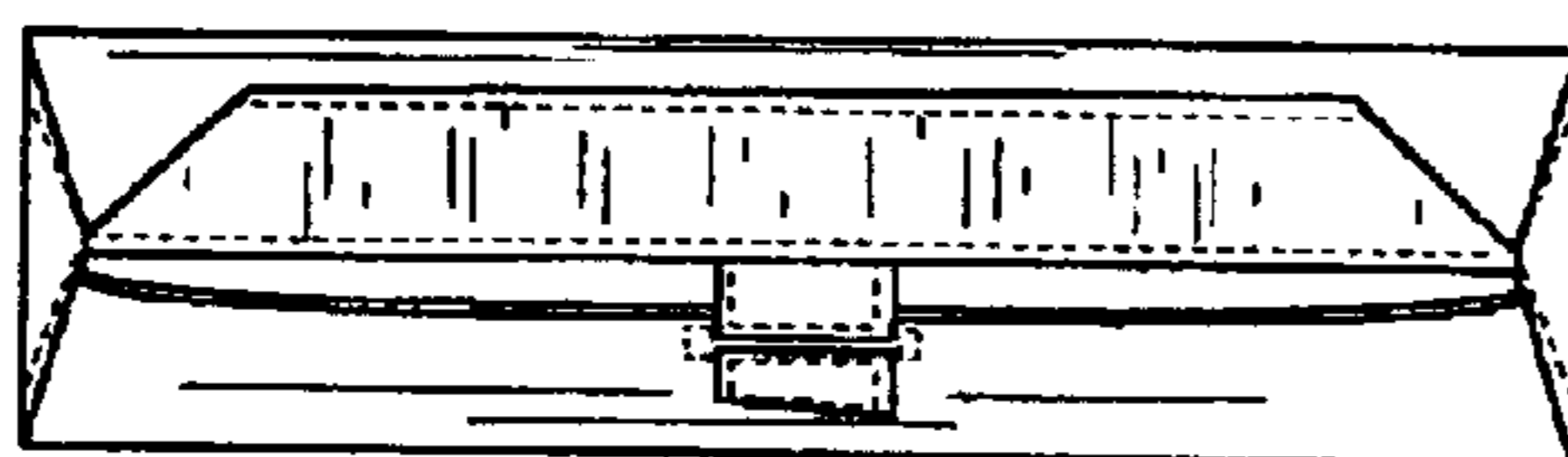


FIG. 4



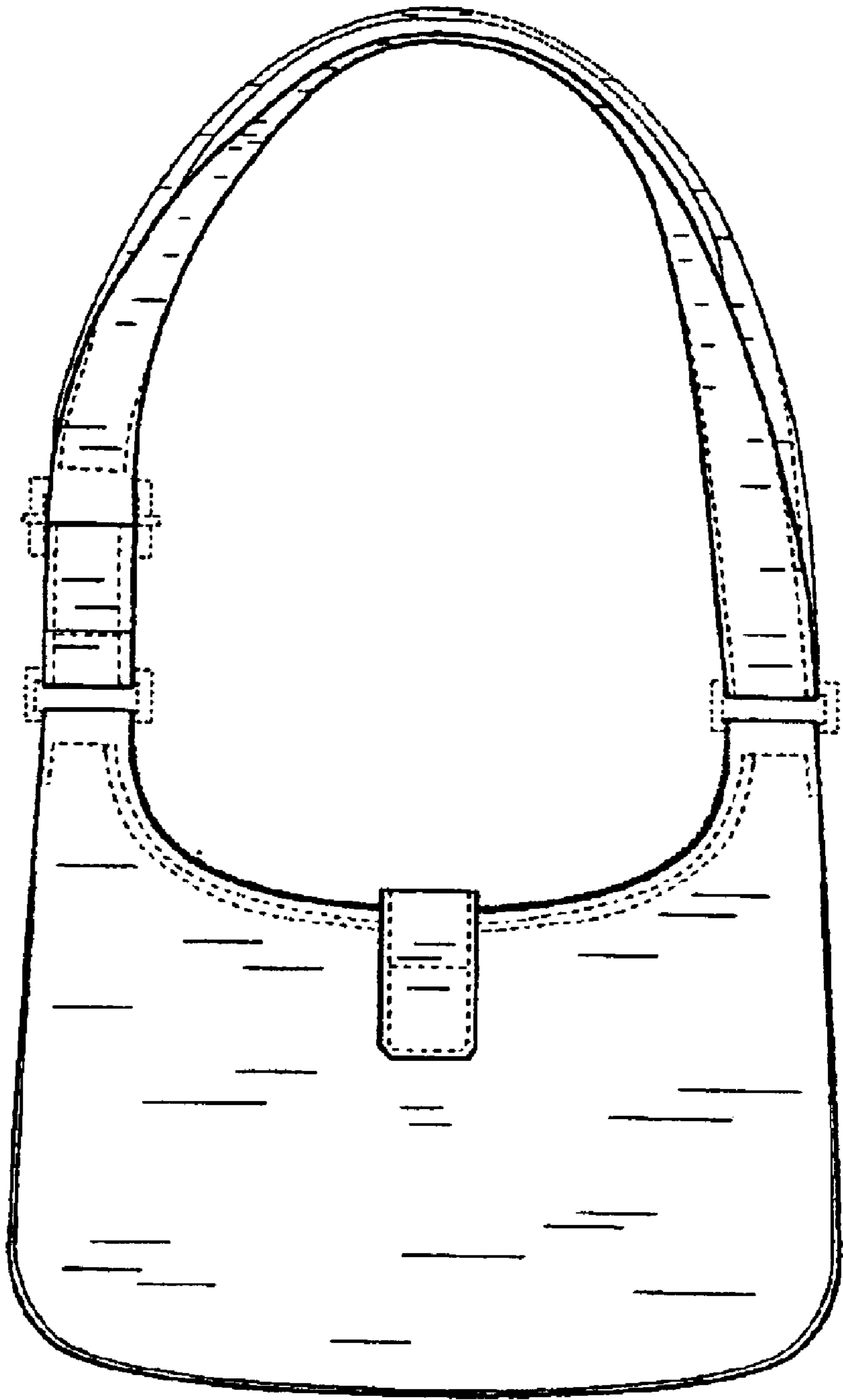


FIG. 5