



US00D490972S

(12) **United States Design Patent**
Blakeslee

(10) **Patent No.: US D490,972 S**

(45) **Date of Patent: ** Jun. 8, 2004**

(54) **SIDE ELEMENT OF A SHOE UPPER**

(75) Inventor: **Carl Blakeslee**, Portland, OR (US)

(73) Assignee: **Nike, Inc.**, Beaverton, OR (US)

(**) Term: **14 Years**

(21) Appl. No.: **29/186,429**

(22) Filed: **Jul. 15, 2003**

(51) **LOC (7) Cl. 02-99**

(52) **U.S. Cl. D2/972**

(58) **Field of Search** D2/902, 907, 943,
D2/944, 969, 972-974; 36/45, 50.1, 77 M,
77 R, 83, 88, 113, 114, 126-130

(56) **References Cited**

U.S. PATENT DOCUMENTS

D86,964 S	5/1932	Miller	
D87,020 S	5/1932	Packard	
D92,923 S	7/1934	Pape	
D95,954 S	8/1935	Cordon	
D96,567 S	* 8/1935	Wagman	D2/972
D104,075 S	6/1937	Turiansky	
D109,132 S	4/1938	Freeman	
D112,786 S	* 1/1939	Pick	D2/973
D112,788 S	* 1/1939	Pick	D2/973
D119,542 S	3/1940	Caldwell	
D127,198 S	5/1941	Gillis	
D143,799 S	2/1946	Diamant	
D349,394 S	8/1994	Hatfield	
D367,754 S	3/1996	James	
D385,403 S	* 10/1997	Kuerbis	D2/972
D392,794 S	3/1998	Greene	
D394,144 S	5/1998	Parmar	
D396,141 S	7/1998	Smith, III	
D396,946 S	8/1998	Loverin	
D397,855 S	9/1998	Clarke	
D398,754 S	9/1998	McCourt	
D407,550 S	* 4/1999	Clarke	D2/972
D413,718 S	* 9/1999	Lupo	D2/972
D423,769 S	* 5/2000	Clarke	D2/972

D424,798 S	5/2000	McDowell	
D427,761 S	7/2000	Lupo	
D458,015 S	6/2002	Dolan et al.	
D468,891 S	1/2003	Truelsen	
D480,545 S	* 10/2003	Matis et al.	D2/969

OTHER PUBLICATIONS

“Nike Footwear Catalog,” Fall 1991, published Dec. 1990 (p. 146), Beaverton, Oregon.

“Nike Footwear Catalog,” Fall 1992, published Dec. 1991 (pp. 32, 90), Beaverton, Oregon.

“Nike Footwear Catalog,” Spring 1994, published Jun. 1993 (p. 22), Beaverton, Oregon.

(List continued on next page.)

Primary Examiner—Dominic Simone

(74) *Attorney, Agent, or Firm*—TraskBritt

(57) **CLAIM**

The ornamental design for a side element of a shoe upper, as shown and described.

DESCRIPTION

FIG. 1 is a perspective view of a side element of a shoe upper showing my new design;

FIG. 2 is a side view of the side element of a shoe upper shown in FIG. 1;

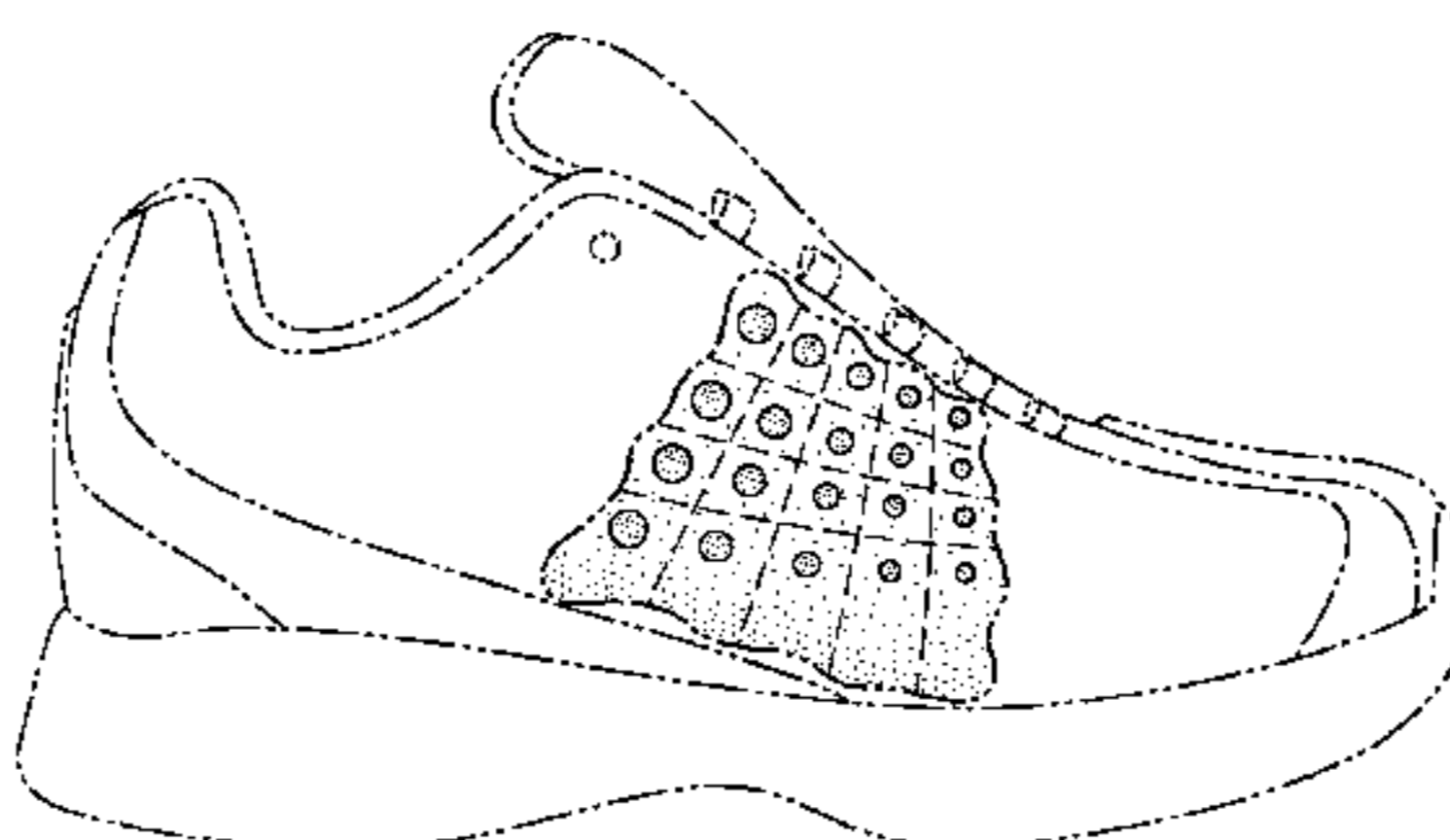

FIG. 3 is a front view of the side element of a shoe upper shown in FIG. 1;

FIG. 4 is a rear view of the side element of a shoe upper shown in FIG. 1; and,

FIG. 5 is a top view of the side element of a shoe upper shown in FIG. 1.

The even broken lines within the shaded area indicating stitching. The uneven broken line immediately adjacent to the shaded area represents the bounds of the claimed design. All other uneven broken lines represent the remaining portion of the shoe. The uneven broken line representations in FIGS. 1-5 are for illustrative purposes only and form no part of the claimed design.

1 Claim, 2 Drawing Sheets



OTHER PUBLICATIONS

"Nike Footwear Catalog," Late Spring 1994, published Sep. 1993 (p. 52), Beaverton, Oregon.

"Nike Footwear Catalog," Holiday 1995, published Mar. 1995 (p. 19), Beaverton, Oregon.

"Nike Footwear Catalog," Late Spring 1997, published Sep. 1996 (pp. 212, 216), Beaverton, Oregon.

"Nike Footwear Catalog," Holiday 1998, published Feb. 1998 (pp. M33, M92), Beaverton, Oregon.

"Nike Footwear Catalog," Late Spring 1999, published Sep. 1998 (p. M34), Beaverton, Oregon.

"Nike Footwear Catalog," Spring 2000 Mens, published Jul. 1999 (p. 61), Beaverton, Oregon.

"Nike Footwear Catalog," Spring 2000 Womens, published Jul. 1999 (p. 47), Beaverton, Oregon.

"Nike Footwear Catalog," Spring 2000 Mens, published Jul. 1999 (p. 11), Beaverton, Oregon.

"Nike Footwear Catalog," Fall 2000, published Nov. 1999 (p. 16), Beaverton, Oregon.

"Nike Footwear Catalog," Late Spring 2001, published Sep. 2000 (p. 72), Beaverton, Oregon.

"Nike Footwear Catalog," Late Spring 2001, published Sep. 2000 (pp. 30, 125), Beaverton, Oregon.

"Nike Footwear Catalog," Spring 2003, published Jun. 2002 (pp. 8, 56), Beaverton, Oregon.

* cited by examiner

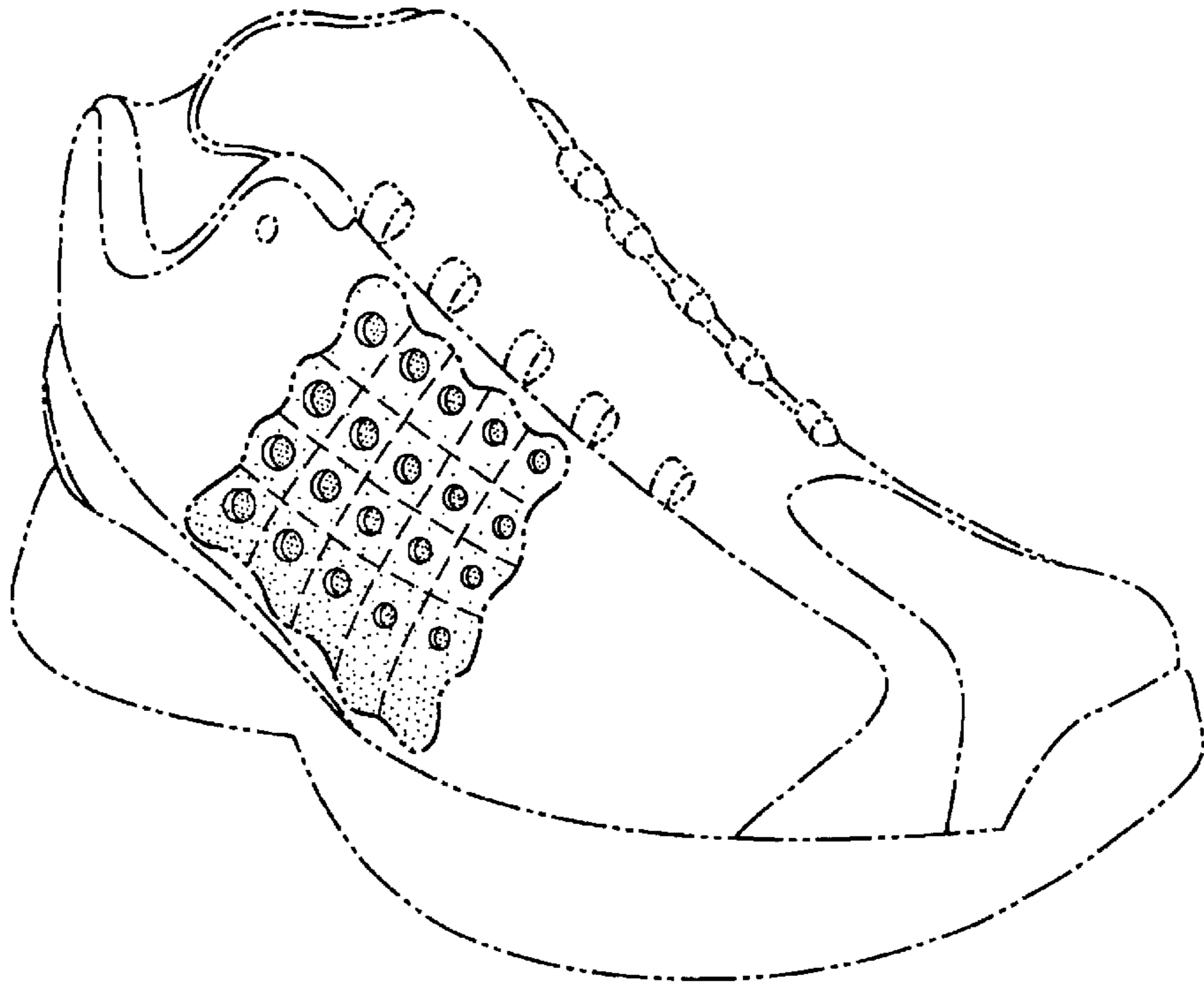


Fig. 1

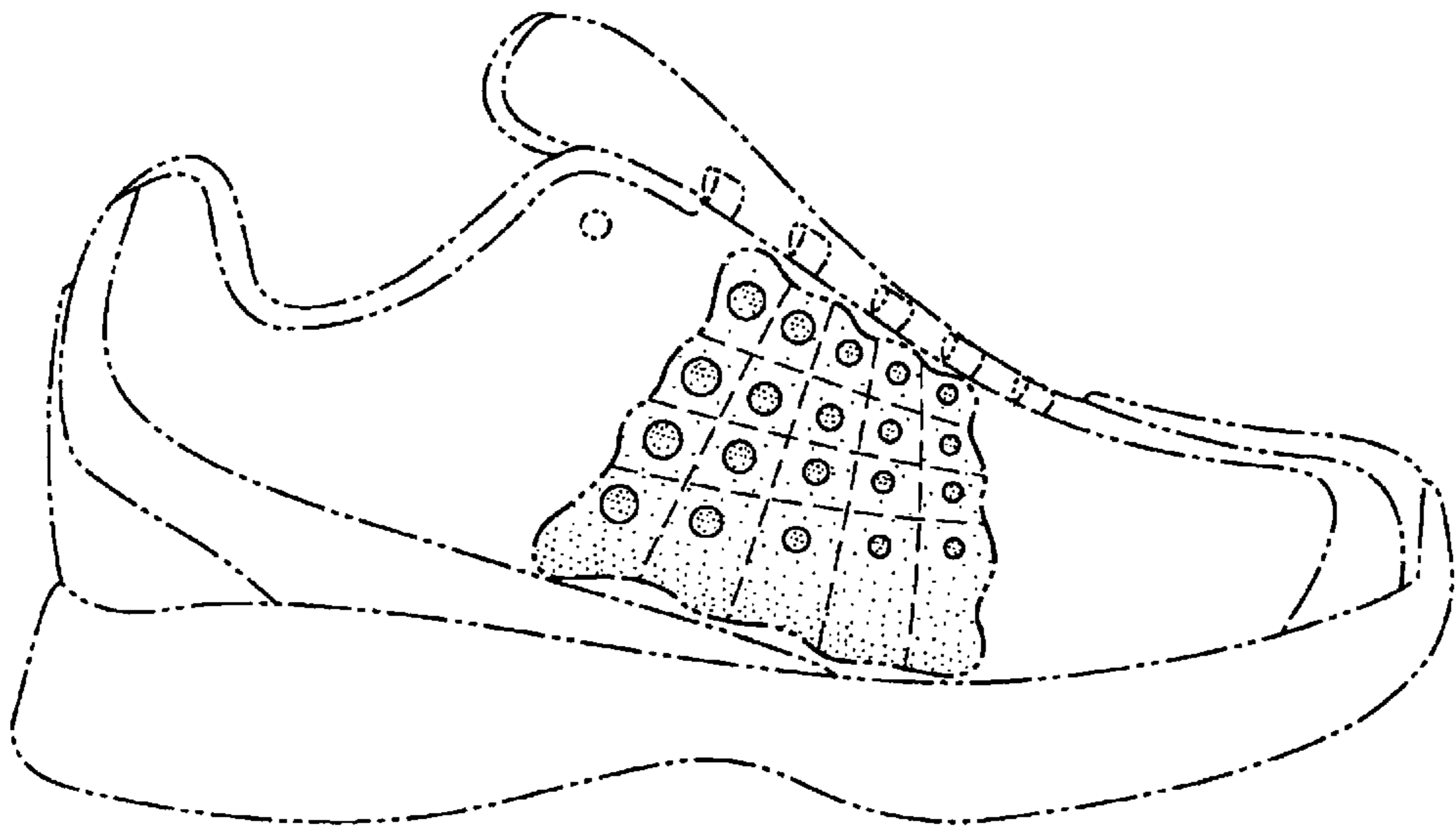


Fig. 2

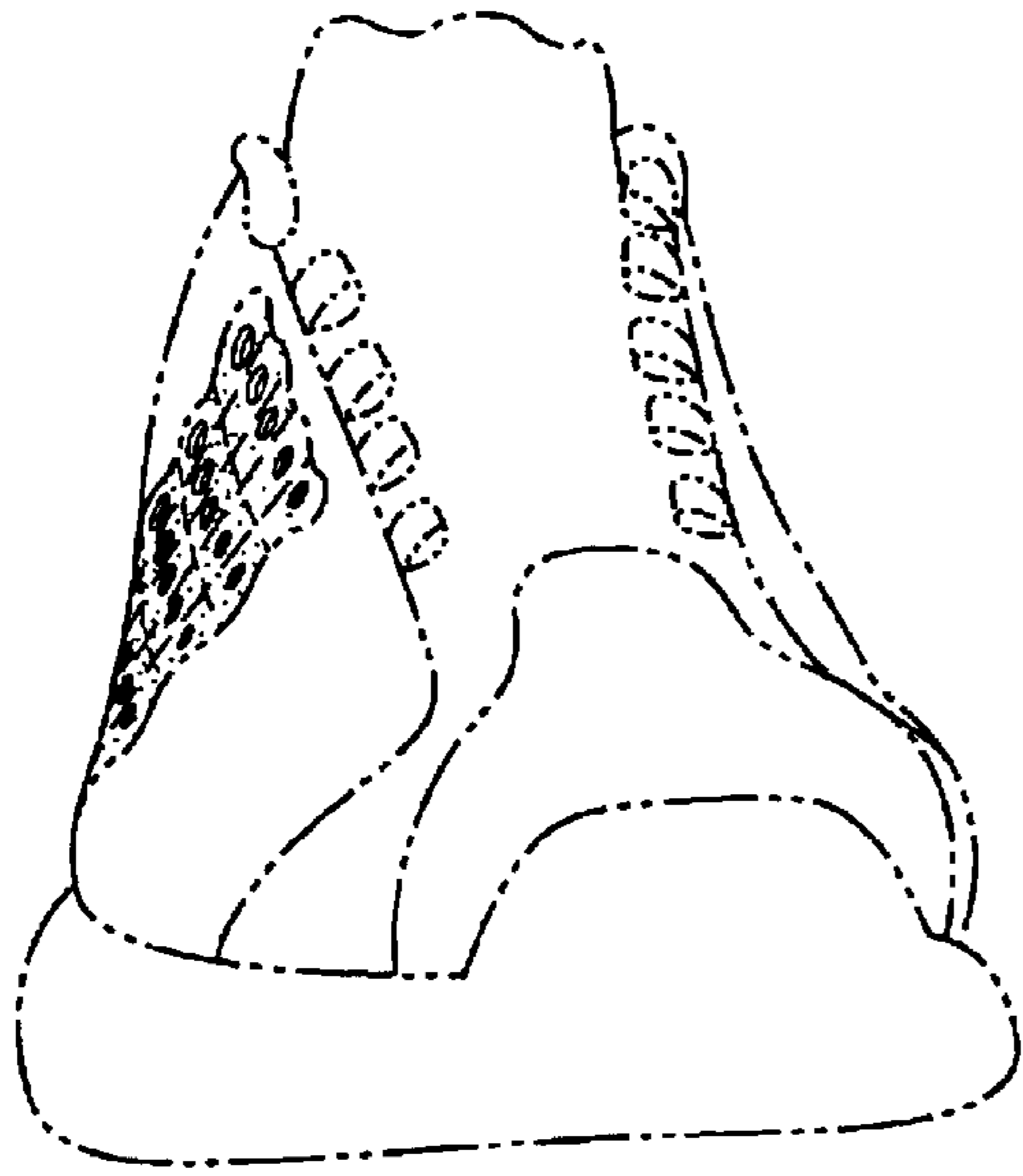


Fig. 3

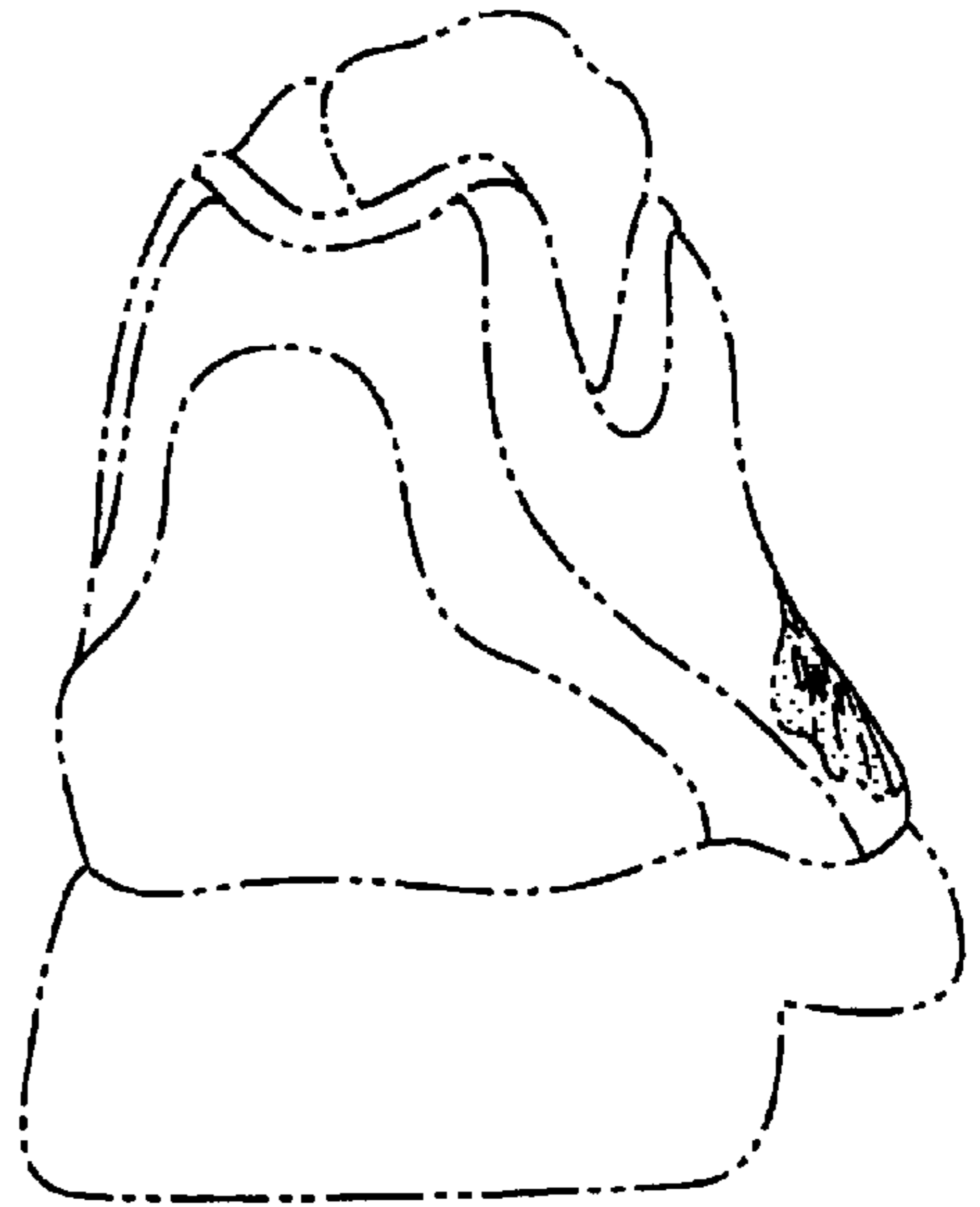


Fig. 4

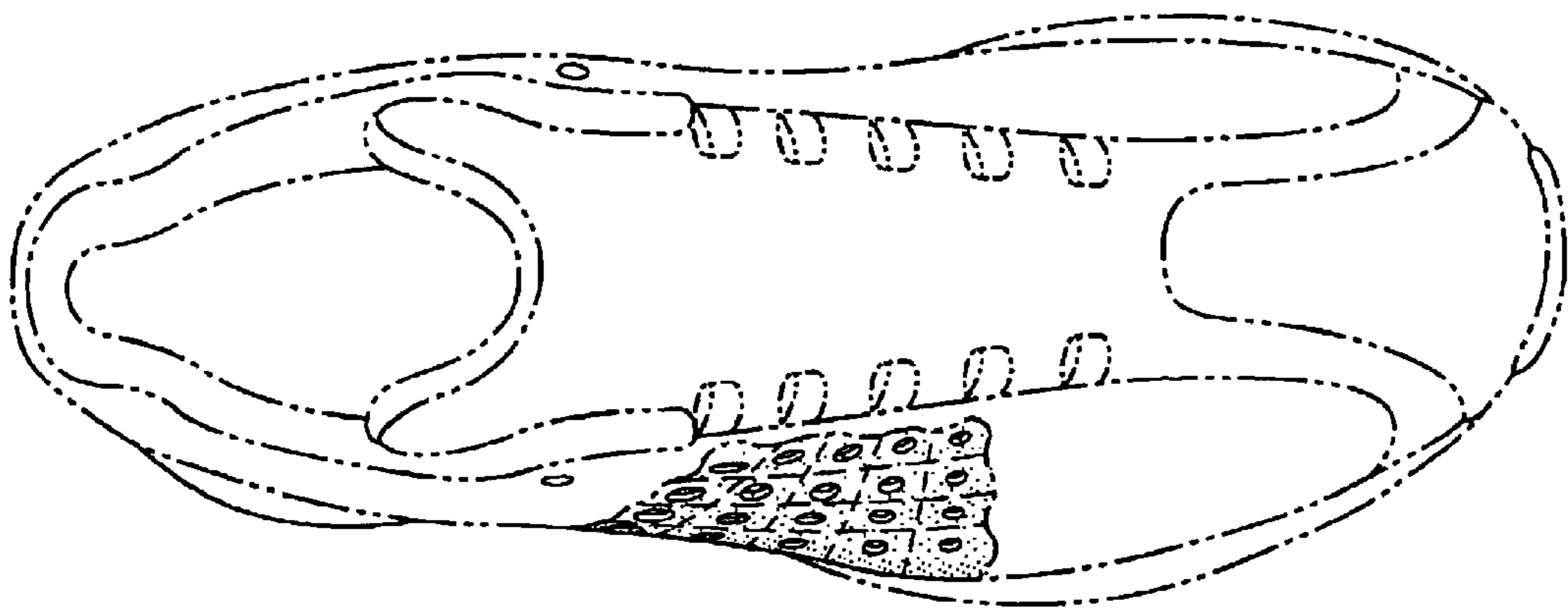


Fig. 5