



US00D490918S

(12) **United States Design Patent**  
**Saunders**

(10) **Patent No.:** **US D490,918 S**

(45) **Date of Patent:** **\*\* Jun. 1, 2004**

(54) **FLASHLIGHT**

(75) **Inventor:** **James Saunders, Memphis, TN (US)**

(73) **Assignee:** **Great Neck Saw Manufacturers, Inc.,  
Mineola, NY (US)**

(\*\*) **Term:** **14 Years**

(21) **Appl. No.:** **29/159,633**

(22) **Filed:** **Apr. 26, 2002**

**Related U.S. Application Data**

(63) Continuation-in-part of application No. 29/152,181, filed on Nov. 13, 2001, and a continuation-in-part of application No. 29/149,126, filed on Oct. 4, 2001.

(51) **LOC (7) Cl.** ..... **26-02**

(52) **U.S. Cl.** ..... **D26/37**

(58) **Field of Search** ..... D26/37-50; 362/157,  
362/158, 171, 172, 173, 183-208

(56) **References Cited**

**U.S. PATENT DOCUMENTS**

D263,170 S 2/1982 Maglica

D353,216 S 12/1994 Sharrah  
D363,361 S 10/1995 Maglica  
D367,721 S 3/1996 Maglica  
D454,217 S \* 3/2002 Saunders ..... D26/49  
D478,391 S \* 8/2003 Saunders ..... D26/49

\* cited by examiner

*Primary Examiner*—Marcus A. Jackson  
(74) *Attorney, Agent, or Firm*—Joseph J. Previto

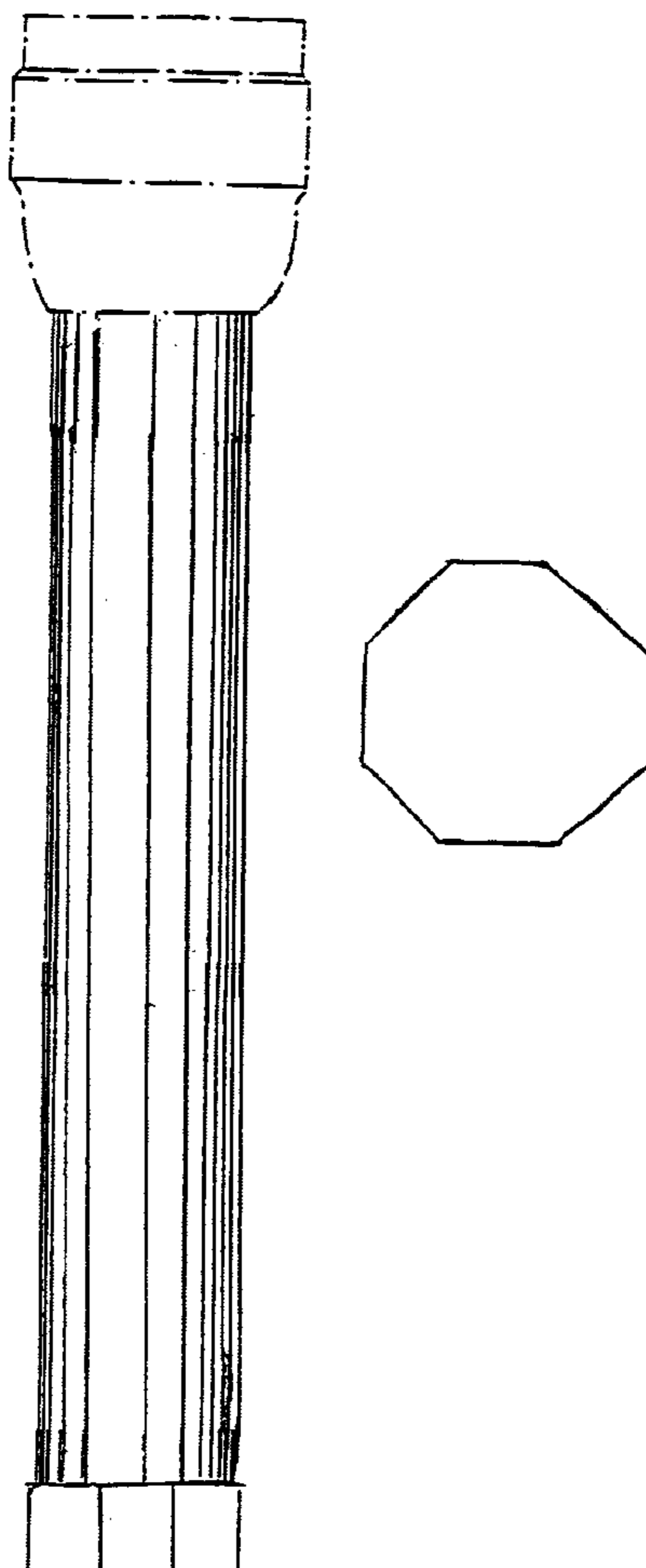
(57) **CLAIM**

The ornamental design of a flashlight, as shown and described.

**DESCRIPTION**

FIG. 1 is a plan view of a flashlight showing my new design.  
FIG. 2 is a rear view thereof.  
FIG. 3 is a plan view of another embodiment of the present invention.  
FIG. 4 is a plan view of another embodiment of the present invention.

**1 Claim, 1 Drawing Sheet**



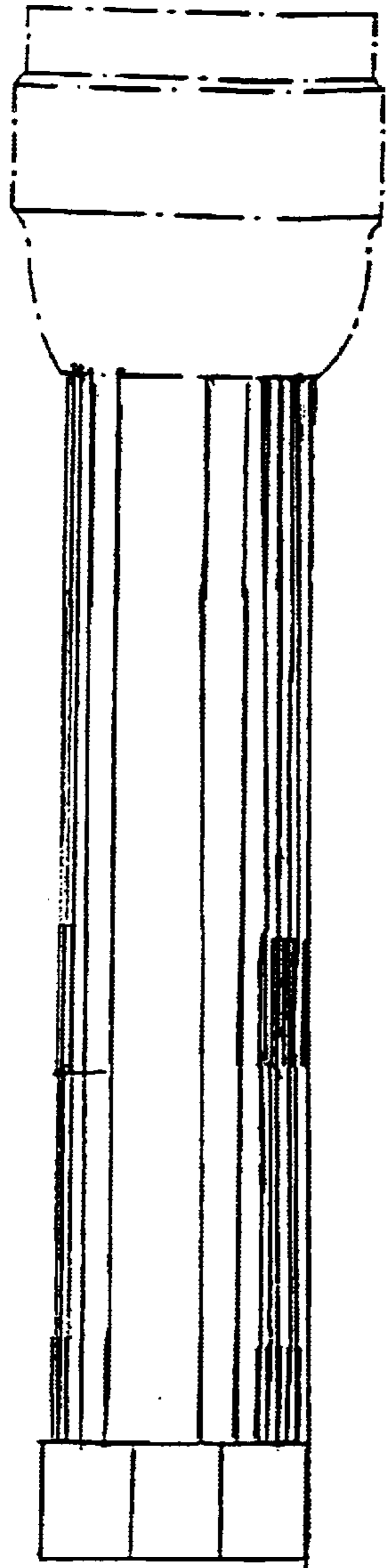


FIG. 3

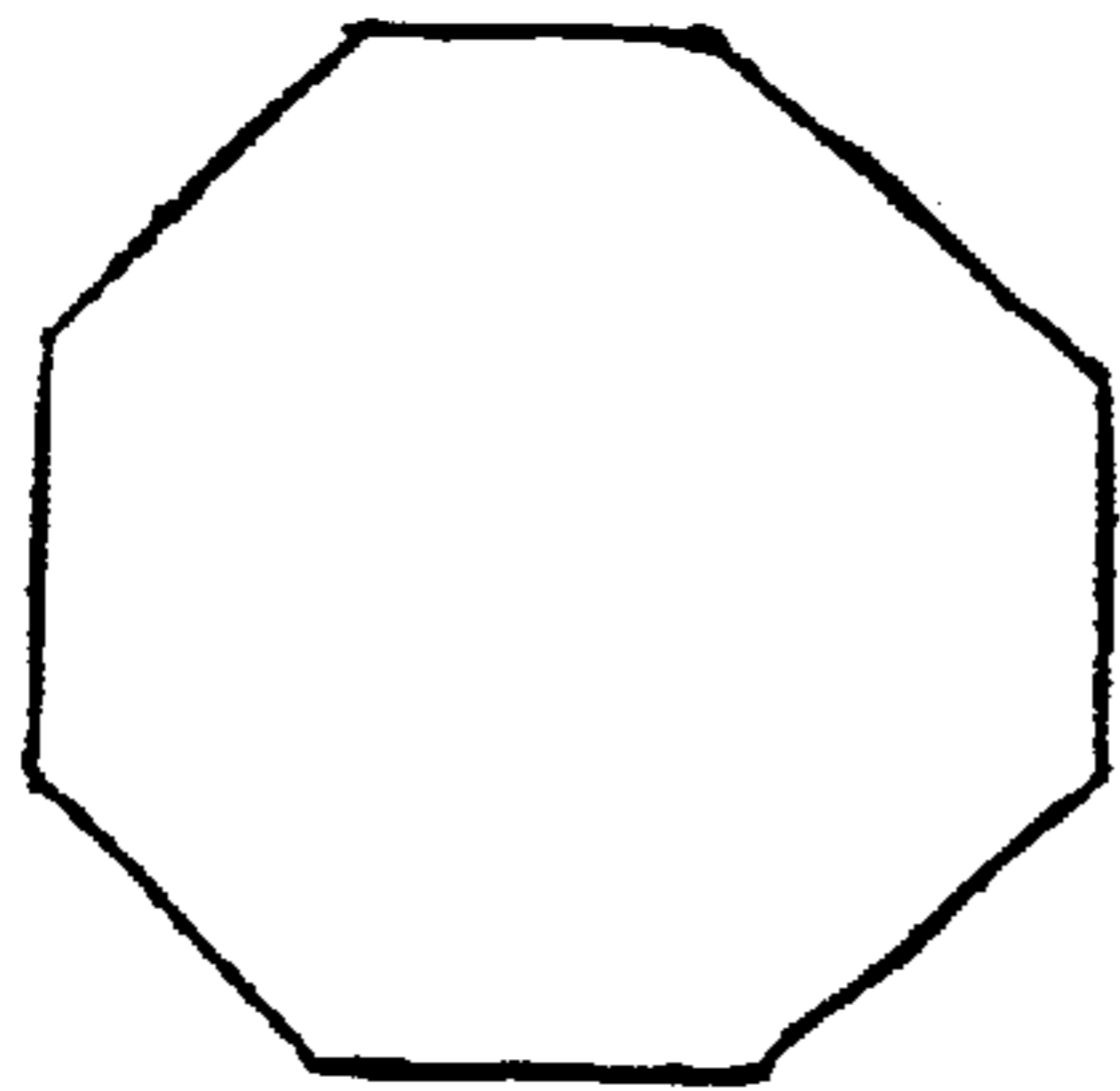


FIG. 2

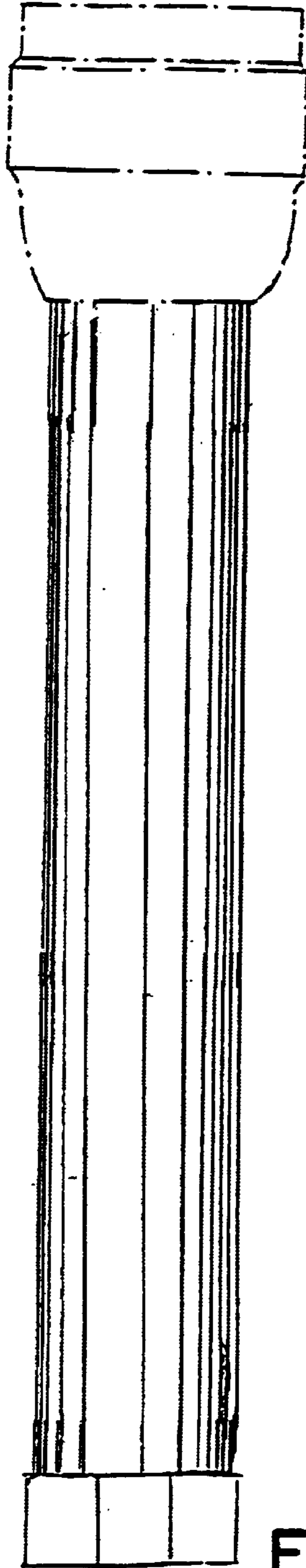


FIG. 1

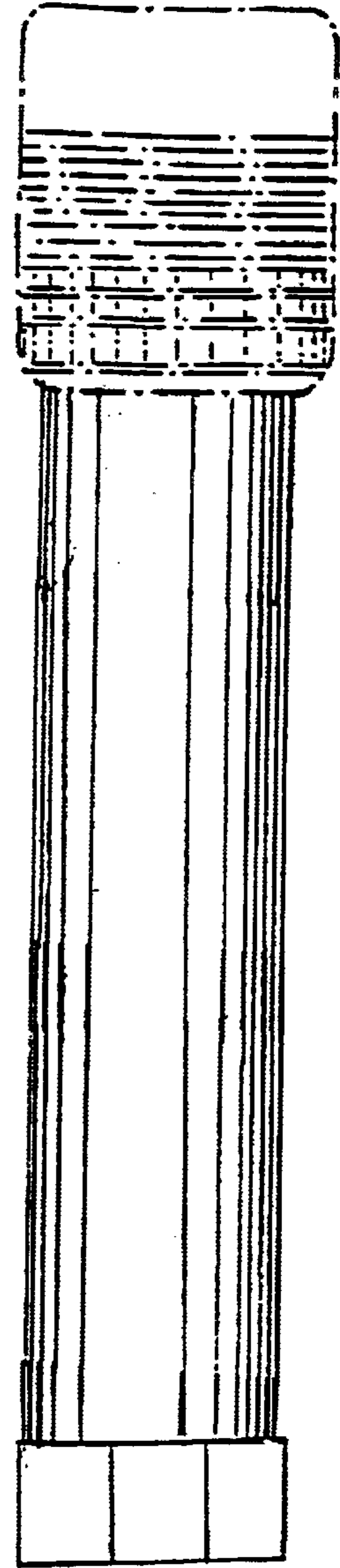


FIG. 4