



US00D490902S

(12) **United States Design Patent**
Pitzen

(10) **Patent No.:** **US D490,902 S**

(45) **Date of Patent:** **** Jun. 1, 2004**

(54) **ELECTRODE FOR STIMULATING THE SKIN**

(75) **Inventor:** **Sylvester A. Pitzen**, Phoenix, AZ (US)

(73) **Assignee:** **Sono Therapy Institute, Inc.**, Phoenix, AZ (US)

(**) **Term:** **14 Years**

(21) **Appl. No.:** **29/182,984**

(22) **Filed:** **Jun. 4, 2003**

Related U.S. Application Data

(62) Division of application No. 29/149,473, filed on Oct. 10, 2001.

(51) **LOC (7) Cl.** **24-01**

(52) **U.S. Cl.** **D24/200**

(58) **Field of Search** D24/200, 187;
606/41, 45; 607/116, 119, 138; 128/916;
600/453

(56) **References Cited**

U.S. PATENT DOCUMENTS

3,532,095 A * 10/1970 Merrick et al. 606/45

5,697,966 A * 12/1997 Boutos 607/138
5,875,778 A * 3/1999 Vroegop 607/138
6,038,480 A * 3/2000 Hrdlicka et al. 607/116
6,151,527 A * 11/2000 Boutos 607/138
6,162,219 A * 12/2000 Nilsson et al. 606/41
6,529,777 B1 * 3/2003 Holmstrom et al. 607/119

* cited by examiner

Primary Examiner—Stella Reid

(74) *Attorney, Agent, or Firm*—Meschkow Gresham, PLC

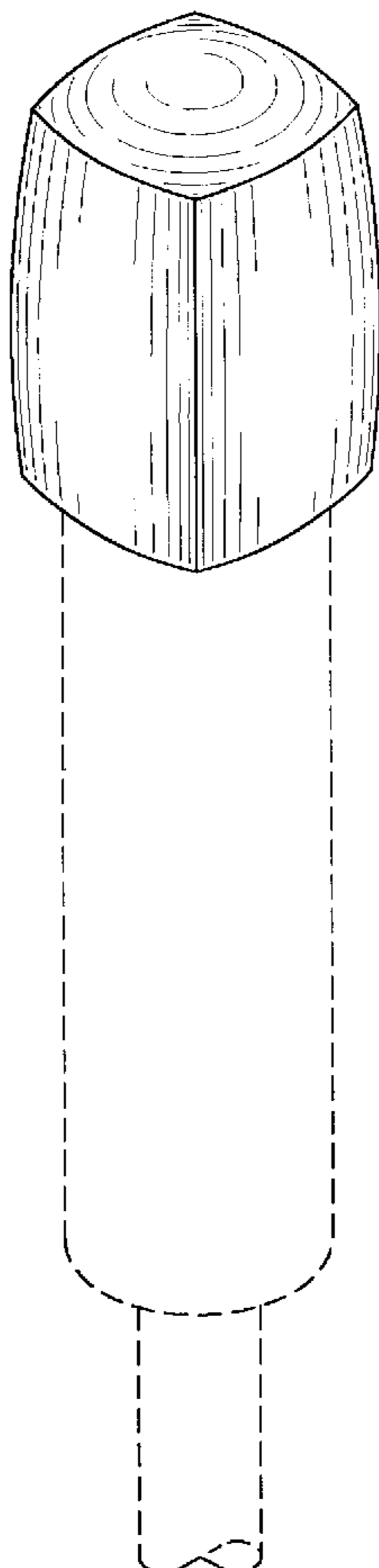
(57) **CLAIM**

The ornamental design for an electrode for stimulating the skin, as shown and described.

DESCRIPTION

FIG. 1 is a perspective view of an electrode for stimulating the skin, showing my new design; FIG. 2 is a front view thereof; FIG. 3 is a top plan view thereof; FIG. 4 is a left side view thereof; FIG. 5 is a rear view thereof; and, FIG. 6 is a right side view thereof. The broken line showing of the cable and sheath in FIGS. 1, 2 and 4–6 is for illustrative purposes only and forms no part of the claimed design.

1 Claim, 3 Drawing Sheets



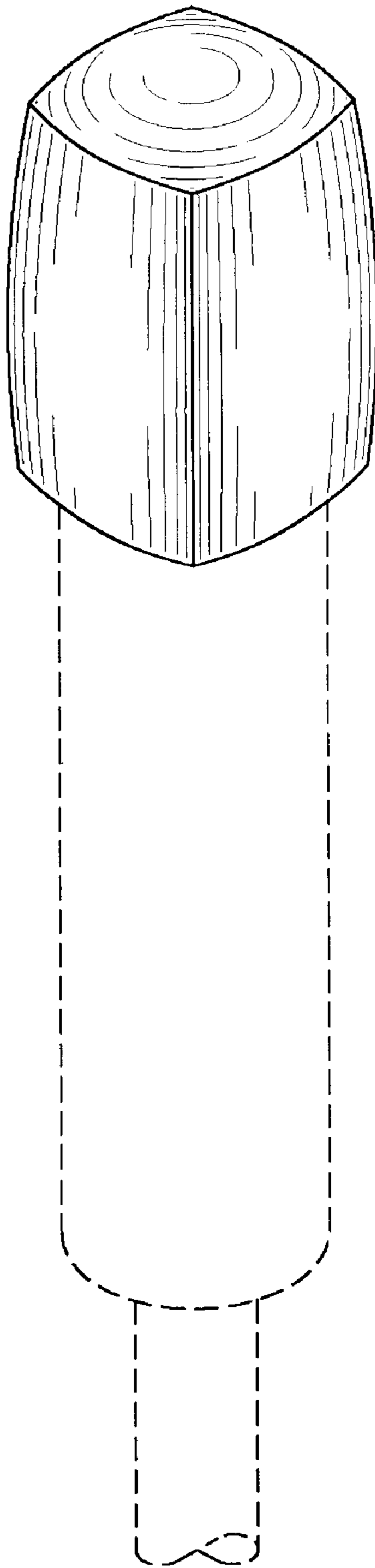


FIG. 1




FIG. 2

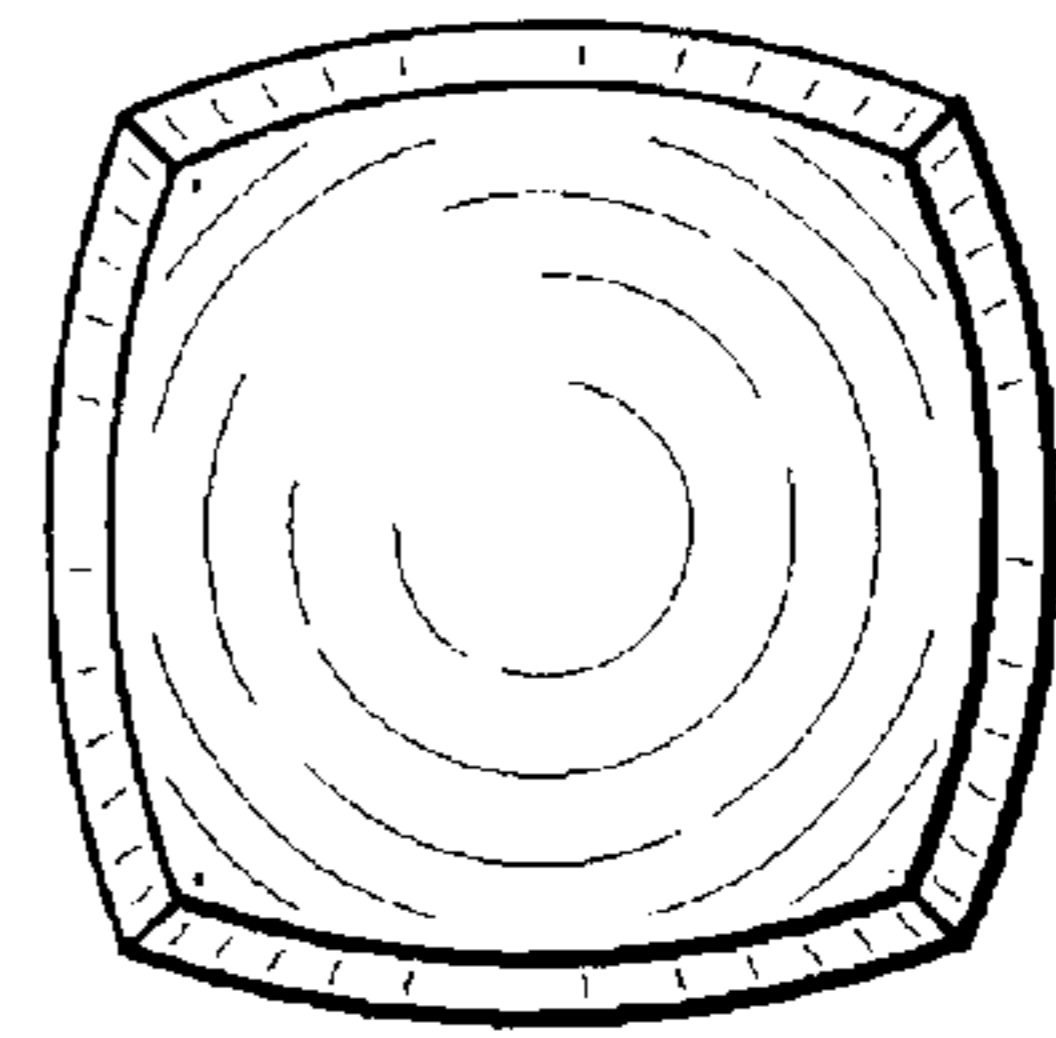


FIG. 3




FIG. 4




FIG. 5

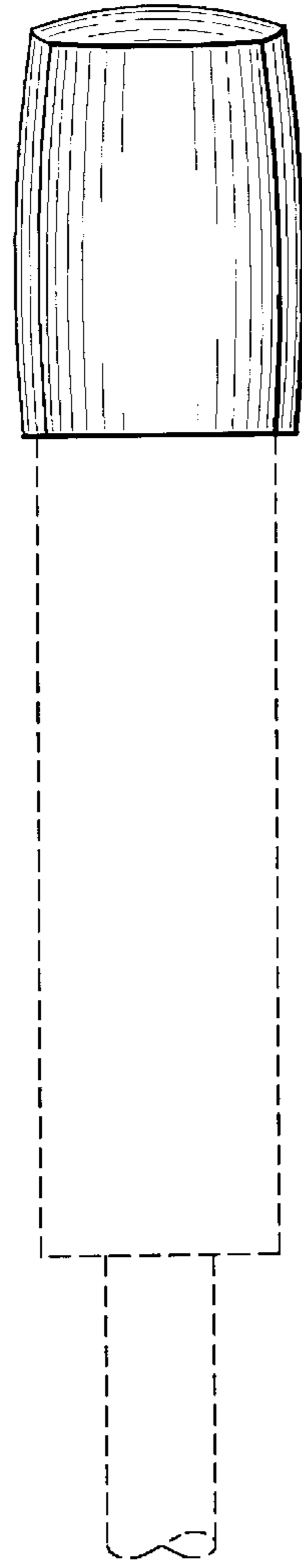


FIG. 6