



US00D490849S

(12) **United States Design Patent**
Katami

(10) **Patent No.:** **US D490,849 S**

(45) **Date of Patent:** **** Jun. 1, 2004**

(54) **BALL POINT PEN**

(75) Inventor: **Kazunori Katami**, Tsurugashima (JP)

(73) Assignee: **Tombow Pencil Co., Ltd.**, Tokyo (JP)

(**) Term: **14 Years**

(21) Appl. No.: **29/182,839**

(22) Filed: **Jun. 3, 2003**

(30) **Foreign Application Priority Data**

Dec. 6, 2002 (JP) 2002-033834

(51) **LOC (7) Cl.** **19-06**

(52) **U.S. Cl.** **D19/49; D19/48; D19/56**

(58) **Field of Search** D19/35, 36, 41-51,
D19/53-58, 81-85; 401/17, 18, 6, 29-34,
99-101, 103-106, 107-110, 111-117, 209,
84; 24/11 R, 11 F, 11 PP, 10 R

(56) **References Cited**

U.S. PATENT DOCUMENTS

D105,622 S	*	8/1937	Trolleu	D19/49
2,501,612 A	*	3/1950	Nielsen	401/84
D207,563 S	*	5/1967	Bailey, Jr.	D19/36
D232,267 S	*	7/1974	Zepell	D19/49
D238,359 S	*	1/1976	Zepell	D19/48

D252,690 S	*	8/1979	Wong	D19/36
D284,774 S	*	7/1986	Ludvig et al.	D19/49
4,815,880 A	*	3/1989	Sekiguchi	401/6
D322,282 S	*	12/1991	Mishima	D19/53
D342,088 S	*	12/1993	Sonntag et al.	D19/48
D357,278 S	*	4/1995	Turney	D19/56

* cited by examiner

Primary Examiner—Martie K. Holtje

(74) *Attorney, Agent, or Firm*—Birch, Stewart Kolasch & Birch, LLP

(57) **CLAIM**

The ornamental design for a ball point pen, as shown and described.

DESCRIPTION

FIG. 1 is a front view of the ball point pen showing my new design;

FIG. 2 is a right side view thereof, the left side view being a mirror image thereof;

FIG. 3 is a rear view thereof;

FIG. 4 is a top view thereof;

FIG. 5 is a bottom view thereof;

FIG. 6 is a front view showing the ball point pen in a status during use; and,

FIG. 7 is a perspective view of the ball point pen.

1 Claim, 2 Drawing Sheets






Fig. 2

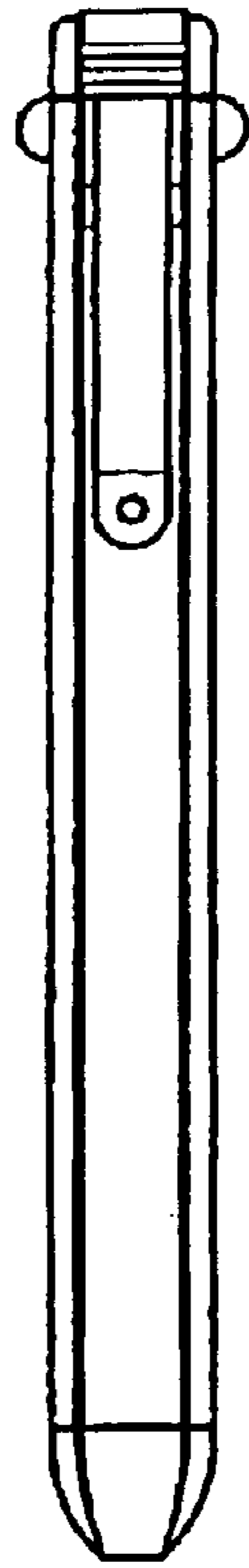


Fig. 1



Fig. 3



Fig. 4



Fig. 5

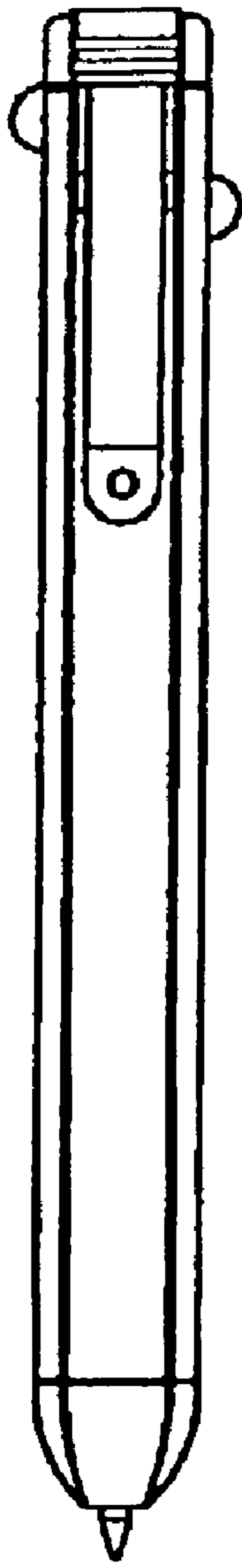


Fig. 6

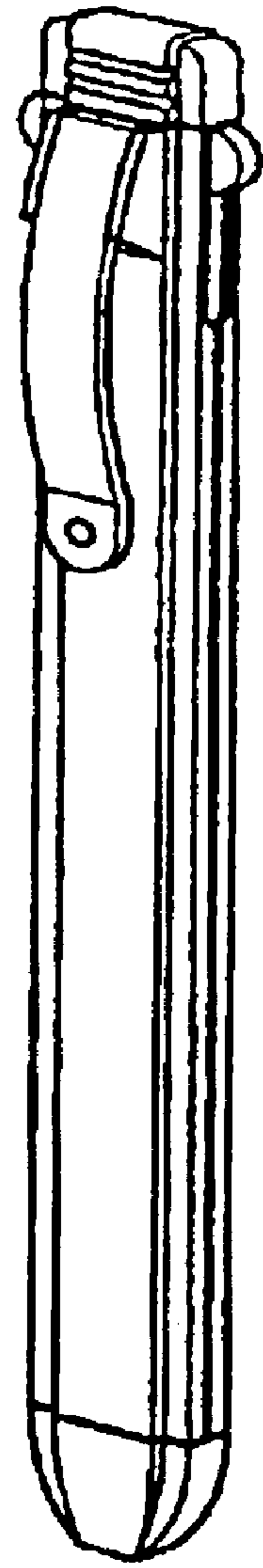


Fig. 7