



US00D490845S

(12) **United States Design Patent**  
**Fukushima**

(10) **Patent No.:** **US D490,845 S**

(45) **Date of Patent:** **\*\* Jun. 1, 2004**

(54) **PRINTER**

(75) Inventor: **Hiroyuki Fukushima**, Tokyo (JP)

(73) Assignee: **Canon Kabushiki Kaisha**, Tokyo (JP)

(\*\*) Term: **14 Years**

(21) Appl. No.: **29/177,559**

(22) Filed: **Mar. 13, 2003**

(30) **Foreign Application Priority Data**

Sep. 20, 2002 (JP) ..... 2002-025770

(51) **LOC (7) Cl.** ..... **14-02**

(52) **U.S. Cl.** ..... **D18/50**

(58) **Field of Search** ..... D18/50, 53, 54,  
D18/55, 36-39; D14/462-470, 420-425;  
400/613, 613.1-613.4, 691-694, 690.1-690.4;  
355/78; D16/237

(56) **References Cited**

**U.S. PATENT DOCUMENTS**

D299,346 S \* 1/1989 Lehman et al. .... D18/54  
D304,184 S \* 10/1989 Watanabe ..... D14/462

4,904,100 A \* 2/1990 Enix ..... 400/613  
D322,982 S \* 1/1992 Tashiro ..... D18/54  
D329,862 S \* 9/1992 Watanabe et al. .... D18/50  
D338,271 S \* 8/1993 Yoshikawa et al. .... D18/50  
D341,585 S \* 11/1993 Tu ..... D14/462  
D352,057 S \* 11/1994 Tashiro ..... D18/50

\* cited by examiner

*Primary Examiner*—Cathy Anne MacCormac

(74) *Attorney, Agent, or Firm*—Fitzpatrick, Cella, Harper & Scinto

(57) **CLAIM**

The ornamental design for a printer, as shown and described.

**DESCRIPTION**

FIG. 1 is a front view of a printer showing my new design;  
FIG. 2 is a rear view thereof;  
FIG. 3 is a top plan view thereof;  
FIG. 4 is a bottom plan view thereof;  
FIG. 5 is a left side view thereof;  
FIG. 6 is a right side view thereof; and,  
FIG. 7 is a perspective view thereof.

**1 Claim, 5 Drawing Sheets**

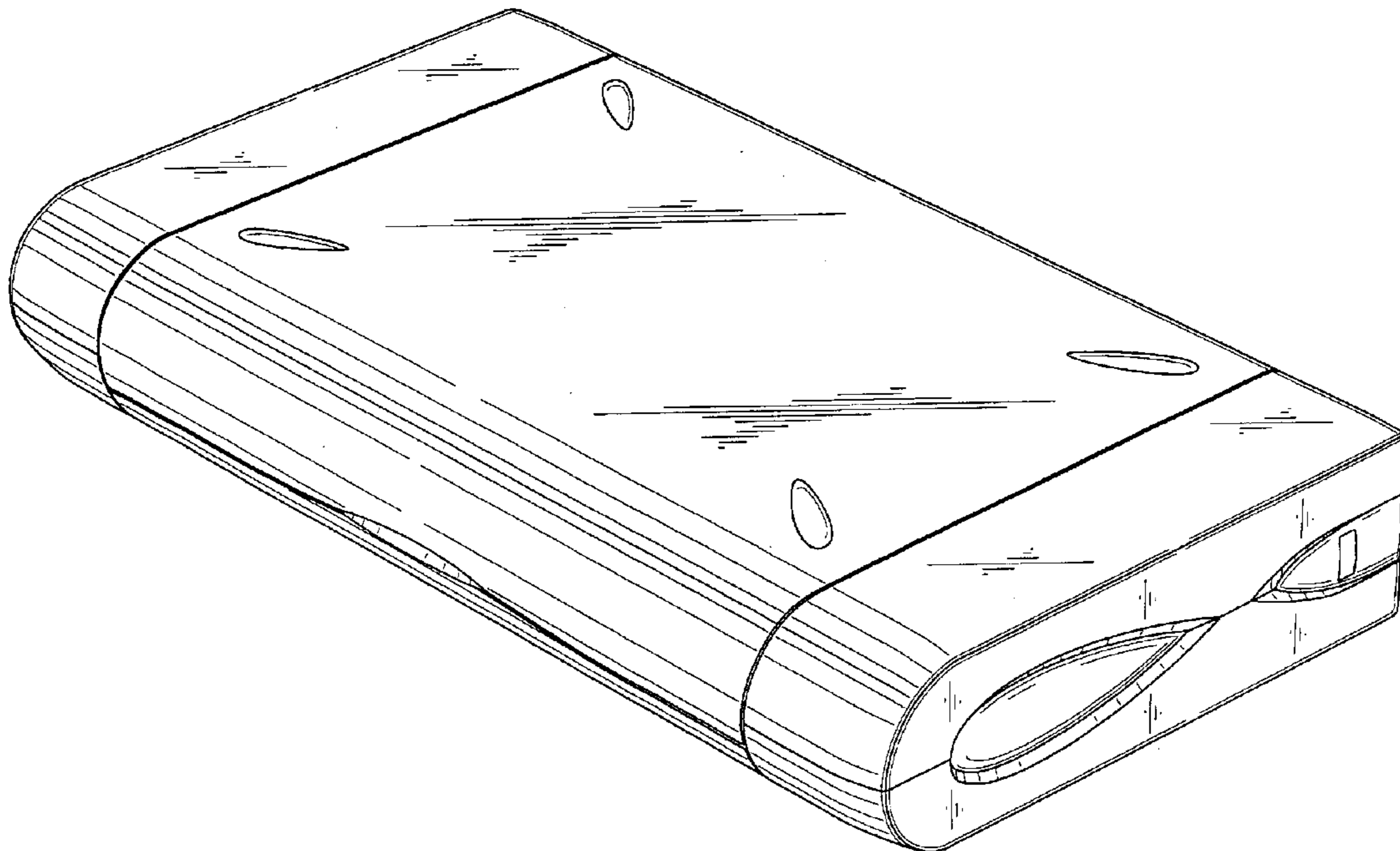


FIG. 1




FIG. 2

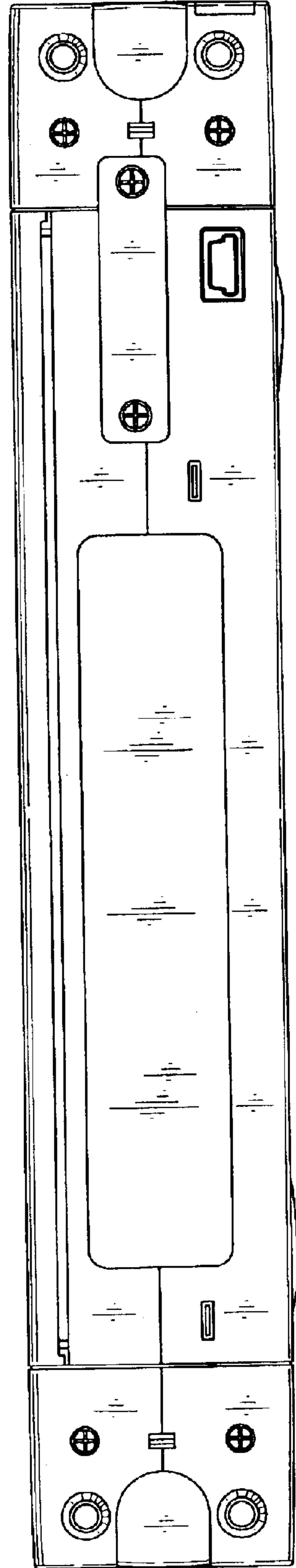


FIG. 3

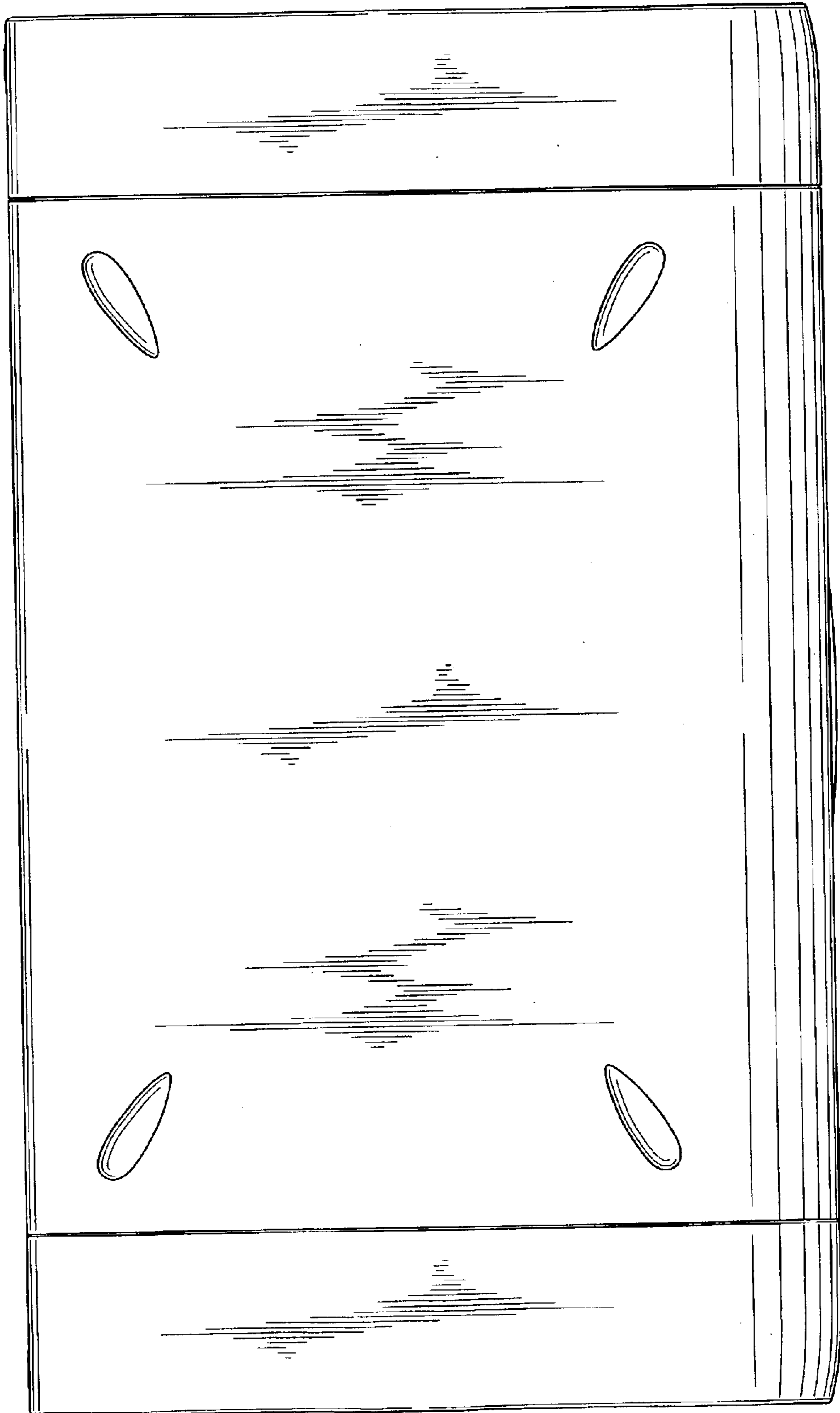
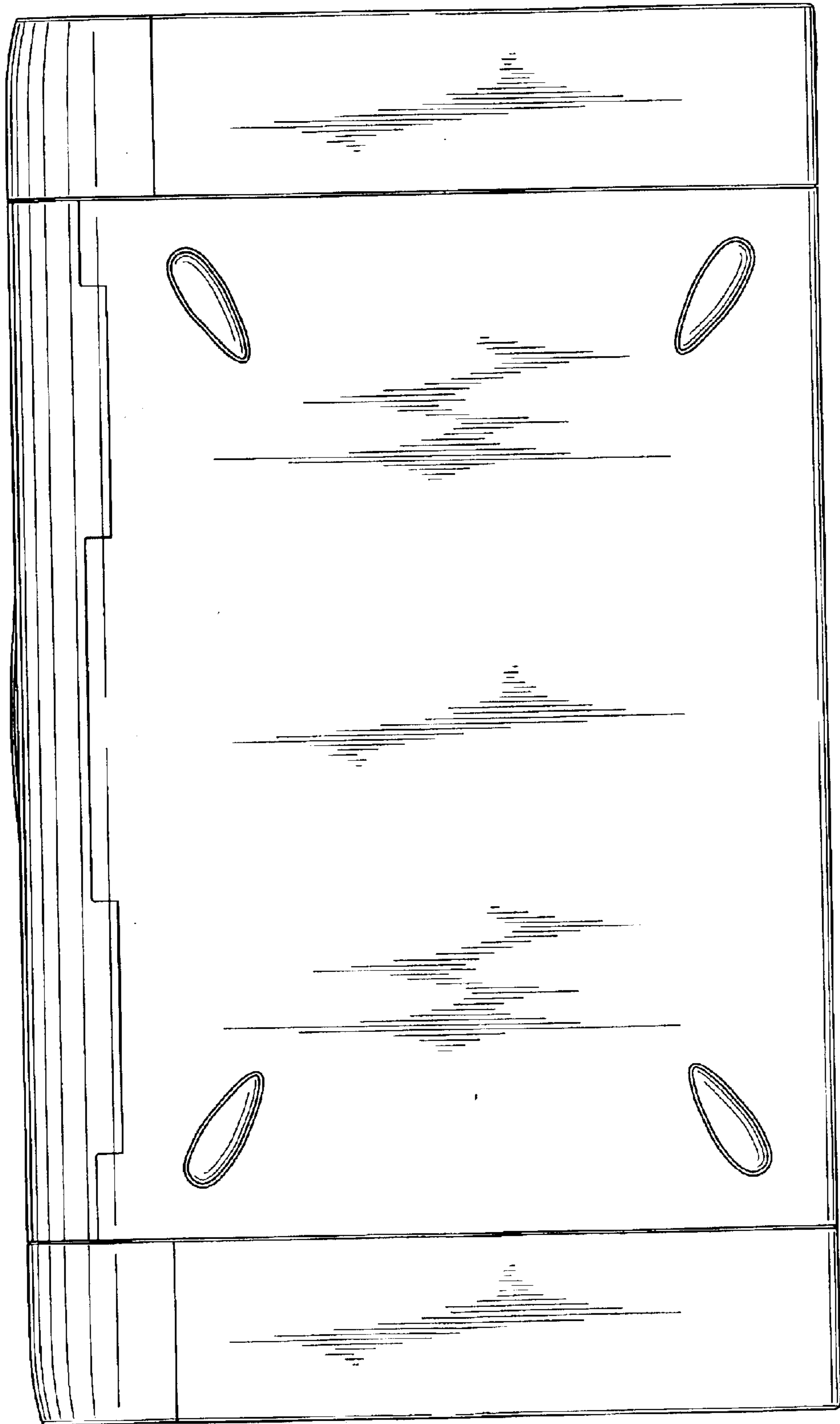
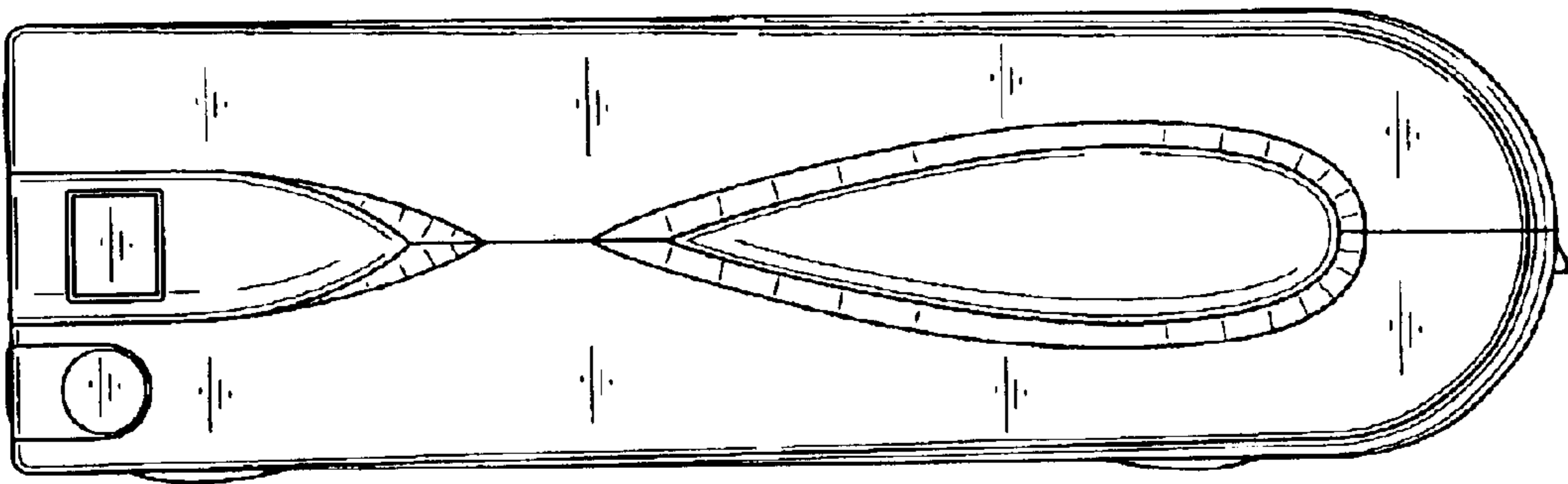


FIG. 4



**FIG. 5**



**FIG. 6**

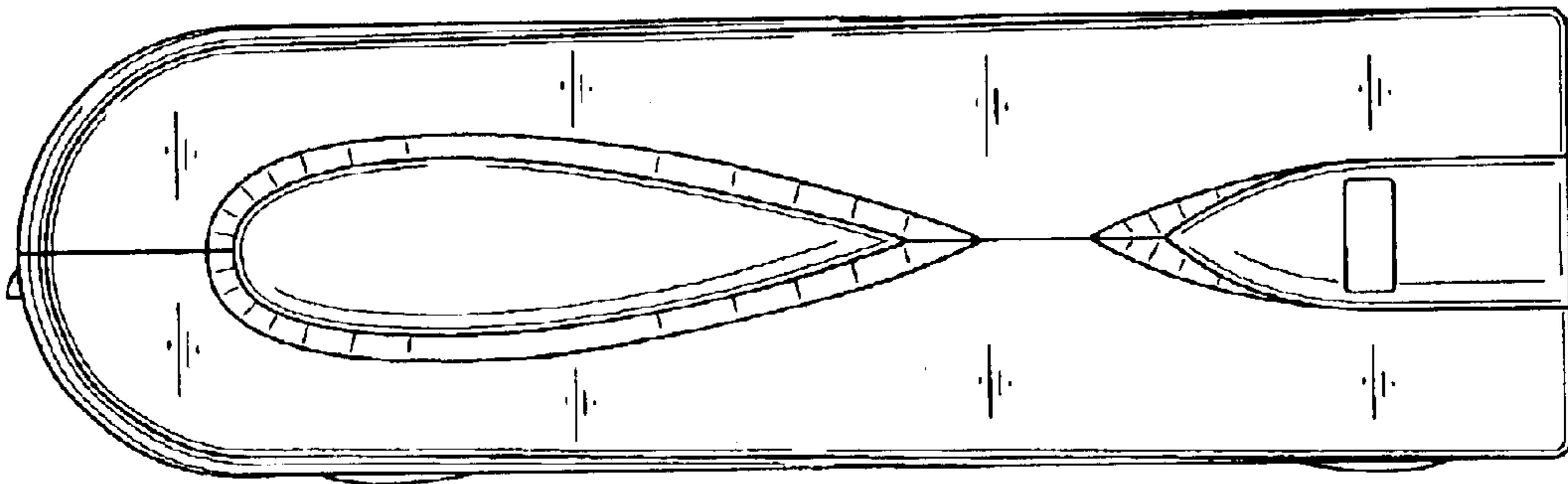


FIG. 7

