



US00D490842S

(12) **United States Design Patent**
Kamiya et al.

(10) **Patent No.:** **US D490,842 S**

(45) **Date of Patent:** **** Jun. 1, 2004**

(54) **LABEL PRINTER**

(75) Inventors: **Susumu Kamiya**, Kanagawa (JP);
Masaki Ogino, Tokyo (JP)

(73) Assignee: **Casio Keisanki Kabushiki Kaisha**,
Tokyo (JP)

(**) Term: **14 Years**

(21) Appl. No.: **29/177,495**

(22) Filed: **Mar. 11, 2003**

(51) **LOC (7) Cl.** **18-02**

(52) **U.S. Cl.** **D18/19**

(58) **Field of Search** D18/14-19, 50;
156/384; 400/613, 613.4, 691-694, 690.4;
D14/315-326, 399

(56) **References Cited**

U.S. PATENT DOCUMENTS

3,908,810 A	*	9/1975	Denley	400/613
D313,977 S	*	1/1991	Iino	D14/324
D356,817 S	*	3/1995	Onumata et al.	D18/19
D363,082 S	*	10/1995	Watanabe et al.	D18/19
D373,785 S	*	9/1996	Watanabe et al.	D18/19
D398,629 S	*	9/1998	Nakamura et al.	D18/19
D410,674 S	*	6/1999	Tanaka et al.	D18/19

D424,606 S	*	5/2000	Yatabe	D18/19
D444,494 S	*	7/2001	Shimoki et al.	D18/19
D457,912 S	*	5/2002	Shigemura et al.	D18/19
D477,629 S	*	7/2003	Hattori et al.	D18/19
D477,837 S	*	7/2003	Hattori et al.	D18/19

FOREIGN PATENT DOCUMENTS

GB 2093758 * 8/2000

* cited by examiner

Primary Examiner—Charles A. Rademaker

(74) *Attorney, Agent, or Firm*—Frishauf, Holtz, Goodman & Chick, P.C.


(57) **CLAIM**

The ornamental design for label printer, as shown.

DESCRIPTION

Fig. 1 is a bottom, front, right side perspective view of a label printer showing our new design; FIG. 2 is a front elevational view thereof; FIG. 3 is a rear elevational view thereof; FIG. 4 is a left side view thereof; FIG. 5 is a right side view thereof; FIG. 6 is a top plan view thereof; and, FIG. 7 is a bottom plan view thereof.

1 Claim, 7 Drawing Sheets






FIG. 1

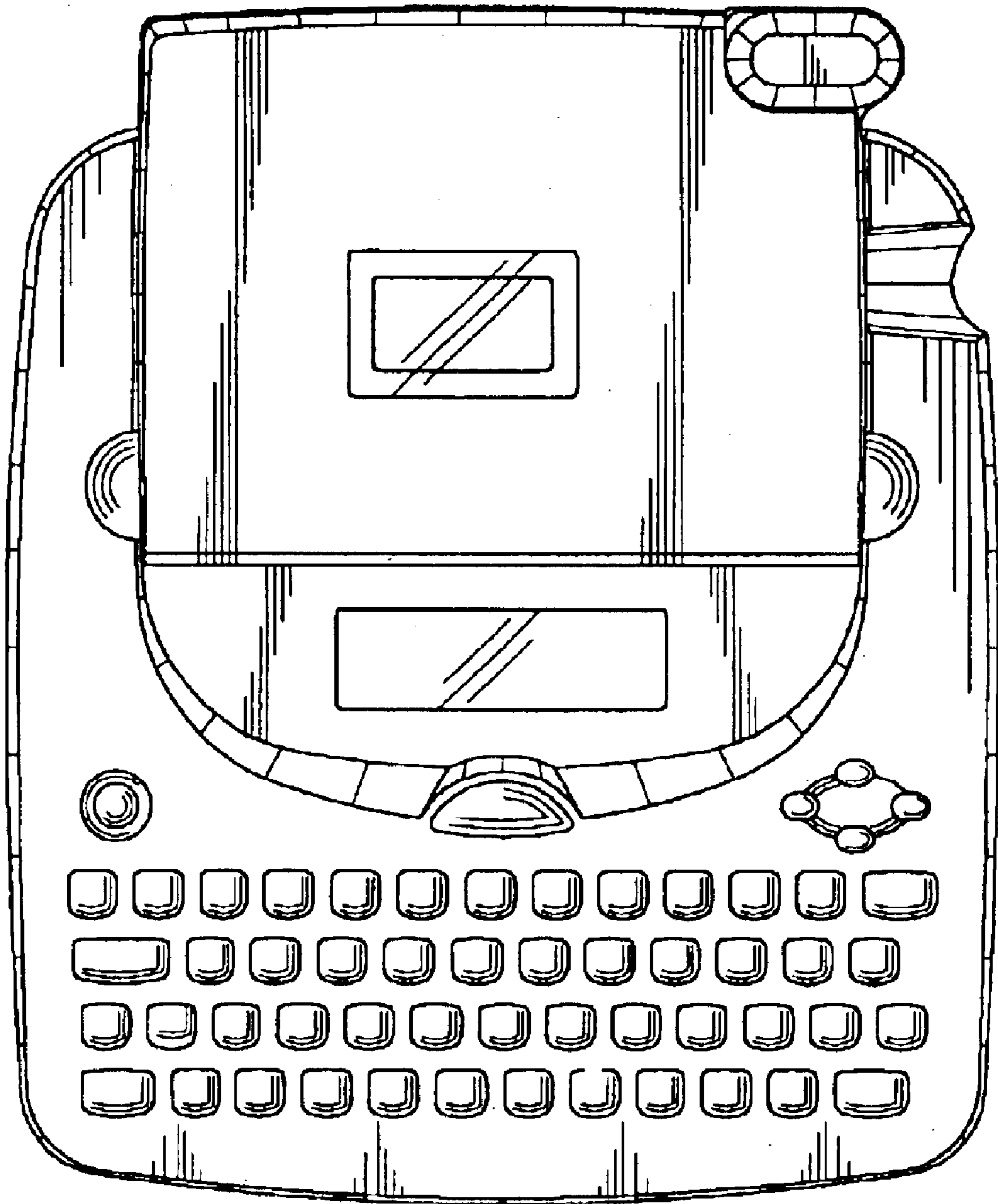


FIG. 2

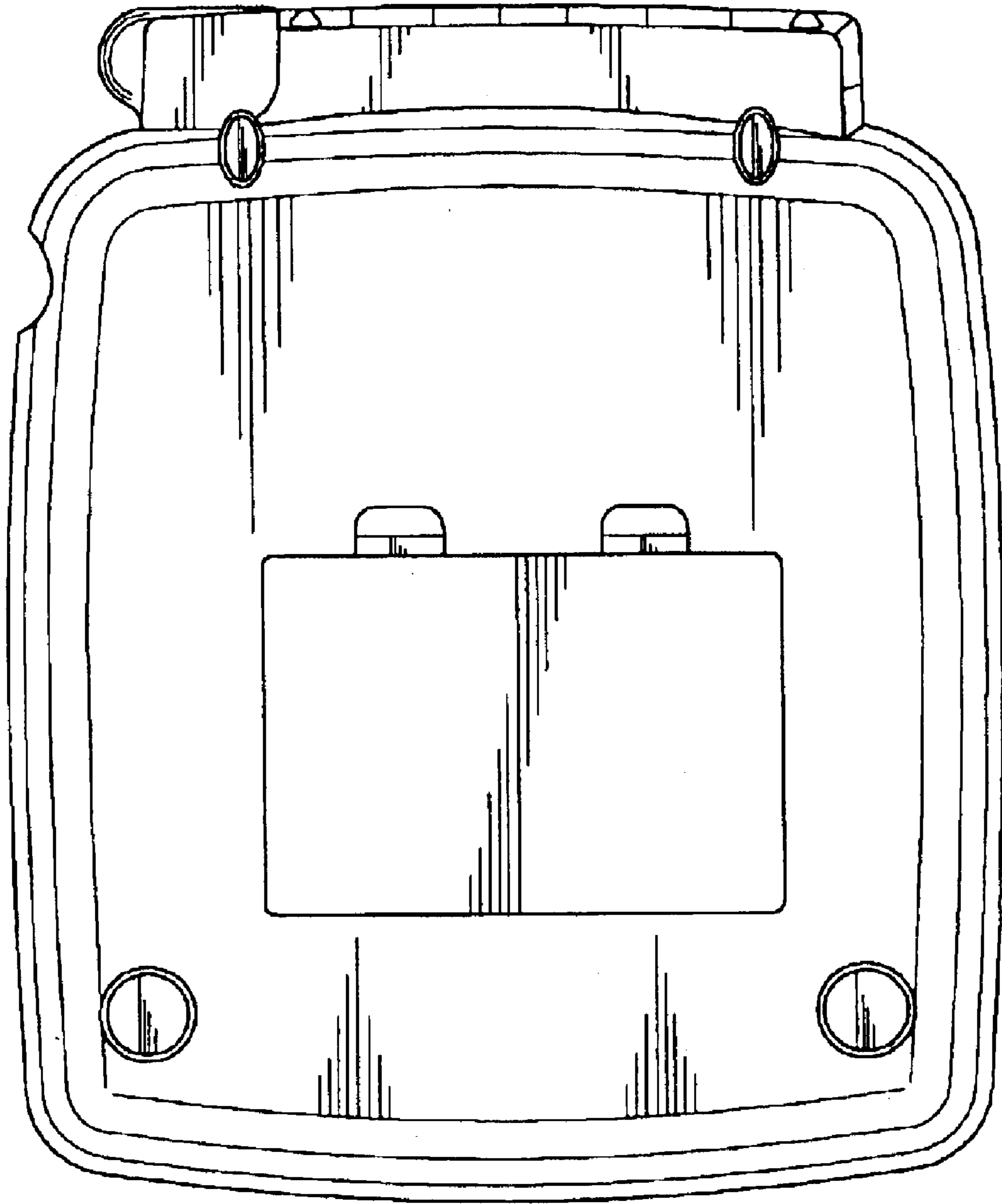


FIG. 3

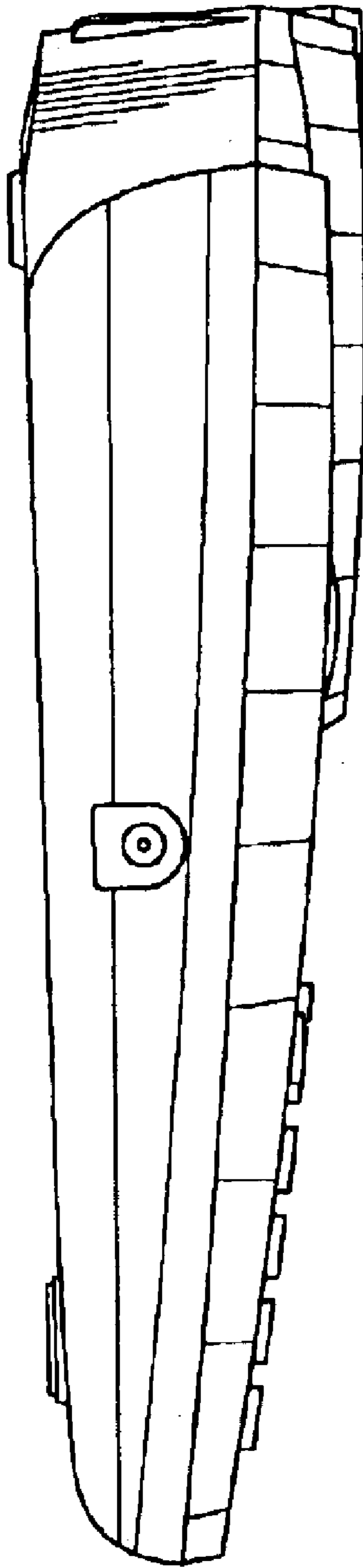


FIG. 4

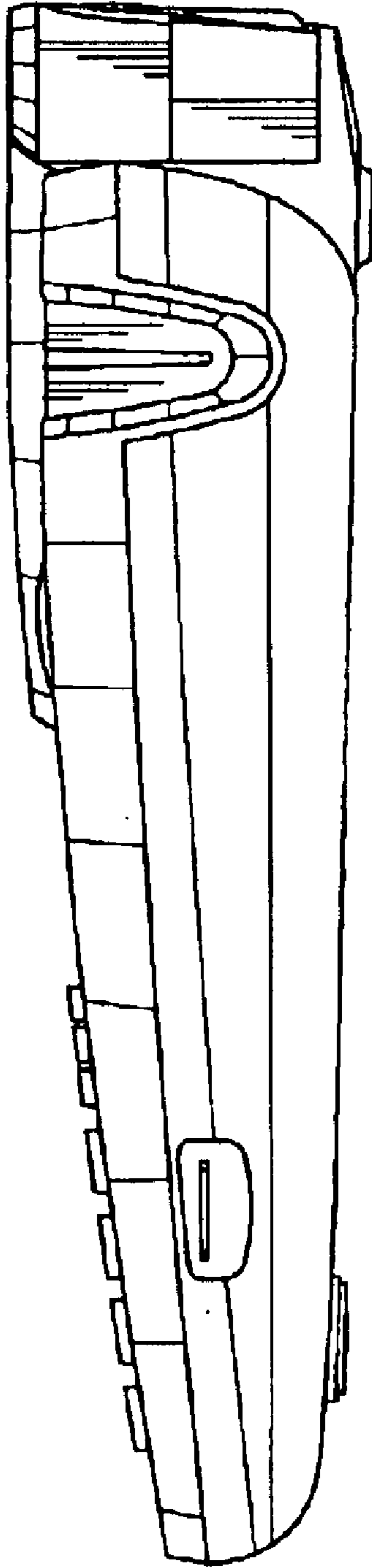


FIG. 5

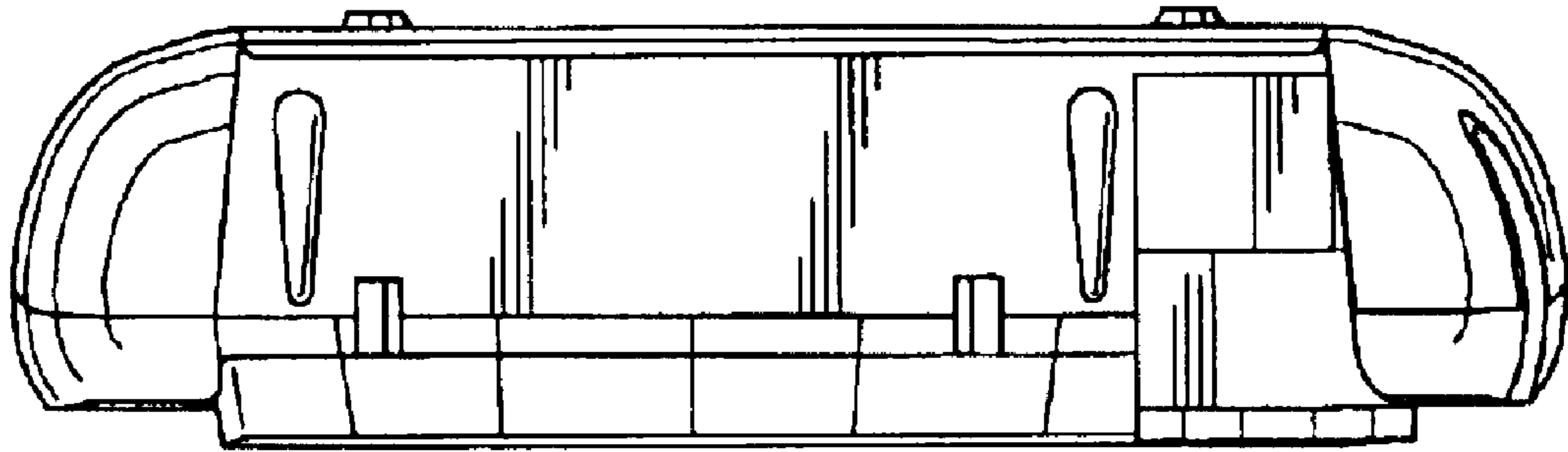


FIG. 6

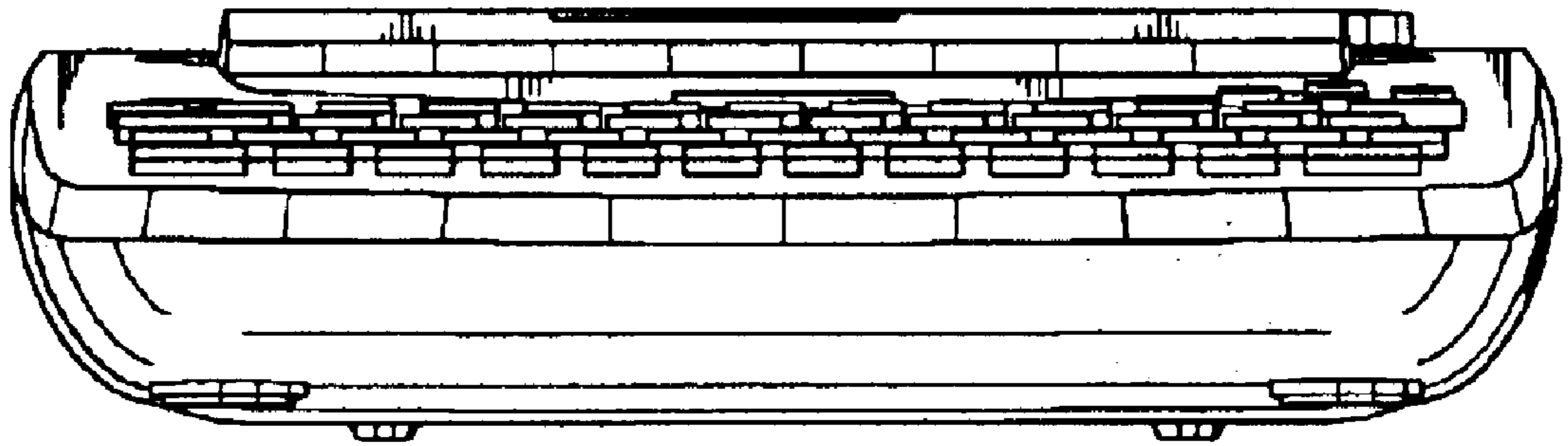


FIG. 7