



US00D490827S

(12) **United States Design Patent**
Okugawa

(10) **Patent No.:** **US D490,827 S**

(45) **Date of Patent:** **** Jun. 1, 2004**

(54) **ELECTROSTATIC CHUCK**

(75) **Inventor:** **Keisuke Okugawa, Aichi (JP)**

(73) **Assignee:** **NGK Spark Plug Co., Ltd., Aichi (JP)**

(**) **Term:** **14 Years**

(21) **Appl. No.:** **29/183,943**

(22) **Filed:** **Jun. 20, 2003**

(30) **Foreign Application Priority Data**

Dec. 20, 2002 (JP) 2002-035559

(51) **LOC (7) Cl.** **15-09**

(52) **U.S. Cl.** **D15/140**

(58) **Field of Search** D15/140; 361/230,
361/233, 234, 235; 279/128; D13/199;
269/8, 903

(56) **References Cited**

U.S. PATENT DOCUMENTS

5,535,090	A	*	7/1996	Sherman	361/234
5,656,093	A	*	8/1997	Burkhart et al.	118/728
5,825,607	A	*	10/1998	Burkhart	361/234
5,838,528	A	*	11/1998	Os et al.	361/234
D406,852	S	*	3/1999	Burkhart et al.	D15/140

D407,073	S	*	3/1999	Burkhart et al.	D13/199
D420,022	S	*	2/2000	Burkhart et al.	D15/140
D420,023	S	*	2/2000	Flanigan et al.	D15/140
D425,919	S	*	5/2000	Burkhart et al.	D15/140
6,081,414	A	*	6/2000	Flanigan et al.	361/234
6,595,506	B1	*	7/2003	Zide et al.	269/21

* cited by examiner

Primary Examiner—Lucy Lieberman

(74) *Attorney, Agent, or Firm*—Sughrue Mion, PLLC

(57) **CLAIM**

The ornamental design for a electrostatic chuck, as shown and described.

DESCRIPTION

FIG. 1 is a perspective view of the top, front and right side of an electrostatic chuck showing my new design;
 FIG. 2 is a front elevational view thereof, the rear elevational view being a mirror image thereof;
 FIG. 3 is a right side elevational view thereof;
 FIG. 4 is a left side elevational view thereof;
 FIG. 5 is a top plan view thereof;
 FIG. 6 is a bottom plan view thereof; and,
 FIG. 7 is a sectional view taking along the line 7—7 in FIG. 5.

1 Claim, 3 Drawing Sheets

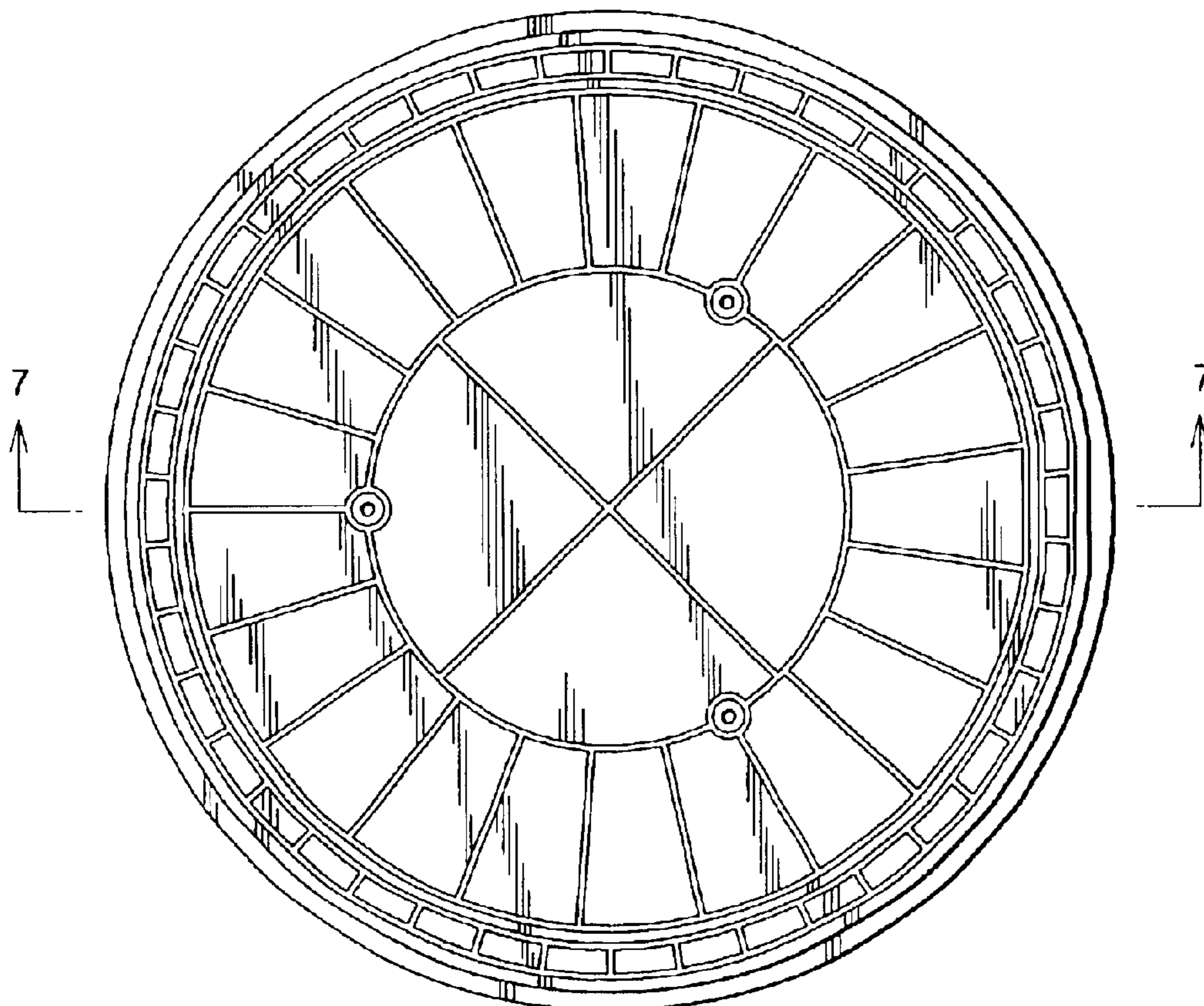


FIG.1

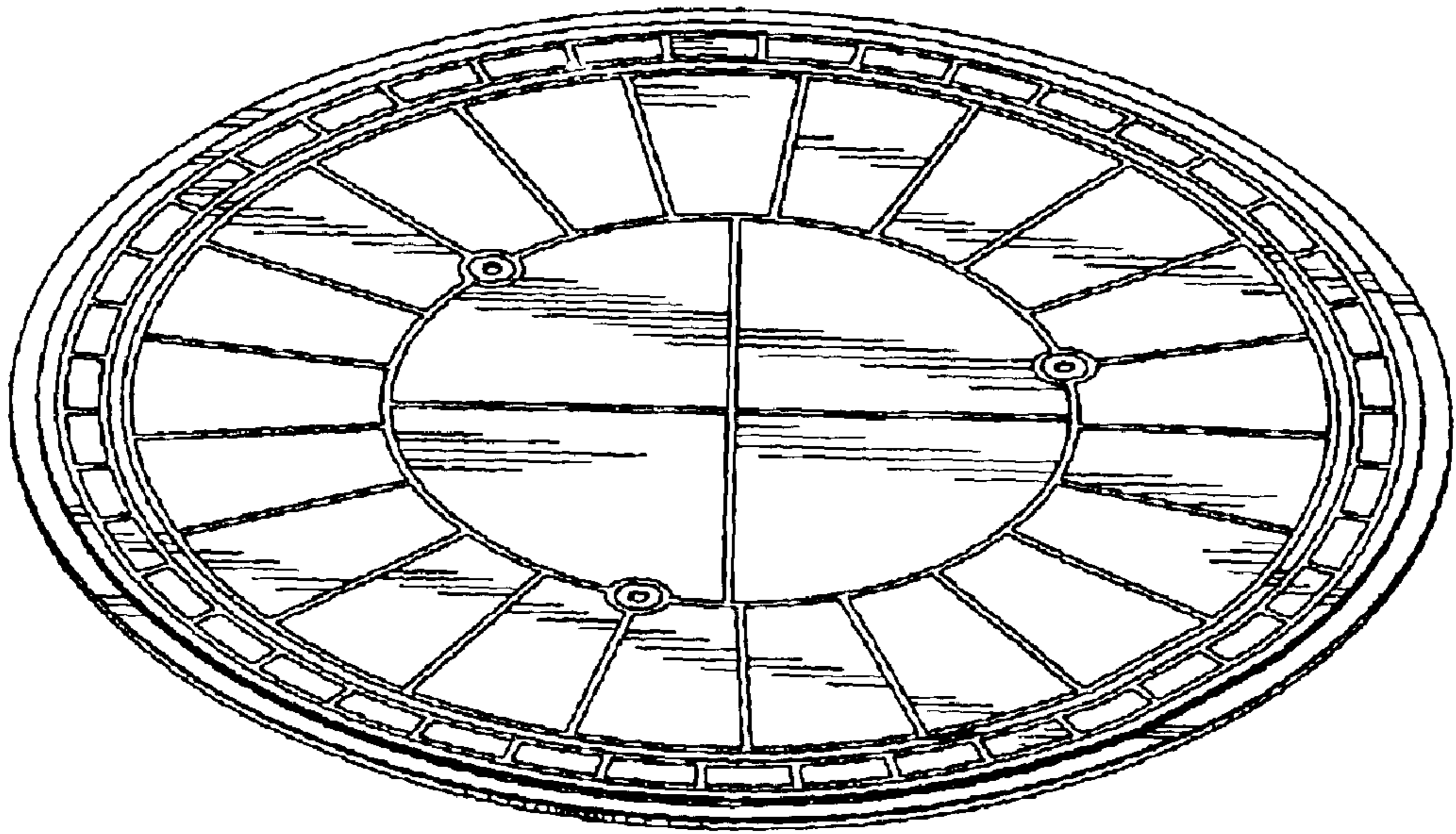


FIG.2




FIG.3



FIG.4



FIG.5




FIG.6

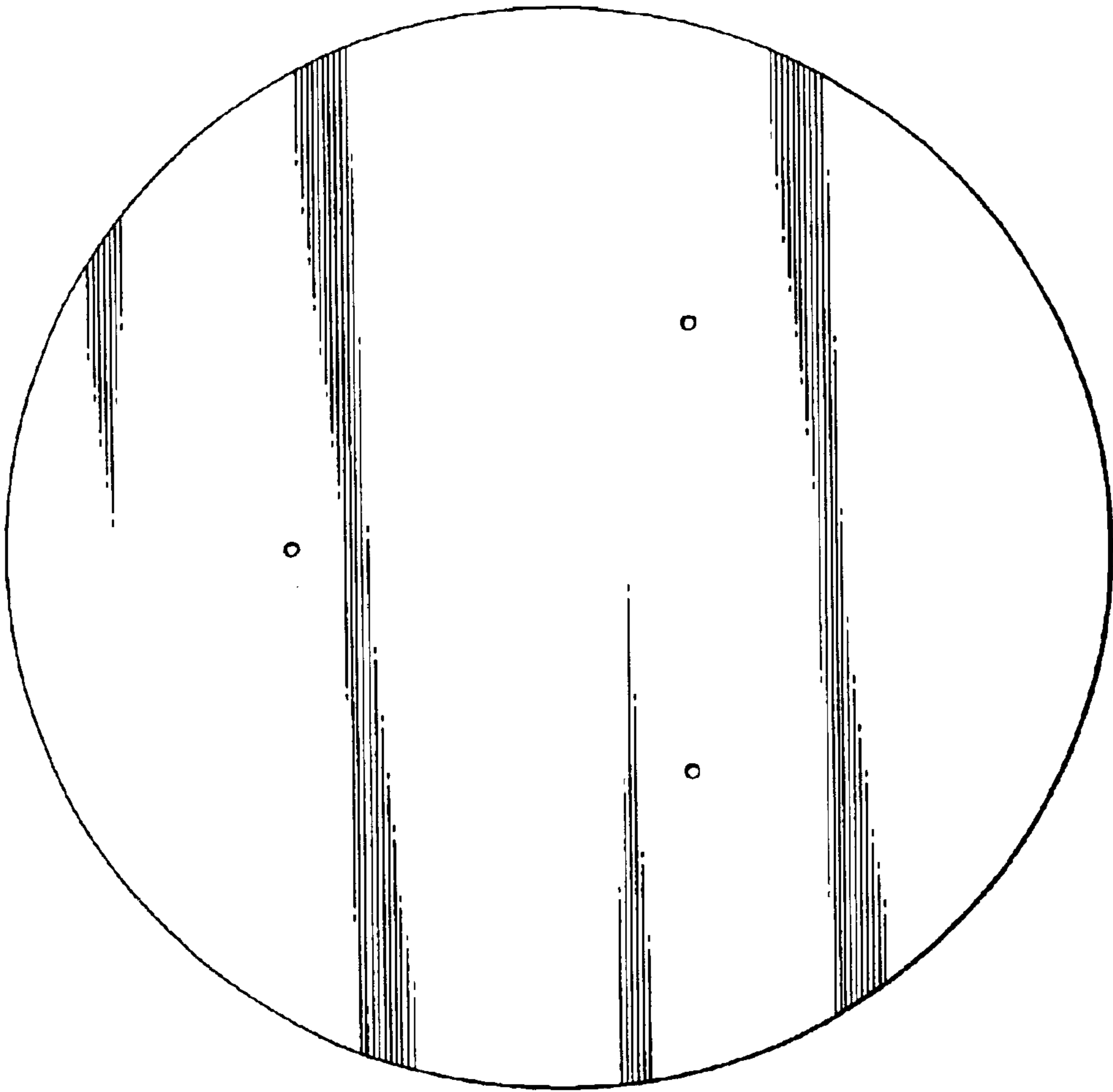


FIG.7

