



US00D490817S

(12) **United States Design Patent**  
**Chan**

(10) **Patent No.:** **US D490,817 S**

(45) **Date of Patent:** **\*\* Jun. 1, 2004**

(54) **HANGING MESSAGE MACHINE**

(75) **Inventor:** **Anthony Kok-Shiu Chan**, 2D Albany Court, 51, Bisney Road, Hong Kong (HK)

(73) **Assignee:** **Anthony Kok-Shiu Chan**, Hong Kong

(\*\*) **Term:** **14 Years**

(21) **Appl. No.:** **29/182,642**

(22) **Filed:** **May 29, 2003**

(51) **LOC (7) Cl.** ..... **14-01**

(52) **U.S. Cl.** ..... **D14/496**

(58) **Field of Search** ..... D14/496, 474, D14/155, 137, 188, 191, 194, 217, 299, 140; 455/403, 412.1, 347, 899, 412.2; 340/825.25; 206/806, 461, 462, 471; D19/52

(56) **References Cited**

**U.S. PATENT DOCUMENTS**

- D222,270 S \* 10/1971 Mitchael ..... D14/496
- D224,701 S \* 9/1972 Wright ..... D9/528
- 5,064,067 A \* 11/1991 McAllister et al. .... 206/420
- D346,602 S \* 5/1994 Robertson ..... D14/217

- 5,568,538 A \* 10/1996 Tamir et al. .... 455/412.1
- D394,261 S \* 5/1998 Chan ..... D14/167
- D399,843 S \* 10/1998 Masamitsu ..... D14/154
- D406,832 S \* 3/1999 Anderson ..... D14/496
- 6,198,808 B1 \* 3/2001 Martin ..... 379/88.14
- D441,765 S \* 5/2001 Gatto et al. .... D14/496
- 6,443,415 B1 \* 9/2002 Sundblad ..... 248/442.2
- 6,577,859 B1 \* 6/2003 Zahavi et al. .... 455/412.1

\* cited by examiner

*Primary Examiner*—Prabhakar Deshmukh

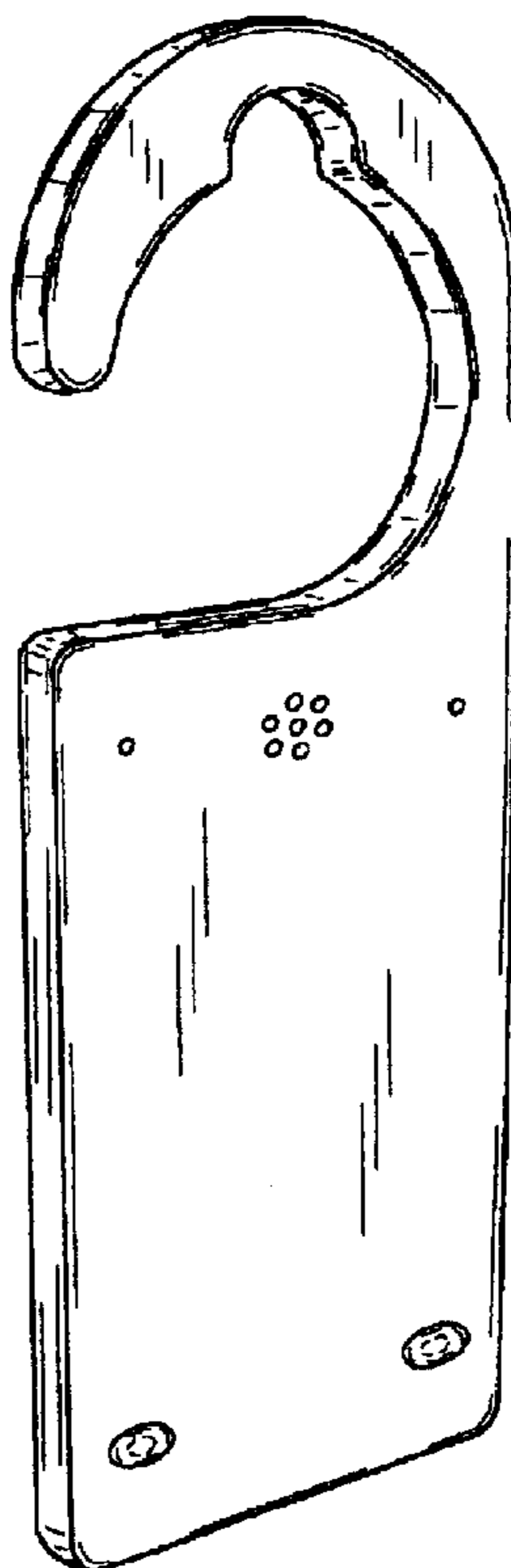
(57) **CLAIM**

The ornamental design of “hanging message machine”, is substantially as shown and described.

**DESCRIPTION**

- FIG. 1 is a view from the front upper and left perspective of “hanging message machine” showing my new design.
- FIG. 2 is a bottom view, thereof.
- FIG. 3 is a top view, thereof.
- FIG. 4 is a front view, thereof.
- FIG. 5 is a back view, thereof.
- FIG. 6 is a right side elevation view, thereof; and,
- FIG. 7 is a left side elevation view, thereof.

**1 Claim, 3 Drawing Sheets**



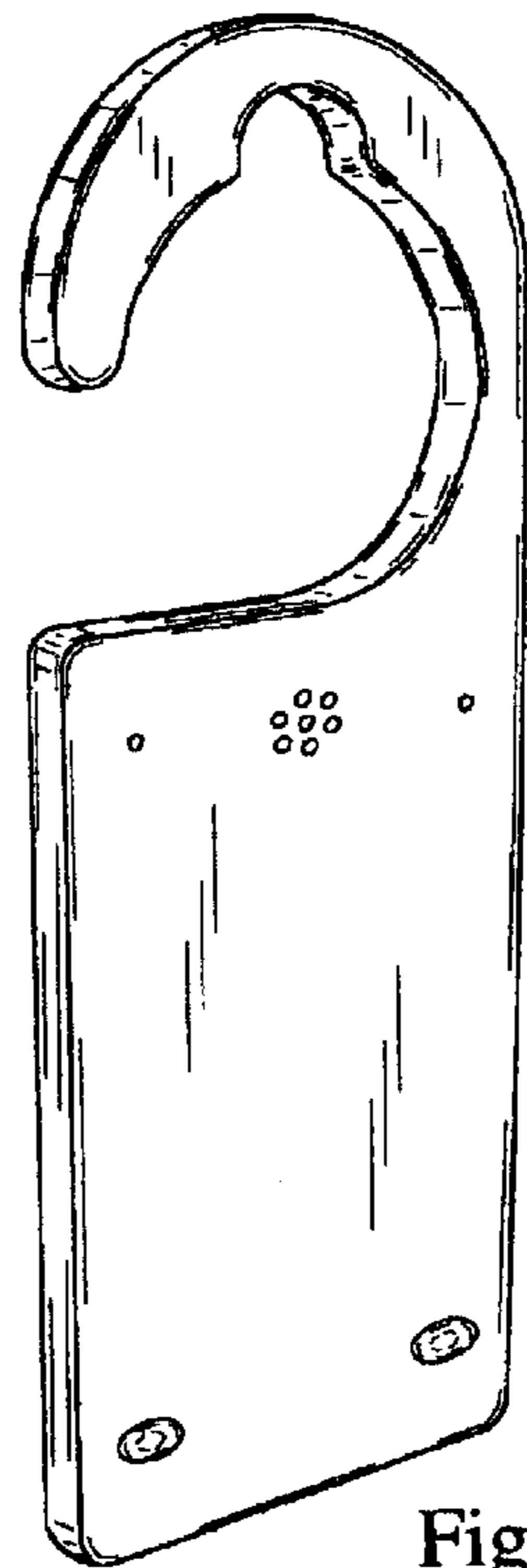


Fig. 1




Fig. 2

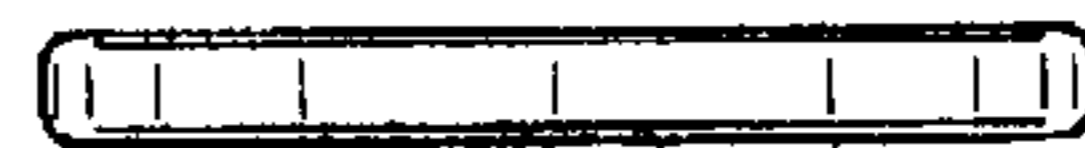


Fig. 3

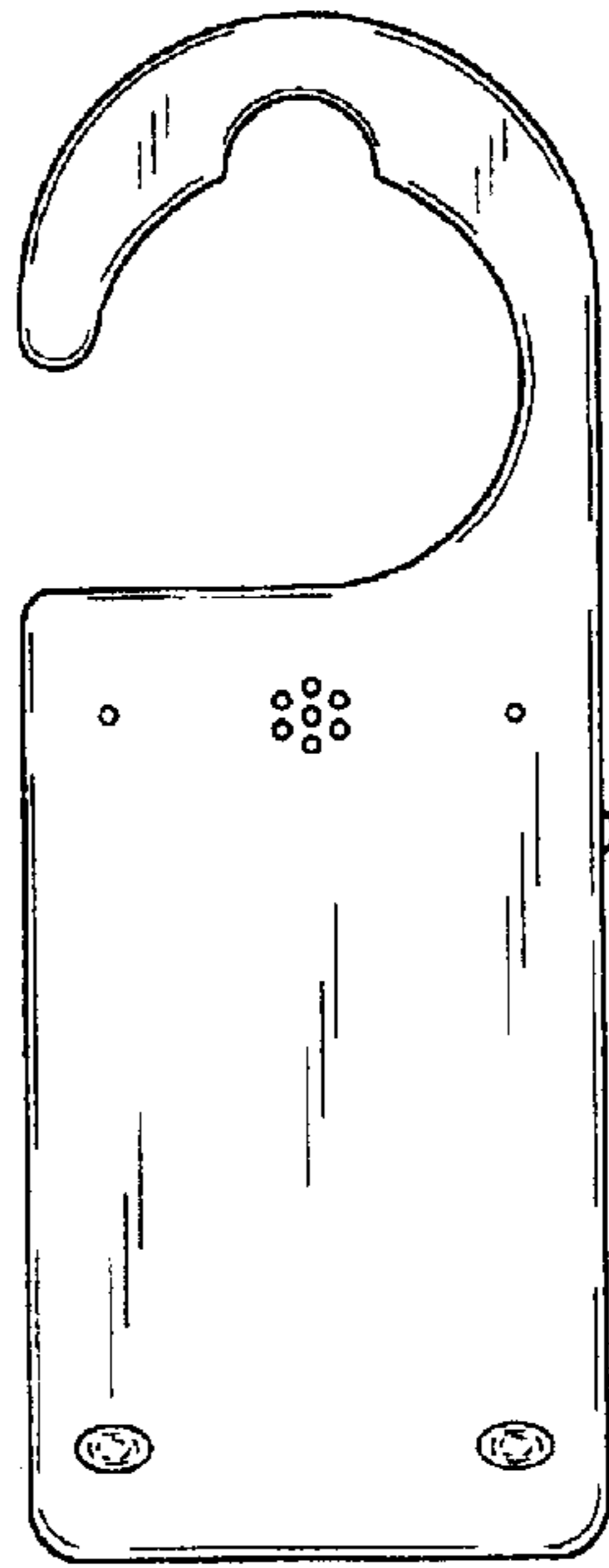


Fig. 4

Fig. 5

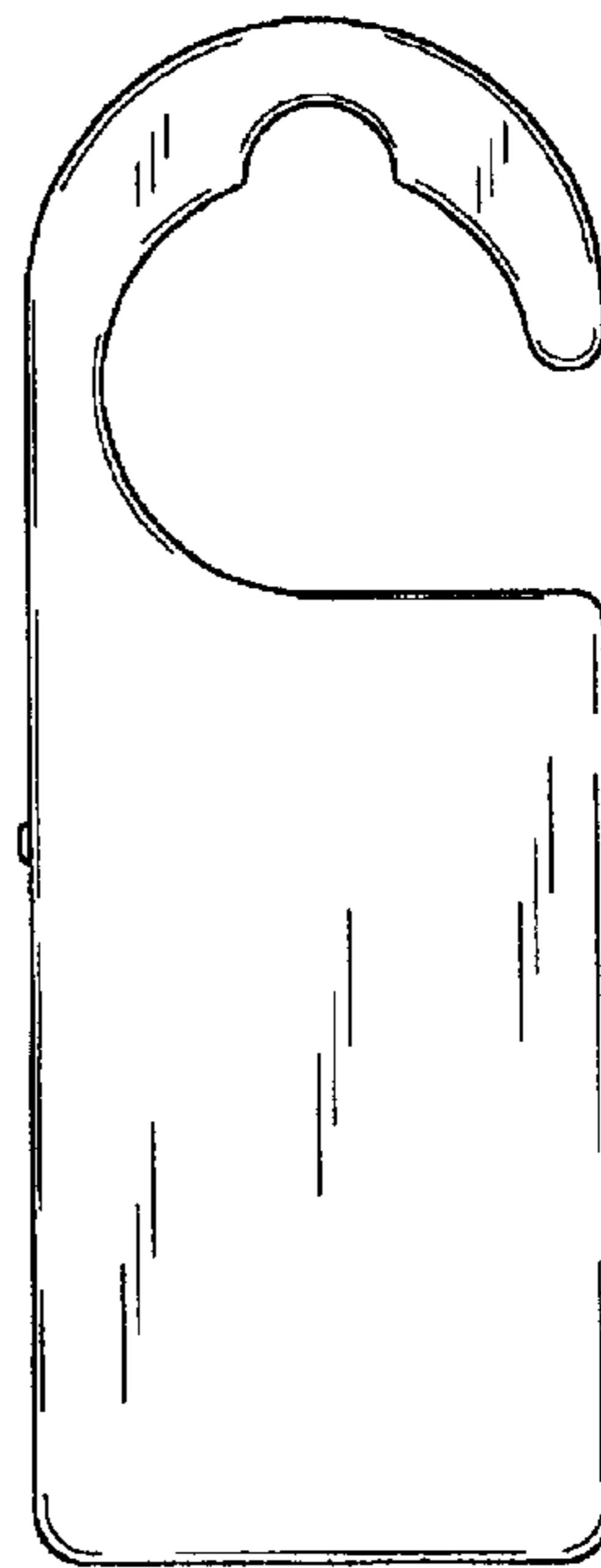




Fig. 6



Fig. 7