



US00D490803S

(12) **United States Design Patent** (10) **Patent No.:** **US D490,803 S**  
**Ng et al.** (45) **Date of Patent:** **\*\* Jun. 1, 2004**

(54) **COMMUNICATIONS CABINET**

*Primary Examiner*—Jeffrey Asch

(75) Inventors: **Yim Kwong Ng**, Nepean (CA); **Paul D. McDonald**, Nepean (CA); **Neal T. Cowan**, Ottawa (CA); **Robert C. Templin**, Kanata (CA)

(57) **CLAIM**

The ornamental design for communications cabinet, as shown and described.

(73) Assignee: **Nortel Networks Limited**, St. Laurent (CA)

**DESCRIPTION**

(\*\*) Term: **14 Years**

The design application file contains at least one drawing executed in colour. Copies of the design application publication with colour drawings will be provided by the Office upon request and upon payment of the necessary fee.

(21) Appl. No.: **29/140,430**

FIG. 1 is a perspective view thereof;

(22) Filed: **Apr. 19, 2001**

FIG. 2 is a front view thereof;

(51) **LOC (7) Cl.** ..... **14-03**

FIG. 3 is an exploded view of the power servicing module functional grouping of the device of FIG. 2;

(52) **U.S. Cl.** ..... **D14/240**

FIG. 4 is an exploded view of the shelf controller card functional grouping of the device of FIG. 2;

(58) **Field of Search** ..... D14/137, 240, D14/138, 242, 308, 356, 357, 358, 311, 313, 441, 144, 348-355, 370, 341-347, 125, 432, 433, 155, 299, 257, 439, 140, 188, 230, 241, 243, 245; 379/433.01-433.13, 419, 434, 428.01-428.04, 420.01-420.04, 440, 441, 442; 455/550-575, 90; D13/184, 123, 152, 147, 110, 164; 200/296, 293

FIG. 5 is an exploded view of the fan functional grouping of the device of FIG. 2;

FIG. 6 is an exploded view of the router, synchronization and protection module functional grouping of the device of FIG. 2; and,

(56) **References Cited**

FIG. 7 is an exploded view of the port card functional grouping of the device of FIG. 2.

**U.S. PATENT DOCUMENTS**

The partially depicted grid pattern shown at the right side of the front is continuous within the rectangular panel in which it is shown.

4,002,955	A	*	1/1977	Eggert et al.	.....	361/726
D245,158	S	*	7/1977	Davis, Jr.	.....	D14/312
4,287,764	A	*	9/1981	Staab et al.	.....	73/431
4,477,882	A	*	10/1984	Schumacher et al.	.....	709/251
D280,509	S	*	9/1985	Marino et al.	.....	D14/312
4,690,286	A	*	9/1987	Horne et al.	.....	211/41.17
4,736,406	A	*	4/1988	Molnar	.....	379/93.14
D304,323	S	*	10/1989	Cranston, III et al.	.....	D14/313
D305,644	S	*	1/1990	Rivera et al.	.....	D14/363
4,920,453	A	*	4/1990	Onose et al.	.....	361/736
D310,206	S	*	8/1990	Neuwirth	.....	D13/147
D316,546	S	*	4/1991	Pedinielli et al.	.....	D14/242

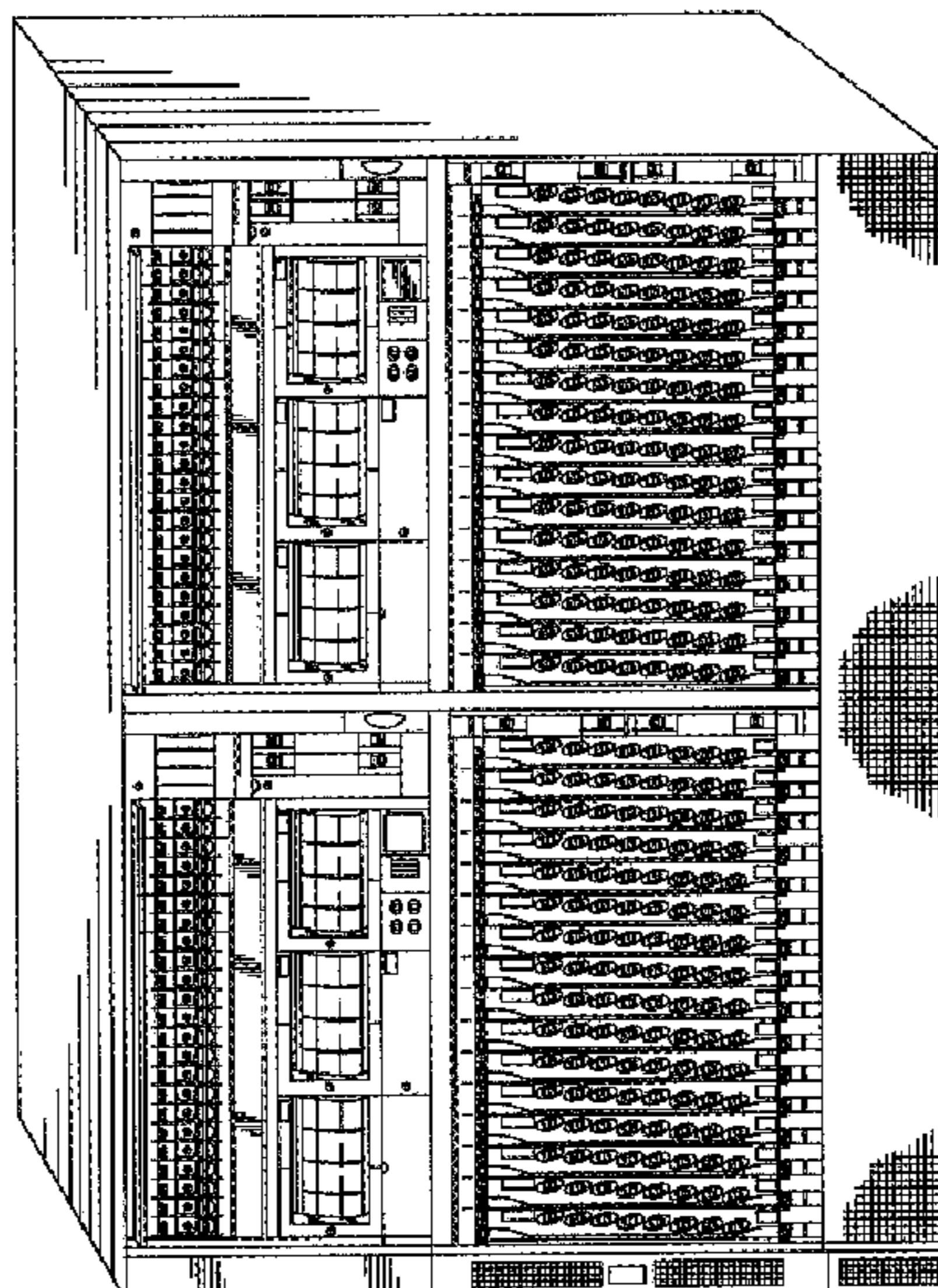
The top, bottom, left side, right side, and back are flat and unornamented.

The characteristic features of the design reside in the shape and ornamentation and pattern of the functional component groupings. In particular, the alpha, numeric and colour laveling (i.e. surface indicia) associated with each of the functional component groupings is considered part of the claimed design.

**1 Claim, 7 Drawing Sheets**

(List continued on next page.)

**(7 of 7 Drawing Sheet(s) Filed in Color)**



# US D490,803 S

Page 2

## U.S. PATENT DOCUMENTS

5,153,884 A	*	10/1992	Lucak et al. ....	714/748	D401,229 S	*	11/1998	Roehrs et al. ....	D14/363
5,226,120 A	*	7/1993	Brown et al. ....	709/224	D409,171 S	*	5/1999	Wu .....	D14/439
D340,700 S	*	10/1993	Shukur et al. ....	D13/184	5,907,614 A	*	5/1999	Bergstrom et al. ....	379/413
D344,072 S	*	2/1994	Bates et al. ....	D14/311	D410,653 S	*	6/1999	Roy et al. ....	D14/240
5,283,869 A	*	2/1994	Adams et al. ....	709/237	5,912,801 A	*	6/1999	Roy et al. ....	361/690
D348,269 S	*	6/1994	Chong .....	D14/240	5,951,649 A	*	9/1999	Dobbins et al. ....	709/238
5,485,455 A	*	1/1996	Dobbins et al. ....	370/255	6,078,504 A	*	6/2000	Miles .....	361/727
5,530,842 A	*	6/1996	Abraham et al. ....	709/221	6,105,088 A	*	8/2000	Pascale et al. ....	710/100
5,531,611 A	*	7/1996	Reed et al. ....	439/540.1	D430,564 S	*	9/2000	Tsistinas .....	D14/308
D372,464 S	*	8/1996	Wetzel .....	D14/364	D432,120 S	*	10/2000	Jennison et al. ....	D14/240
5,631,956 A	*	5/1997	Bergstrom et al. ....	379/399.01	6,204,444 B1	*	3/2001	Pugliese et al. ....	174/35 GC
D381,337 S	*	7/1997	Fechner et al. ....	D14/240	D441,729 S	*	5/2001	Fujikura et al. ....	D13/184
5,646,816 A	*	7/1997	Alden et al. ....	361/622	D445,790 S	*	7/2001	Costello et al. ....	D14/363
D396,234 S	*	7/1998	Yamaguchi et al. ....	D14/240	6,281,433 B1	*	8/2001	Decker et al. ....	174/35 R
5,781,745 A	*	7/1998	Ramelson et al. ....	710/113	D447,483 S	*	9/2001	Wu .....	D14/441
D399,191 S	*	10/1998	Corrington et al. ....	D14/312					

\* cited by examiner

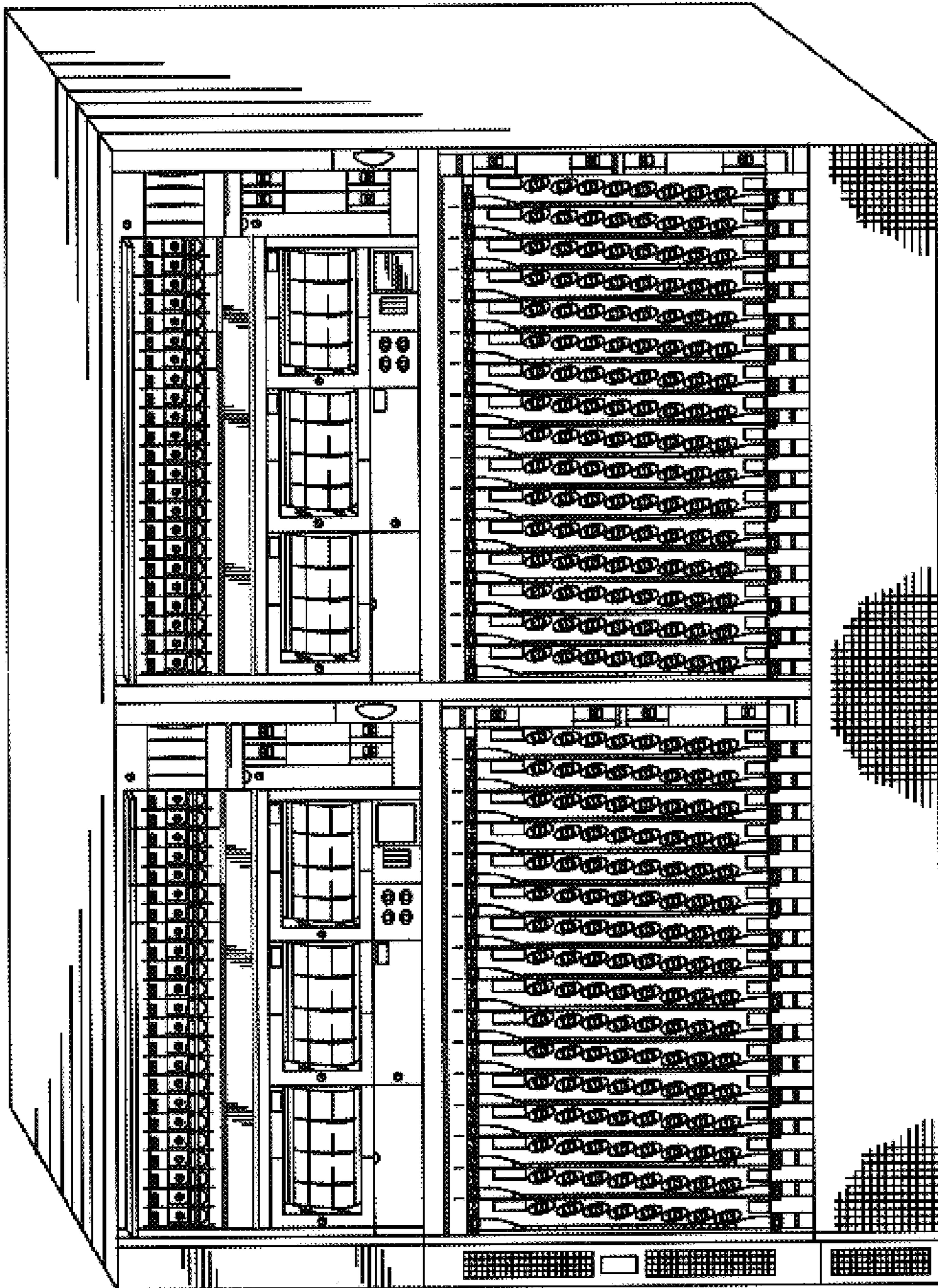


FIG. 1

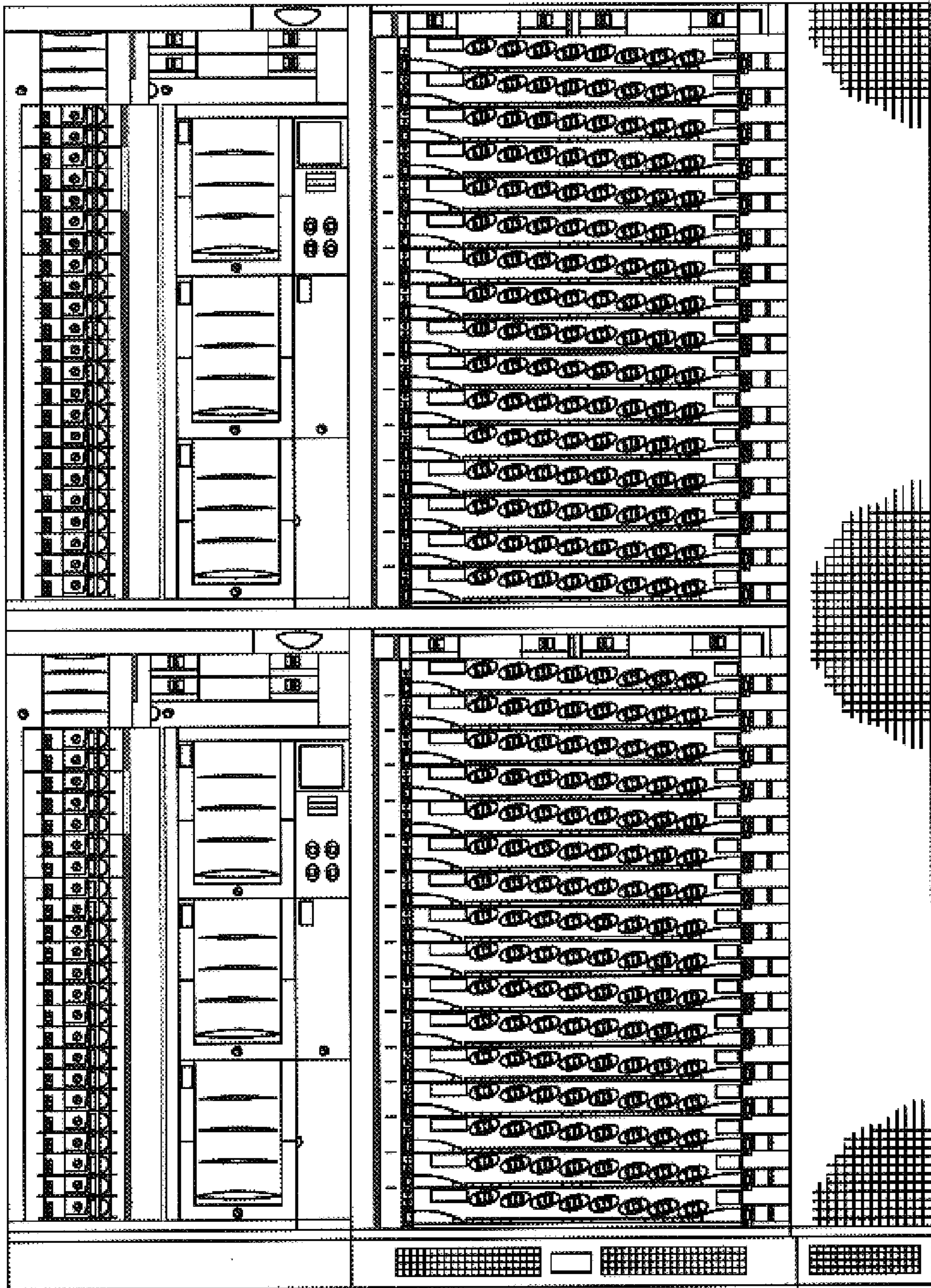


FIG. 2

PSM 101			PSM for SC 201
PSM 102			PSM for SC 202
PSM 103			PSM for Fan 301
PSM 104			PSM for Fan 302
PSM 105			PSM for Fan 303
PSM 106			PSM for RSP 401
PSM 107			PSM for RSP 402
PSM 108			PSM for Port 501
PSM 109			PSM for Port 502
PSM 110			PSM for Port 503
PSM 111			PSM for Port 504
PSM 112			PSM for Port 505
PSM 113			PSM for Port 506
PSM 114			PSM for Port 507
PSM 115			PSM for Port 508
PSM 116			PSM for Port 509
PSM 117			PSM for Port 510
PSM 118			PSM for Port 511
PSM 119			PSM for Port 512
PSM 120			PSM for Port 513
PSM 121			PSM for SC 514
PSM 122			PSM for Port 515
PSM 123			PSM for Port 516

FIG. 3

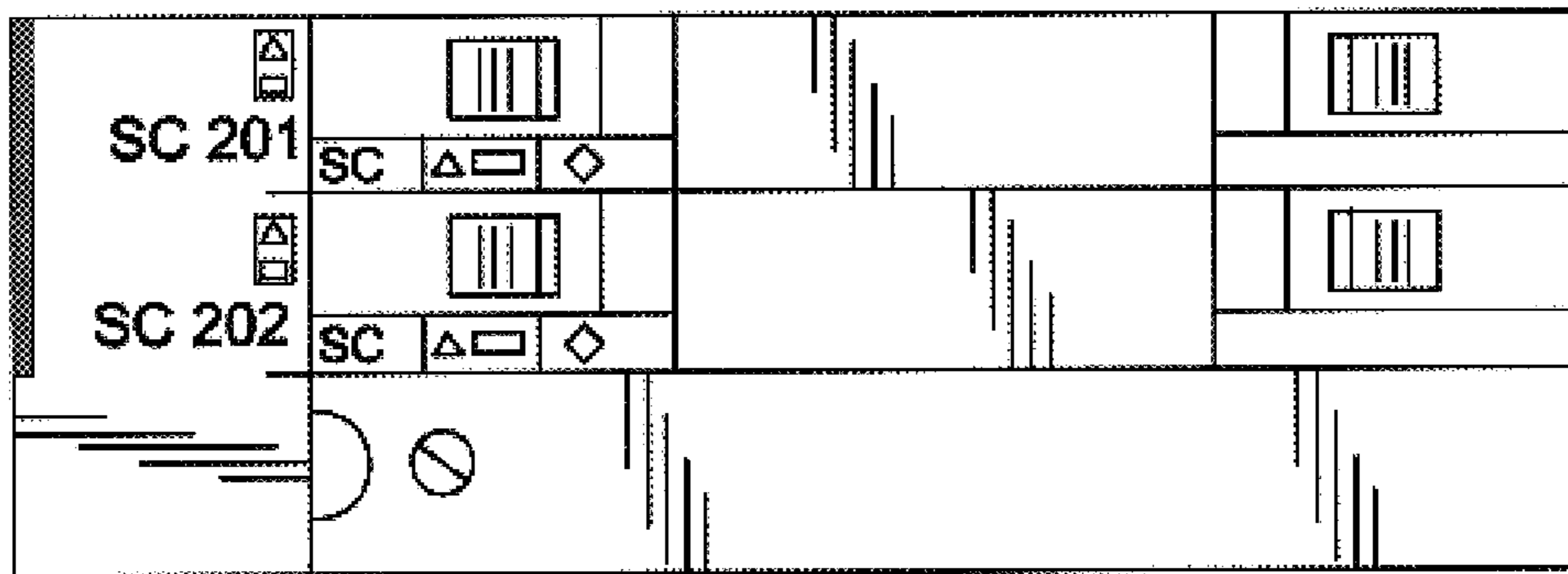
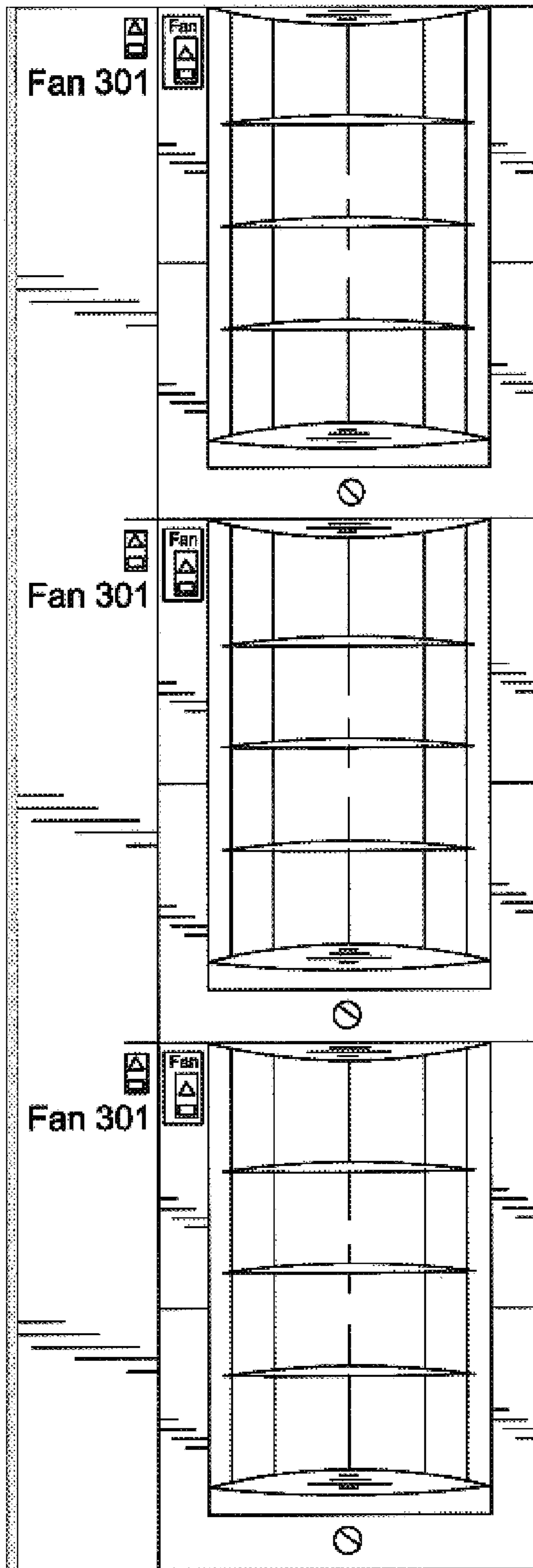
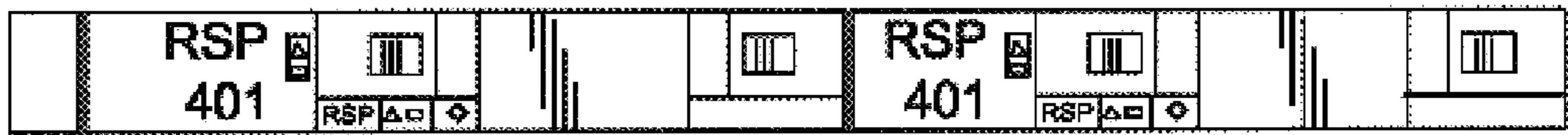


FIG. 4

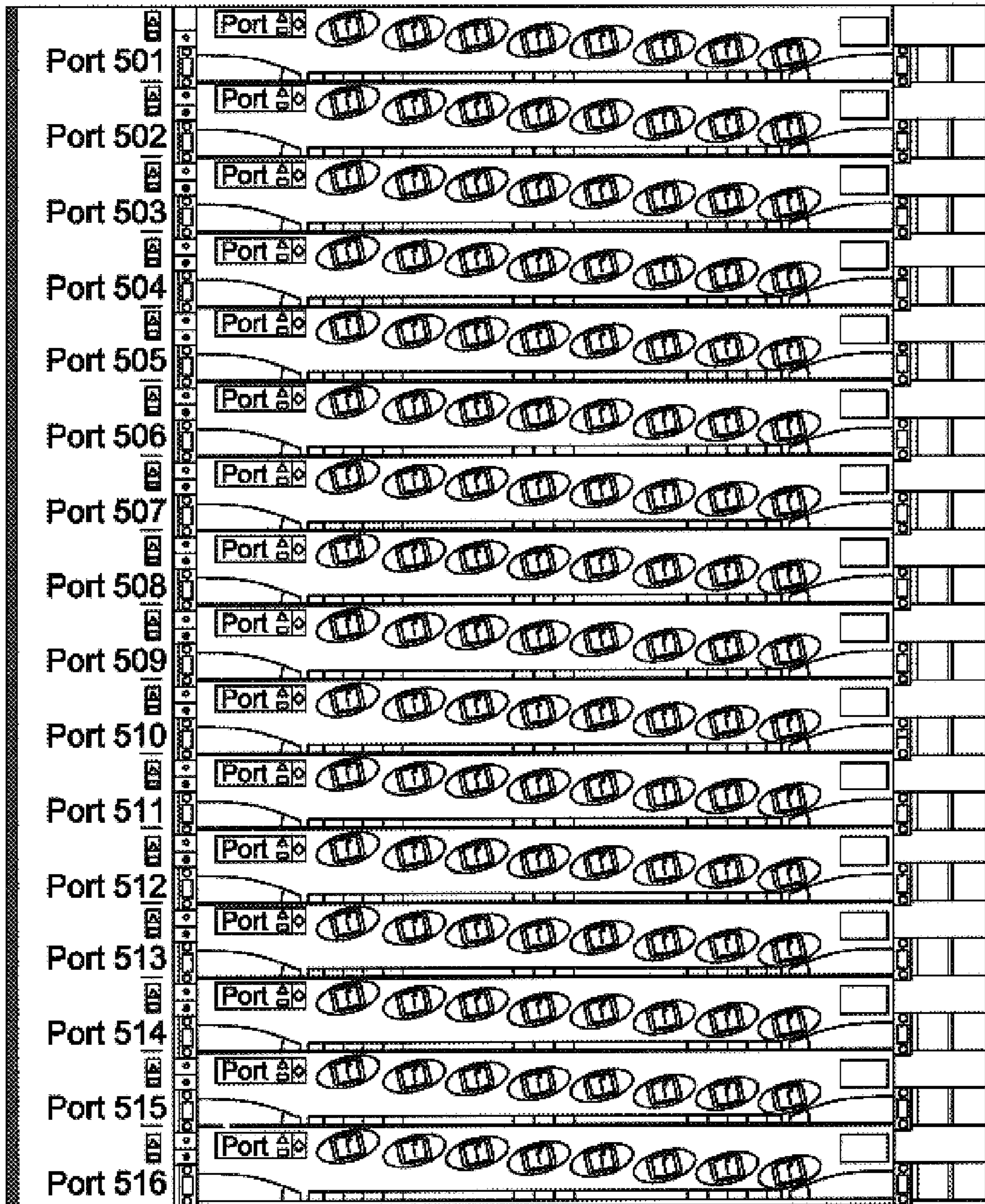


**FIG. 5**



**FIG. 6**





**FIG. 7**