



US00D490796S

(12) **United States Design Patent**
Allen

(10) **Patent No.:** **US D490,796 S**

(45) **Date of Patent:** **** Jun. 1, 2004**

(54) **DVD HEAD UNIT**

(75) **Inventor:** **Graham David Allen**, Alderley Edge
(GB)

(73) **Assignee:** **KH Technology Corporation**, Cayman
Islands (KN)

(**) **Term:** **14 Years**

(21) **Appl. No.:** **29/185,604**

(22) **Filed:** **Jun. 30, 2003**

(30) **Foreign Application Priority Data**

Jan. 11, 2003 (GB) 3009987

(51) **LOC (7) Cl.** **14-01**

(52) **U.S. Cl.** **D14/156; D14/260**

(58) **Field of Search** D14/135-136,
D14/156-157, 160-165, 167-168, 188,
193-198, 260; 369/75.1, 75.2, 77.1, 77.2,
219; 455/344, 347-351

(56) **References Cited**

U.S. PATENT DOCUMENTS

5,870,367 A * 2/1999 Yamamori 369/75.1

D416,896 S * 11/1999 Ogasawara D14/156

6,058,098 A * 5/2000 Kato 369/219

D438,525 S * 3/2001 Katayama D14/156

D441,735 S * 5/2001 Katayama D14/156

* cited by examiner

Primary Examiner—Nanda Bondade

(74) *Attorney, Agent, or Firm*—Kenneth L. Sherman, Esq.;
Myers Dawes Andras & Sherman

(57) **CLAIM**

I claim the ornamental design for a DVD head unit, sub-
stantially as shown and described.

DESCRIPTION

FIG. 1 is a front perspective view of the DVD head unit of the preferred embodiment of the present invention; and FIG. 2 is a front view of the DVD head unit of the preferred embodiment of the present invention; FIG. 3 is a rear view of the DVD head unit of the preferred embodiment of the present invention; FIG. 4 is a side view of the DVD head unit of the preferred embodiment of the present invention; FIG. 5 is a top plan view of the DVD head unit of the preferred embodiment of the present invention; and, FIG. 6 is a bottom view of the DVD head unit of the preferred embodiment of the present invention.

1 Claim, 2 Drawing Sheets

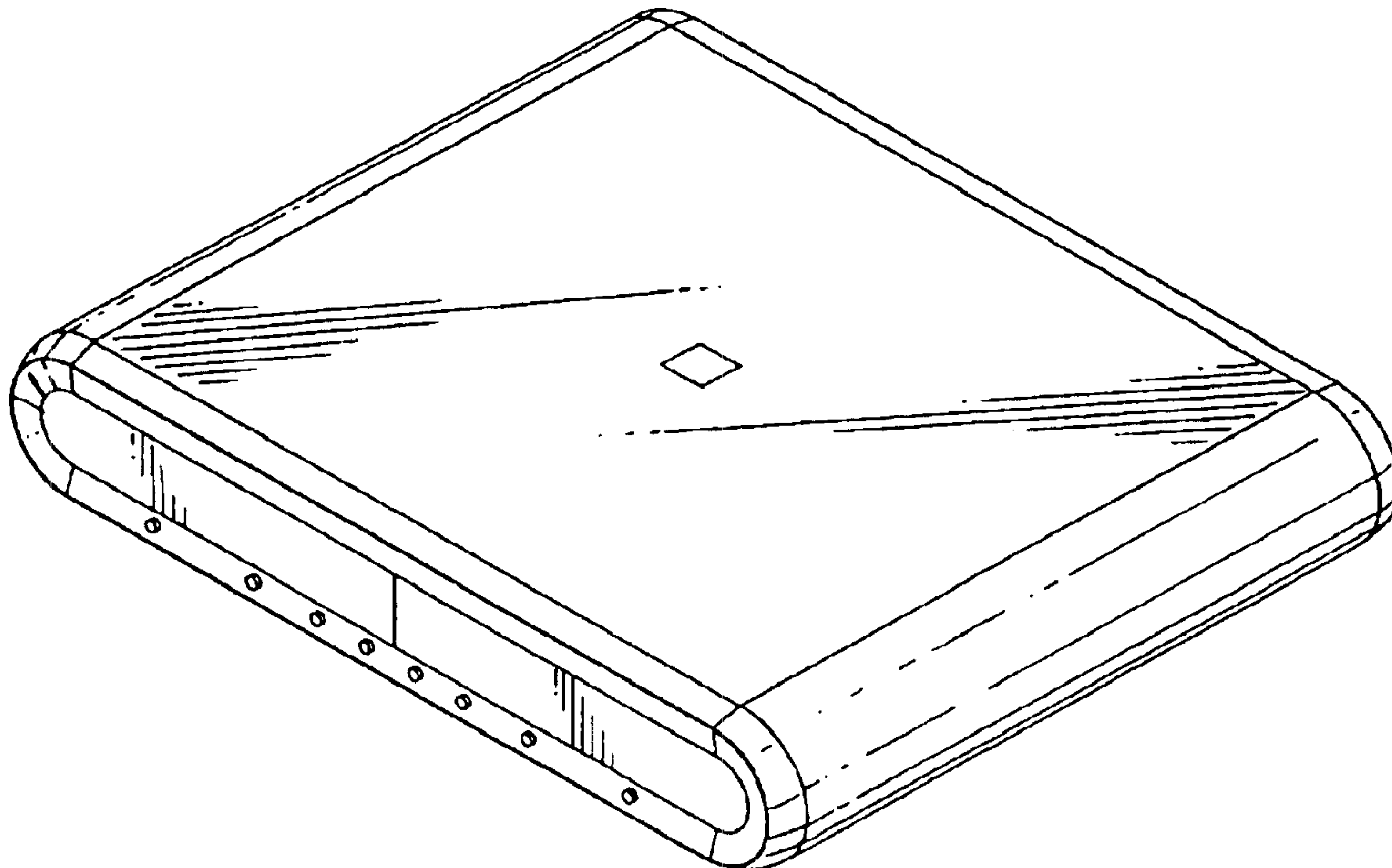


FIG. 1

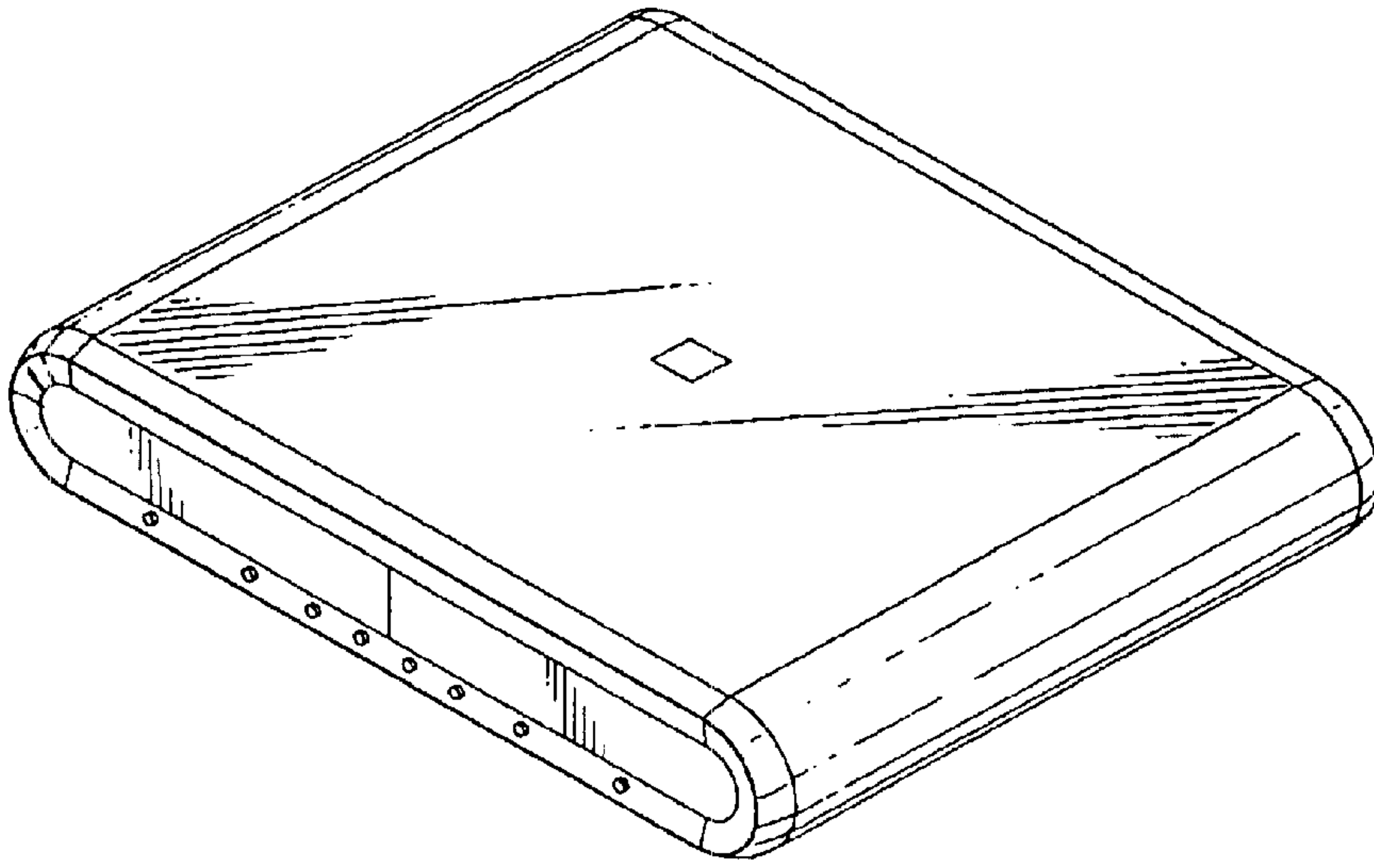


FIG. 2

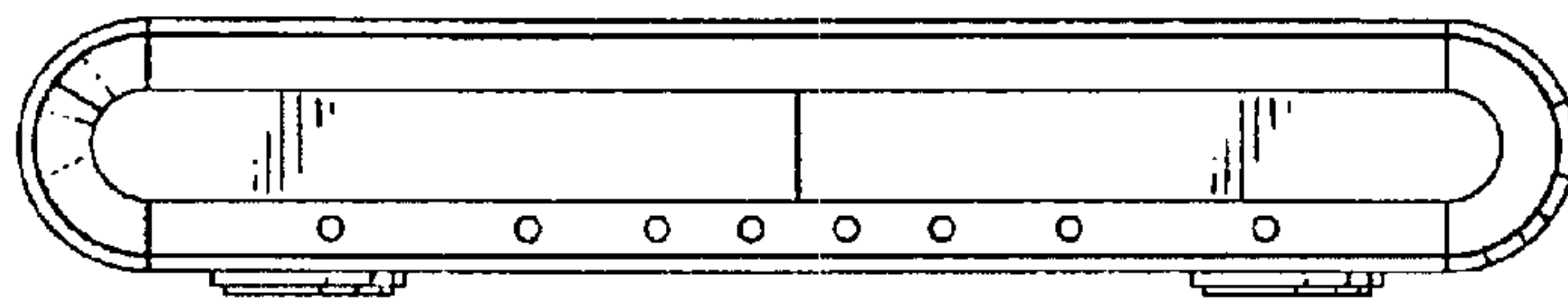


FIG. 3

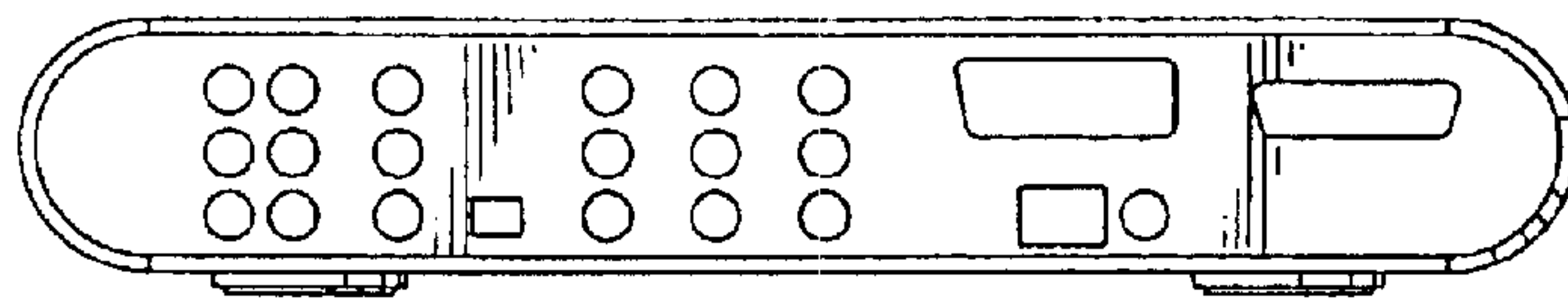


FIG. 4




FIG. 5

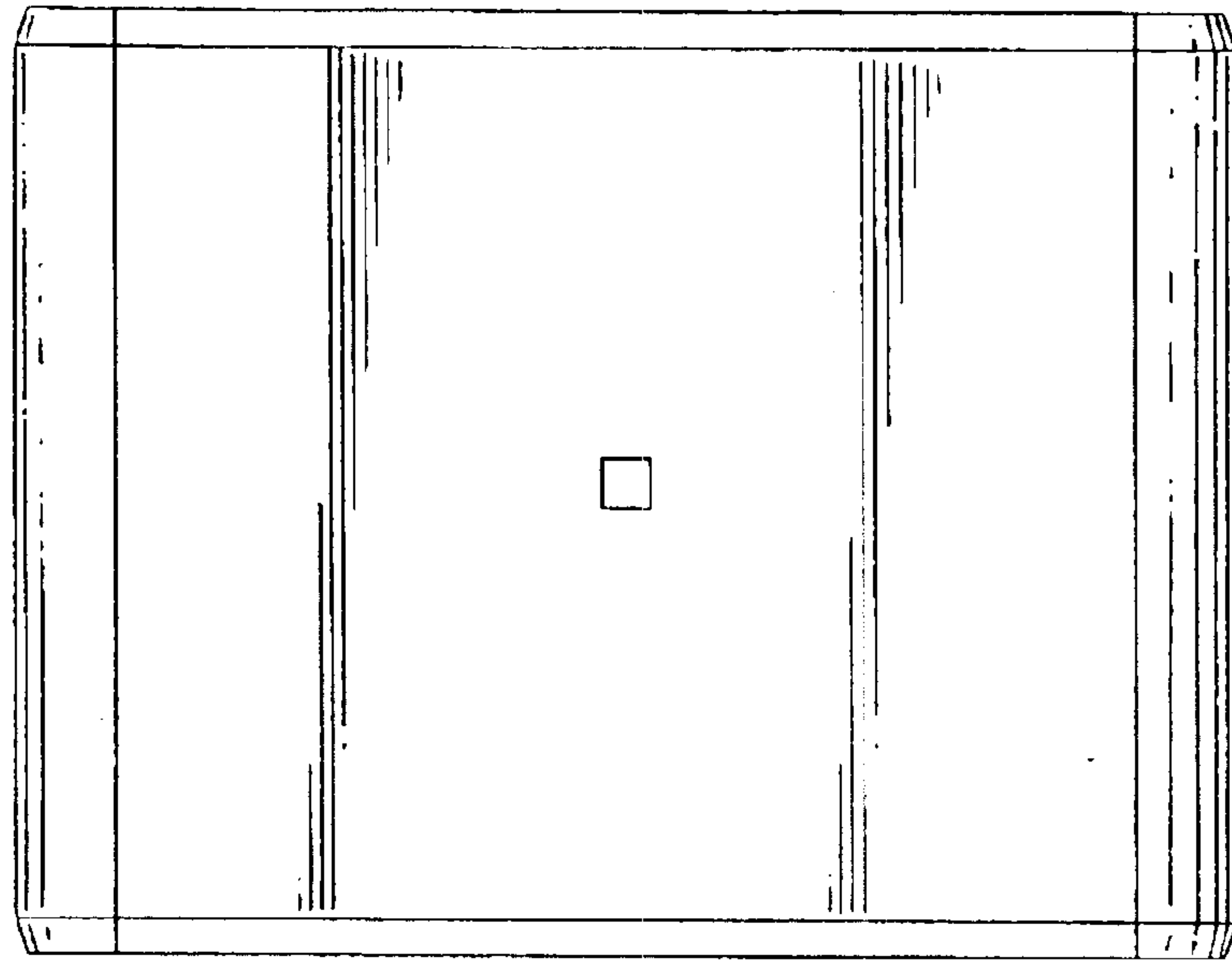


FIG. 6

