



US00D490781S

(12) **United States Design Patent**
Niwatsukino et al.

(10) **Patent No.:** **US D490,781 S**
(45) **Date of Patent:** **** Jun. 1, 2004**

(54) **RADIATOR**

(75) Inventors: **Kyo Niwatsukino**, Fukuoka (JP); **Seiji Urano**, Onojo (JP); **Shigeru Narakino**, Munakata-gun (JP); **Fuminori Hirakawa**, Miyaki-gun (JP); **Toshihiko Matsuda**, Fukuoka (JP); **Shinya Koga**, Kurume (JP); **Yoshimitsu Aizono**, Ogori (JP); **Toshisuke Sakai**, Onojo (JP); **Toshiyuki Kubota**, Kasuga (JP); **Makoto Nishida**, Fukuoka (JP)

(73) Assignee: **Matsushita Electric Industrial Co., LTD**, Osaka (JP)

(**) Term: **14 Years**

(21) Appl. No.: **29/174,978**

(22) Filed: **Jan. 27, 2003**

(30) **Foreign Application Priority Data**

Jul. 29, 2002 (JP) 2002-020184

(51) **LOC (7) Cl.** **13-03**

(52) **U.S. Cl.** **D13/179**

(58) **Field of Search** D13/179; 174/15.1, 174/16.3; 165/80.3, 80.4, 121, 122, 125, 131, 140, 146, 148, 185; 257/670, 675, 676, 706, 707, 712, 718, 719, 720, 721, 722; 361/695, 697, 699, 702, 704, 709, 514

(56) **References Cited**

U.S. PATENT DOCUMENTS

4,234,041 A	*	11/1980	Melnyk	165/173
4,432,414 A	*	2/1984	Morgan	165/140
D348,252 S	*	6/1994	Mizunashi et al.	D13/179
5,409,058 A	*	4/1995	Yuasa et al.	165/167
6,148,906 A	*	11/2000	Li et al.	165/104.33
6,164,368 A	*	12/2000	Furukawa et al.	165/104.33
6,263,957 B1	*	7/2001	Chen et al.	165/80.4

* cited by examiner

Primary Examiner—Philip S. Hyder

Assistant Examiner—Selina Sikder

(74) *Attorney, Agent, or Firm*—Brinks Hofer Gilson & Lione

(57) **CLAIM**

The ornamental design for a radiator, as shown and described.

DESCRIPTION

FIG. 1 is a top perspective view of a radiator of the present invention;

FIG. 2 is an enlarged front view thereof;

FIG. 3 is a top view thereof;

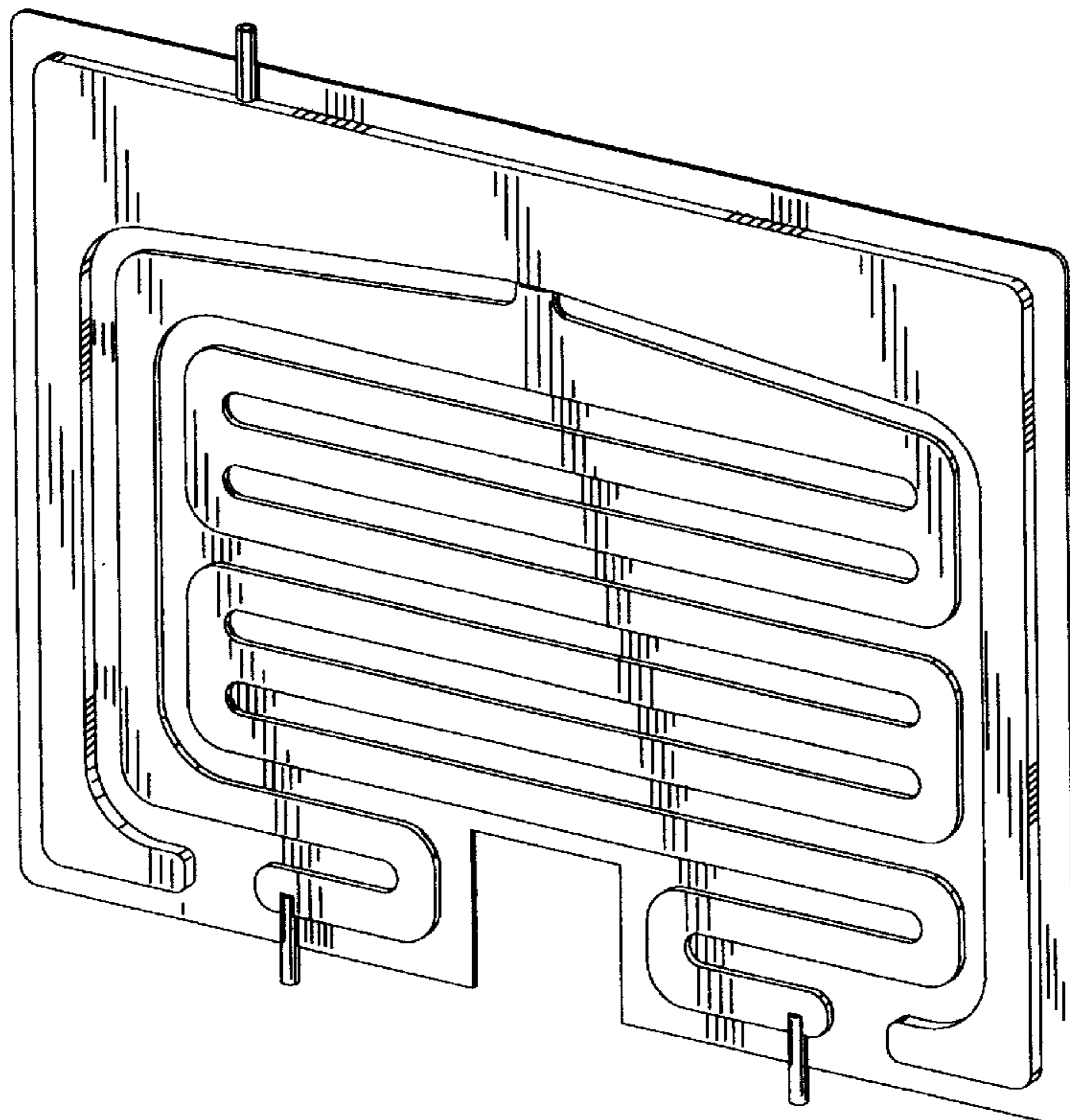
FIG. 4 is a rear view thereof;

FIG. 5 is a bottom view thereof;

FIG. 6 is a first side view thereof; and,

FIG. 7 is a second side view thereof.

1 Claim, 5 Drawing Sheets



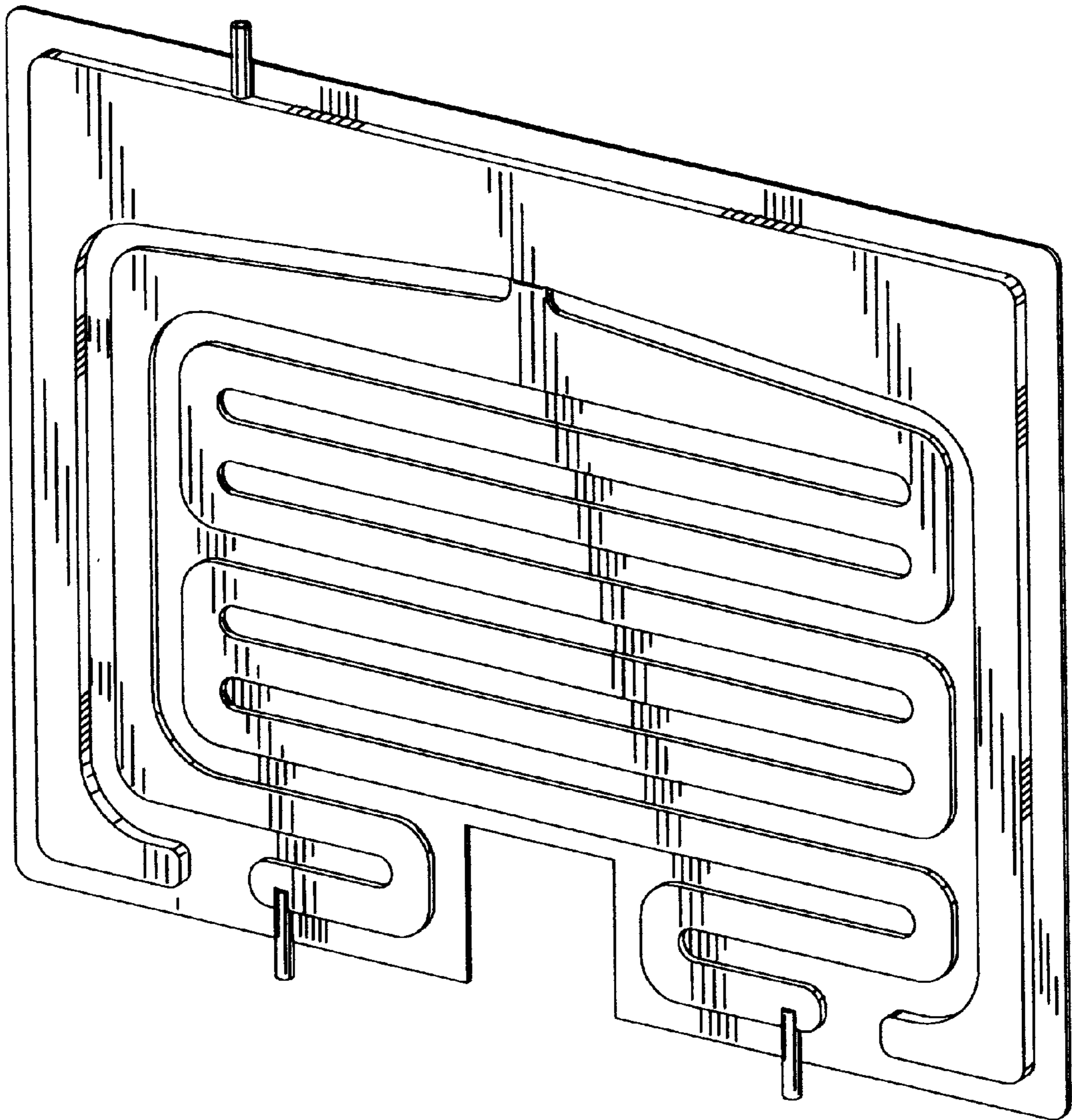


FIG. 1

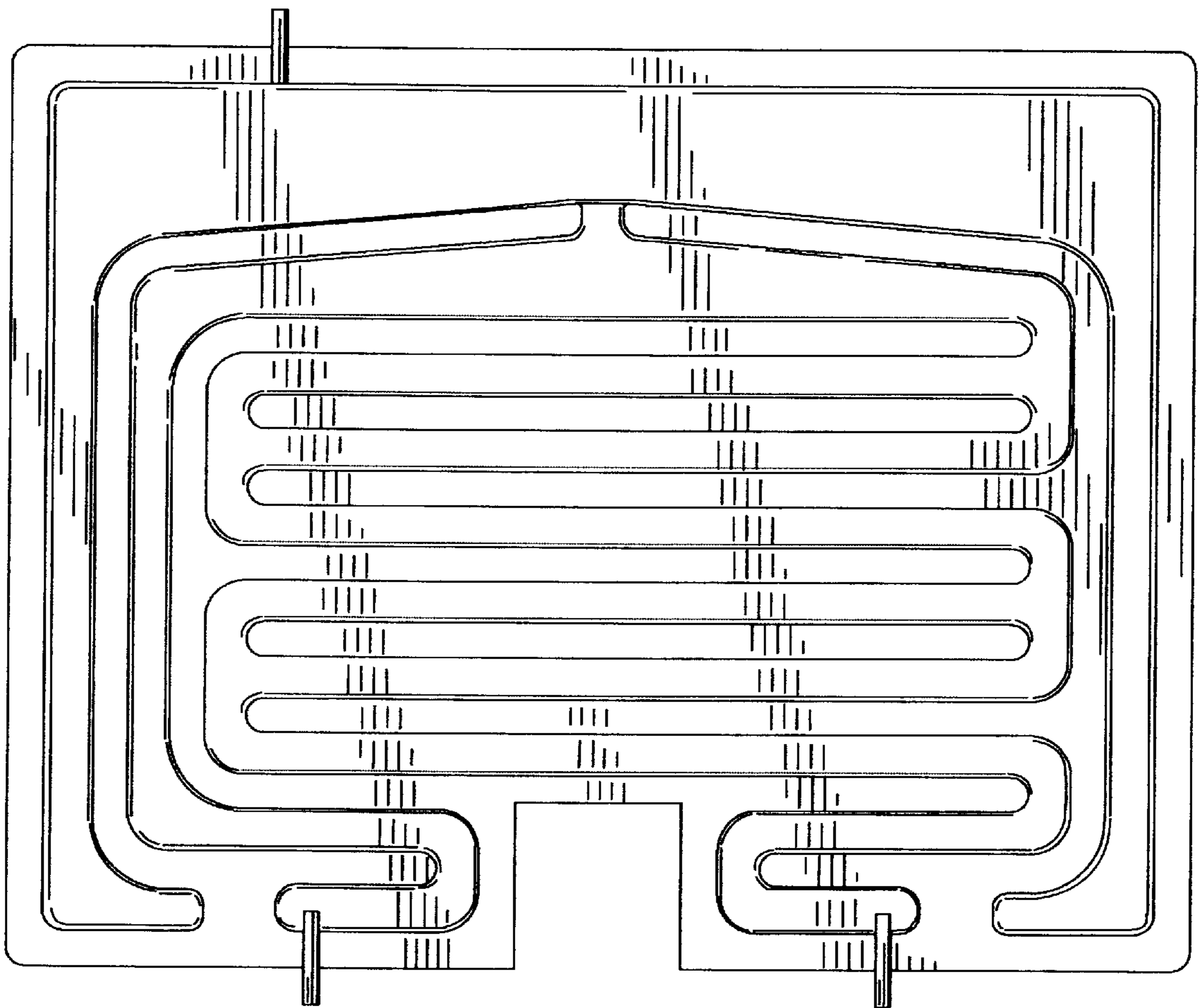


FIG. 2



FIG. 3

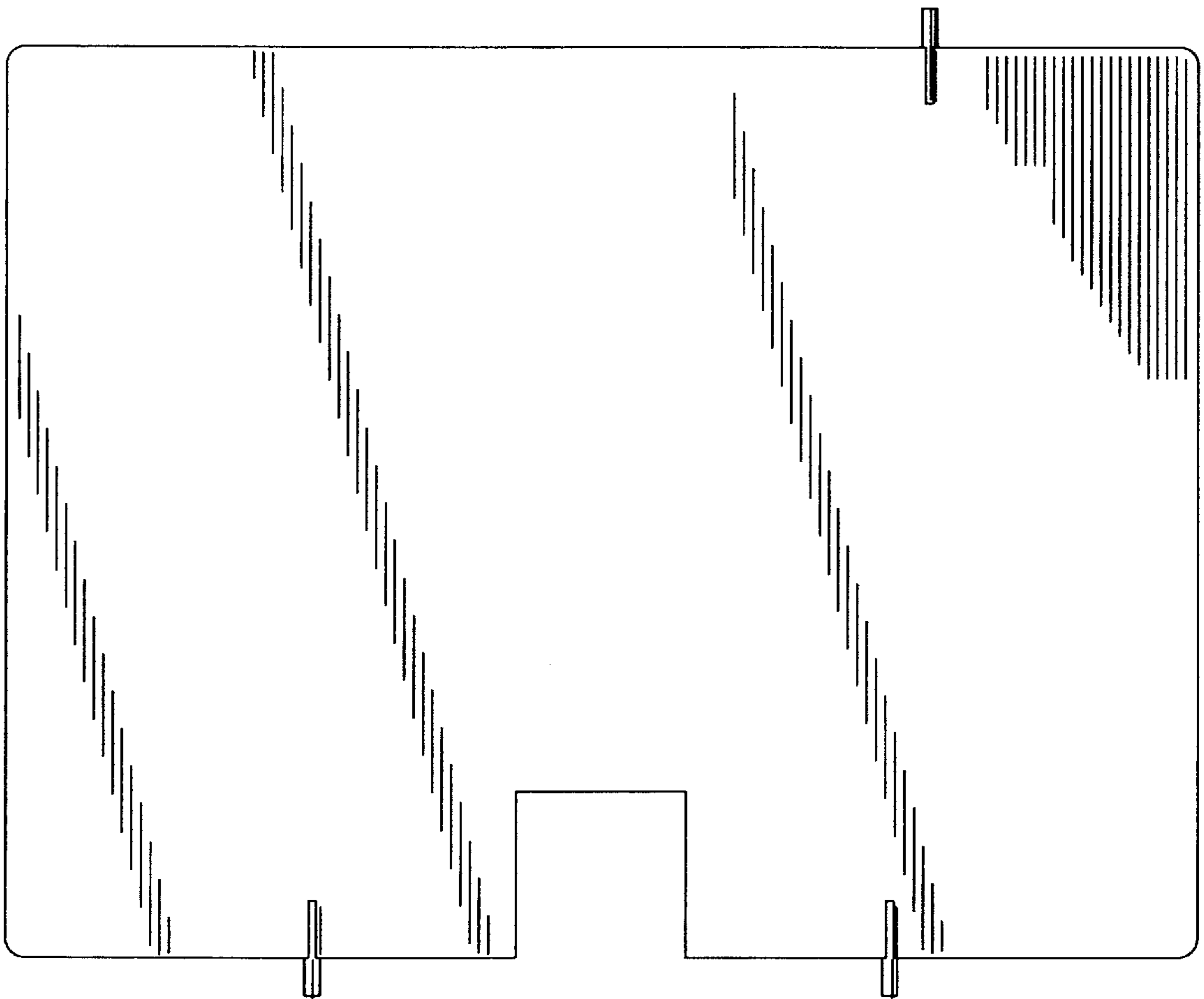


FIG. 4



FIG. 5



FIG. 6



FIG. 7