



US00D490771S

(12) **United States Design Patent**
Maxwell

(10) **Patent No.:** **US D490,771 S**

(45) **Date of Patent:** **** Jun. 1, 2004**

(54) **TIRE TREAD**

(75) **Inventor:** **Paul Bryan Maxwell, Kent, OH (US)**

(73) **Assignee:** **The Goodyear Tire & Rubber Company, Akron, OH (US)**

(**) **Term:** **14 Years**

(21) **Appl. No.:** **29/192,851**

(22) **Filed:** **Oct. 30, 2003**

(51) **LOC (7) Cl.** **12-15**

(52) **U.S. Cl.** **D12/599**

(58) **Field of Search** D12/506, 507,
D12/512, 535, 536, 544, 547, 570, 571,
579, 582, 599, 900, 901; 152/209.1, 209.11,
209.12, 209.17, 209.19, 209.22, 209.28

(56) **References Cited**

U.S. PATENT DOCUMENTS

D104,683 S	*	5/1937	Hardeman	D12/599
D336,278 S	*	6/1993	Maxwell	D12/599
D462,936 S	*	9/2002	Maxwell	D12/563
D475,343 S	*	6/2003	Motta et al.	D12/576

* cited by examiner

Primary Examiner—Robert M. Spear

(74) *Attorney, Agent, or Firm*—David L. King; Richard B. O’Planick

(57) **CLAIM**

The ornamental design for a tire tread, as shown and described.

DESCRIPTION

FIG. 1 is a perspective view of a tire tread showing my new design, it being understood that the pattern repeats uniformly throughout the circumference of the tread;


FIG. 2 is a front elevational view thereof;

FIG. 3 is a right side elevational view thereof; the opposite side elevational view being identical thereto; and,

FIG. 4 is an enlarged fragmentary front elevational view thereof.

In the drawings, the broken lines defining the sidewall, inner bead and the peripheral boundary between the tire tread and the sidewall are for illustrative purposes only and form no part of the claimed design.

1 Claim, 4 Drawing Sheets



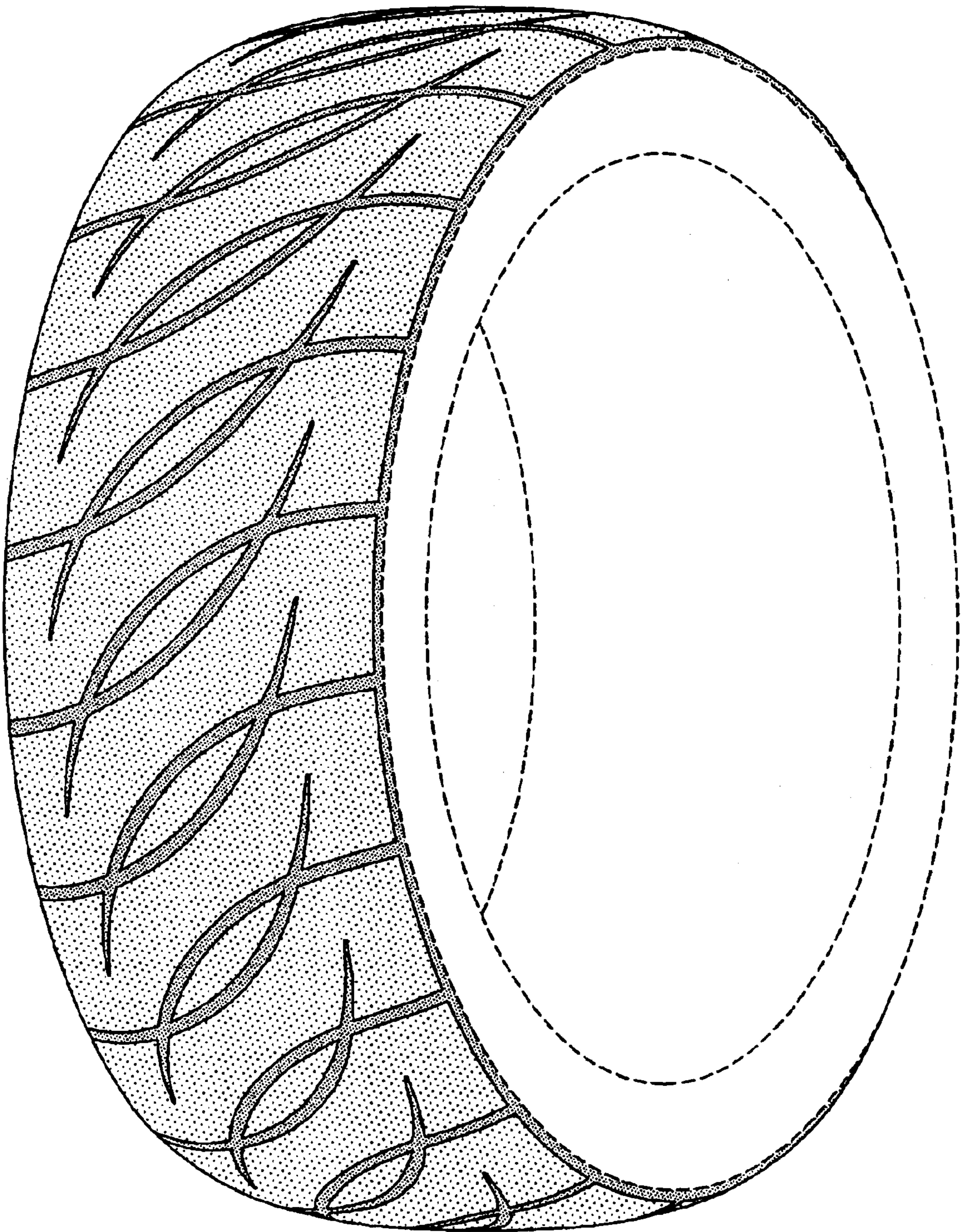


FIG-1




FIG-2

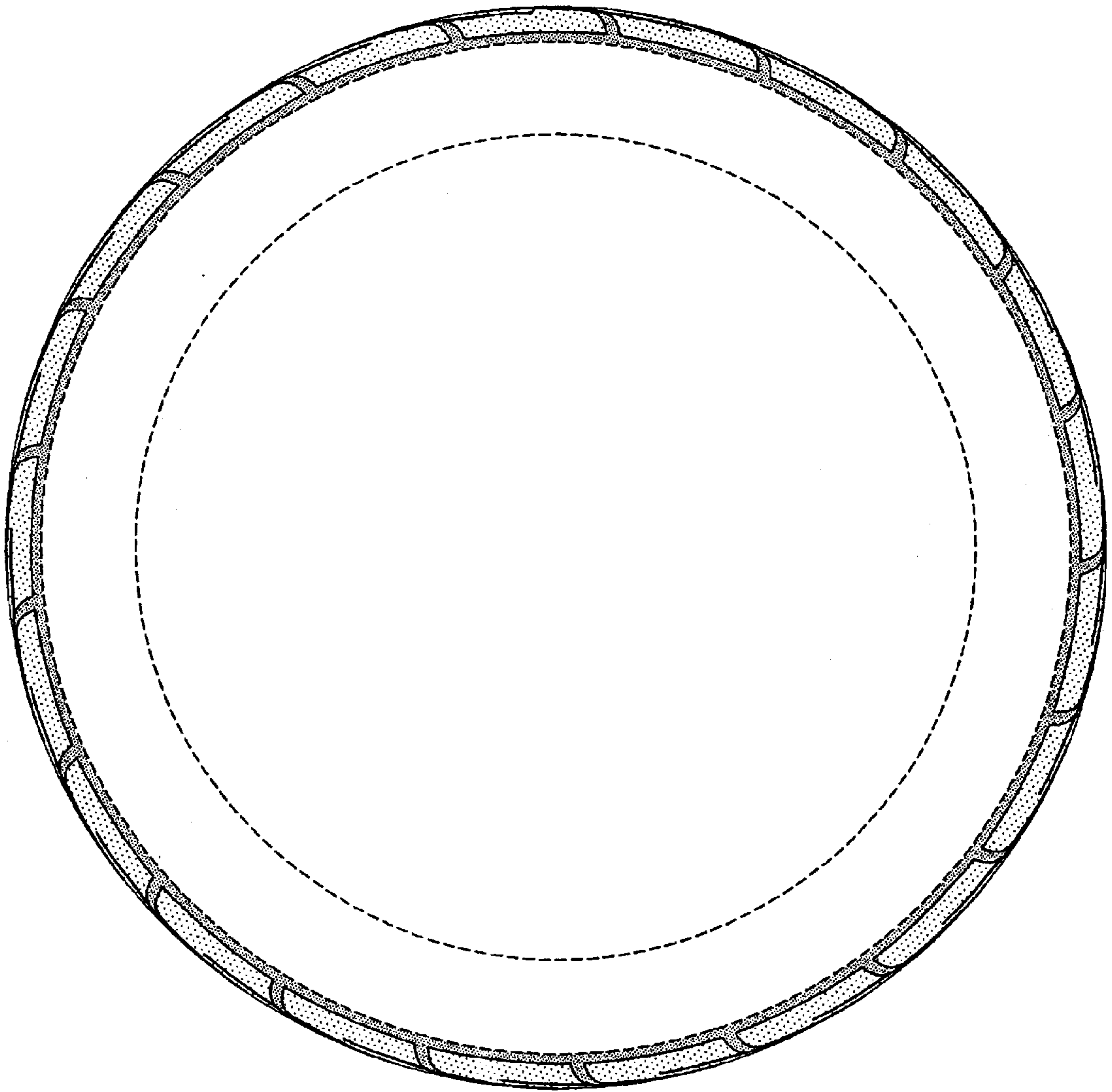


FIG-3




FIG-4