



US00D490762S

(12) **United States Design Patent**
Layman

(10) **Patent No.:** **US D490,762 S**

(45) **Date of Patent:** **** Jun. 1, 2004**

(54) **PROTECTIVE WHEEL SHIELD WITH HALF MOON-SHAPED HAND HOLD**

(76) **Inventor:** **Troy Layman**, 4913 76th St., Lubbock, TX (US) 79424

(**) **Term:** **14 Years**

(21) **Appl. No.:** **29/174,034**

(22) **Filed:** **Jan. 13, 2003**

(51) **LOC (7) Cl.** **12-16**

(52) **U.S. Cl.** **D12/213**

(58) **Field of Search** D12/213; D9/452, D9/454; D7/354, 358, 391, 392.1, 108.1-108.5; 301/37.1, 37.26, 37.36, 37.42; 220/912, 908; 118/505; 15/257.01; D8/300, 307, DIG. 1; 134/123

(56) **References Cited**

U.S. PATENT DOCUMENTS

2,568,430	A	9/1951	Casabianca	
2,627,839	A	* 2/1953	Hudgins et al.	118/505
3,004,798	A	10/1961	Tylle	
3,854,448	A	12/1974	Kromanaker	
4,784,440	A	11/1988	Fair	
4,792,191	A	12/1988	Farmer	
4,811,991	A	3/1989	Moreno et al.	
4,874,206	A	10/1989	Sampson	
D305,635	S	* 1/1990	Pope	D12/213
4,955,670	A	9/1990	Koller	
4,974,909	A	12/1990	Patti et al.	
D336,460	S	* 6/1993	Marquez	D12/213
D338,185	S	* 8/1993	Dowd	D12/213
D340,439	S	* 10/1993	Carbone	D12/213
5,423,599	A	6/1995	Sherod et al.	

5,524,972	A	6/1996	Cailor et al.	
D379,172	S	* 5/1997	Hale	D12/213
D402,614	S	* 12/1998	Martinez	D12/213
5,979,994	A	11/1999	Harmon	
D418,102	S	* 12/1999	Schehr	D12/213
6,068,345	A	5/2000	Bressie	
D463,351	S	* 9/2002	Lewis	D12/213
D480,039	S	* 9/2003	Williams	D12/213
D486,438	S	* 2/2004	Tuck et al.	D12/213

* cited by examiner

Primary Examiner—Stacia Cadmus

(74) *Attorney, Agent, or Firm*—Donald R. Schoonover

(57) **CLAIM**

The ornamental design for a protective wheel shield with half moon-shaped hand hold, as shown and described.

DESCRIPTION

FIG. 1 is a front and side perspective view of a protective wheel shield with half moon-shaped hand hold showing my new design;

FIG. 2 is a right side elevational view thereof, the left side elevational view being a mirror image thereof;

FIG. 3 is a rear elevational view thereof;

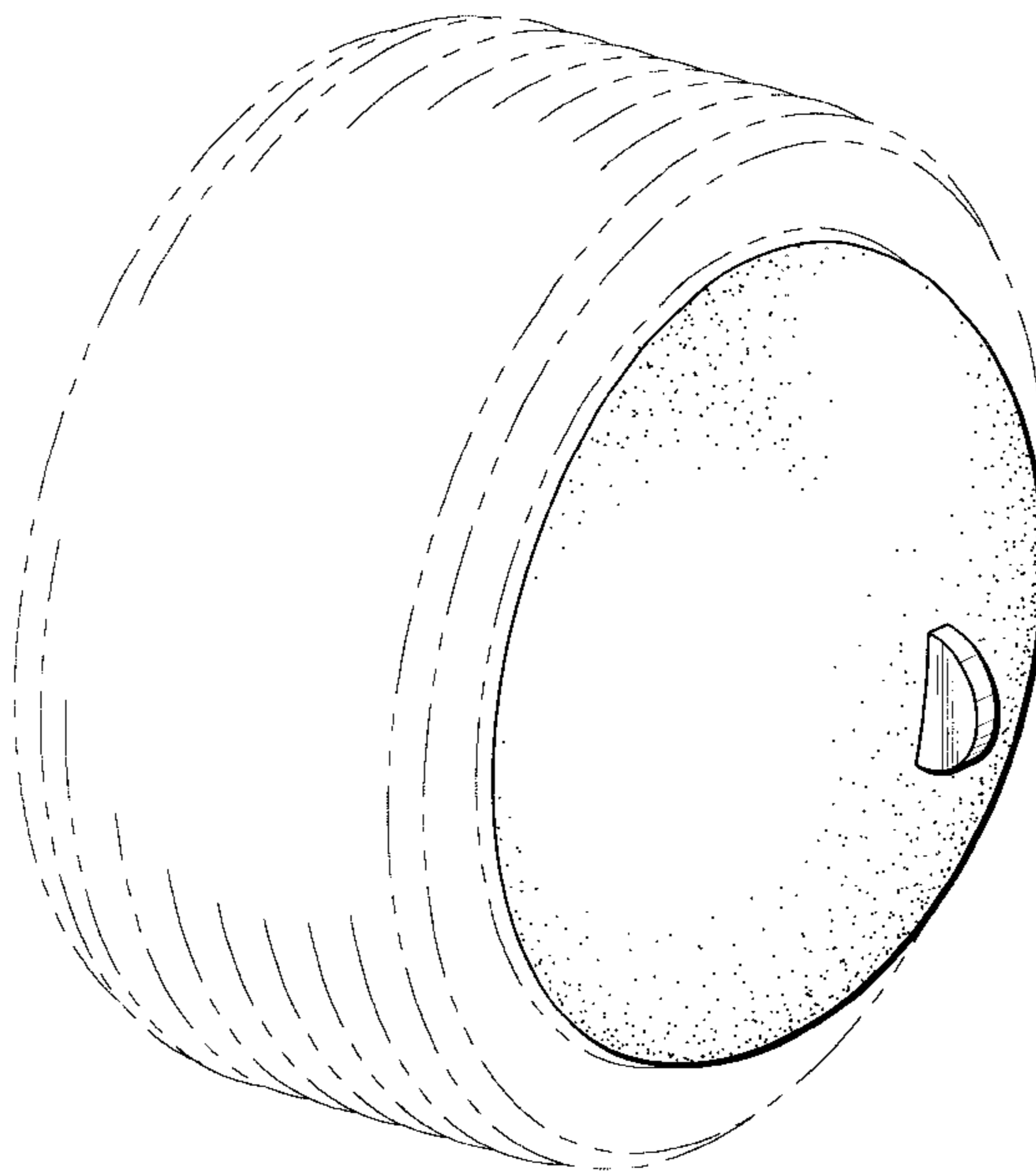
FIG. 4 is a top plan view thereof, the bottom plan view being identical thereto;

FIG. 5 is a rear elevational view thereof;

FIG. 6 is a rear and side perspective view thereof; and,

FIG. 7 is a front and side perspective view showing the protective wheel shield with half moon-shaped hand hold in use; the broken lines show environmental structure for illustrative purposes only and form no part of the claimed design.

1 Claim, 3 Drawing Sheets



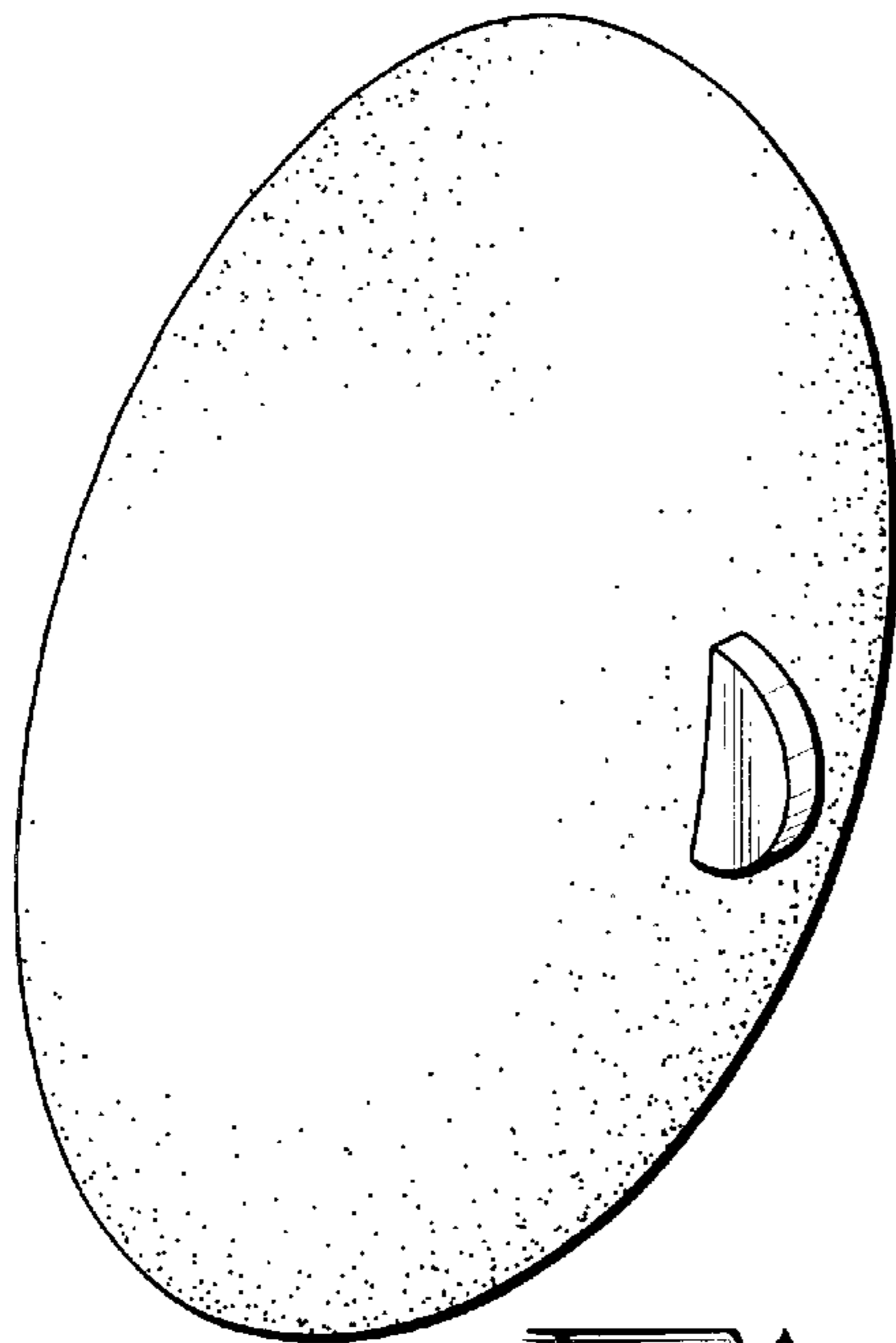


FIG. 1

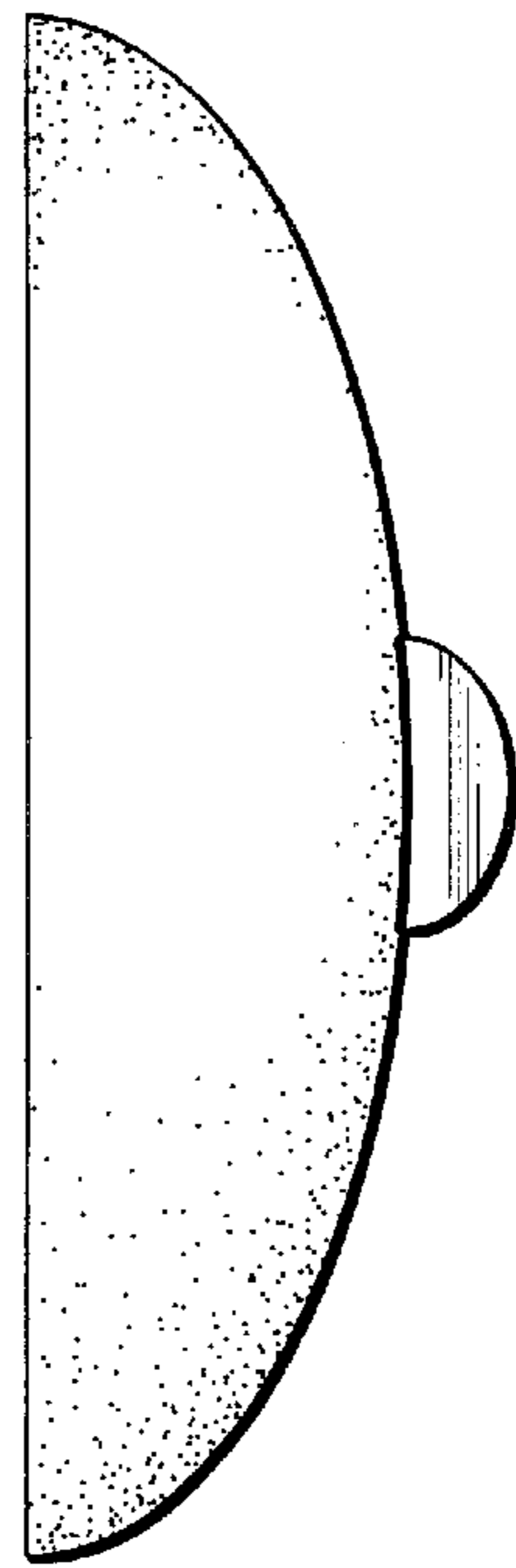


FIG. 2

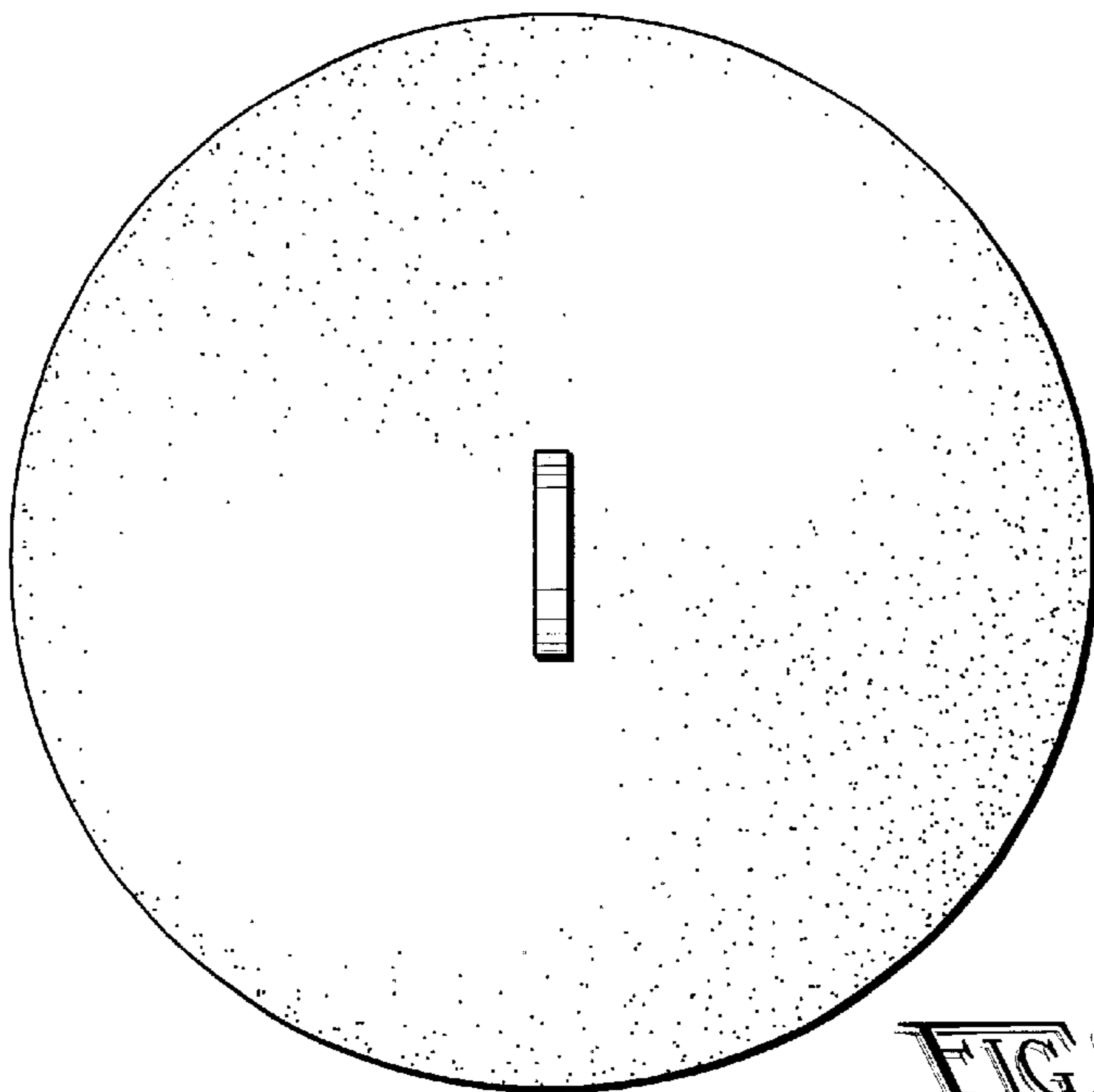


FIG. 3

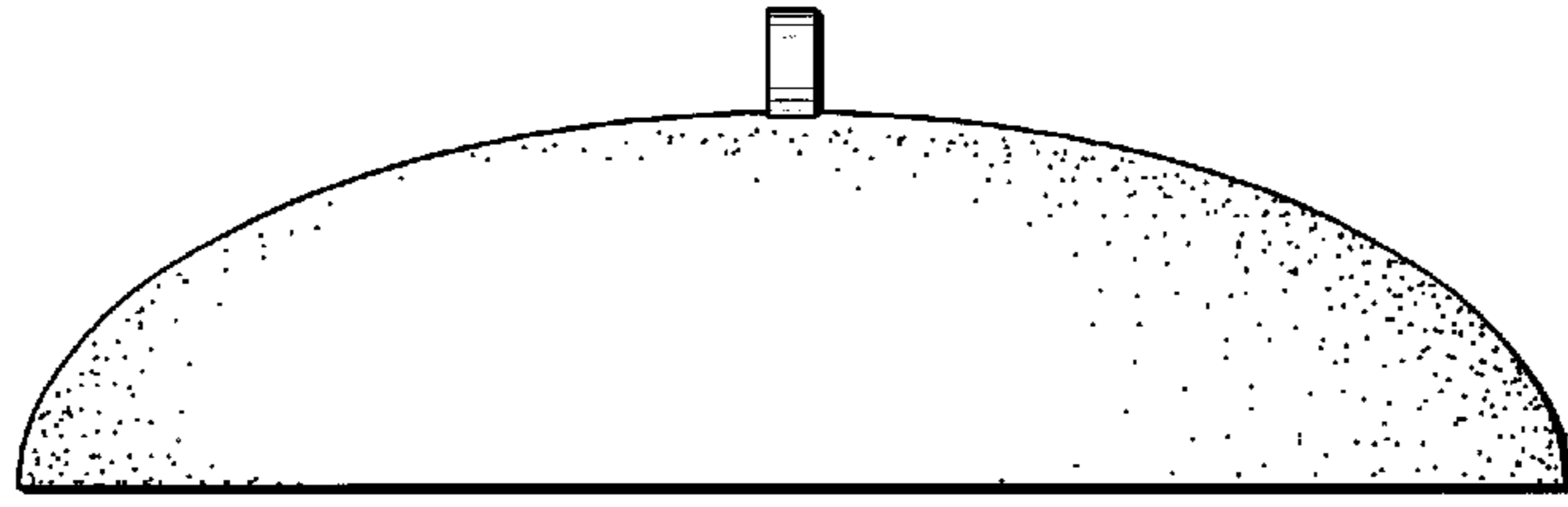


FIG. 4

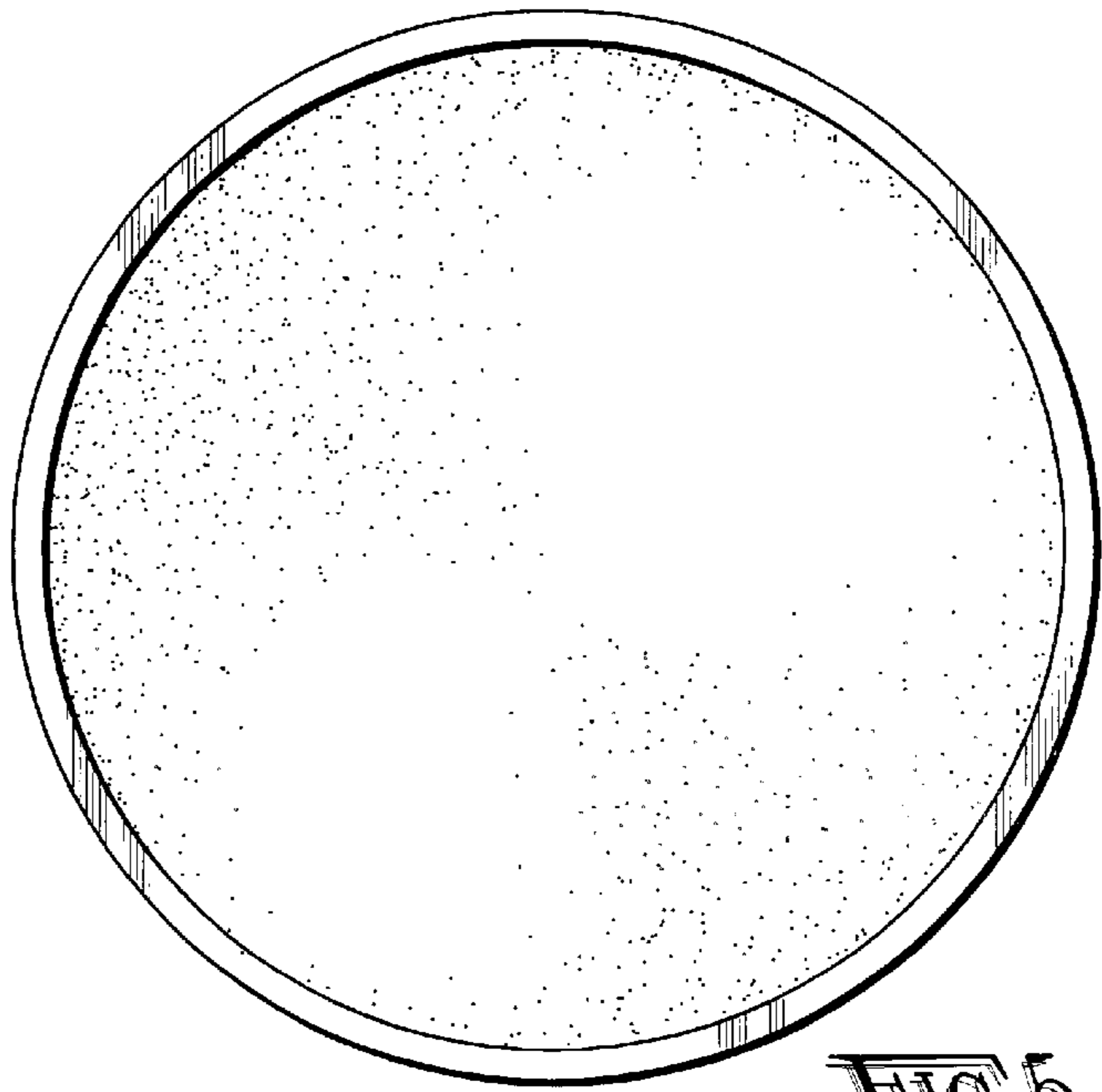


FIG. 5

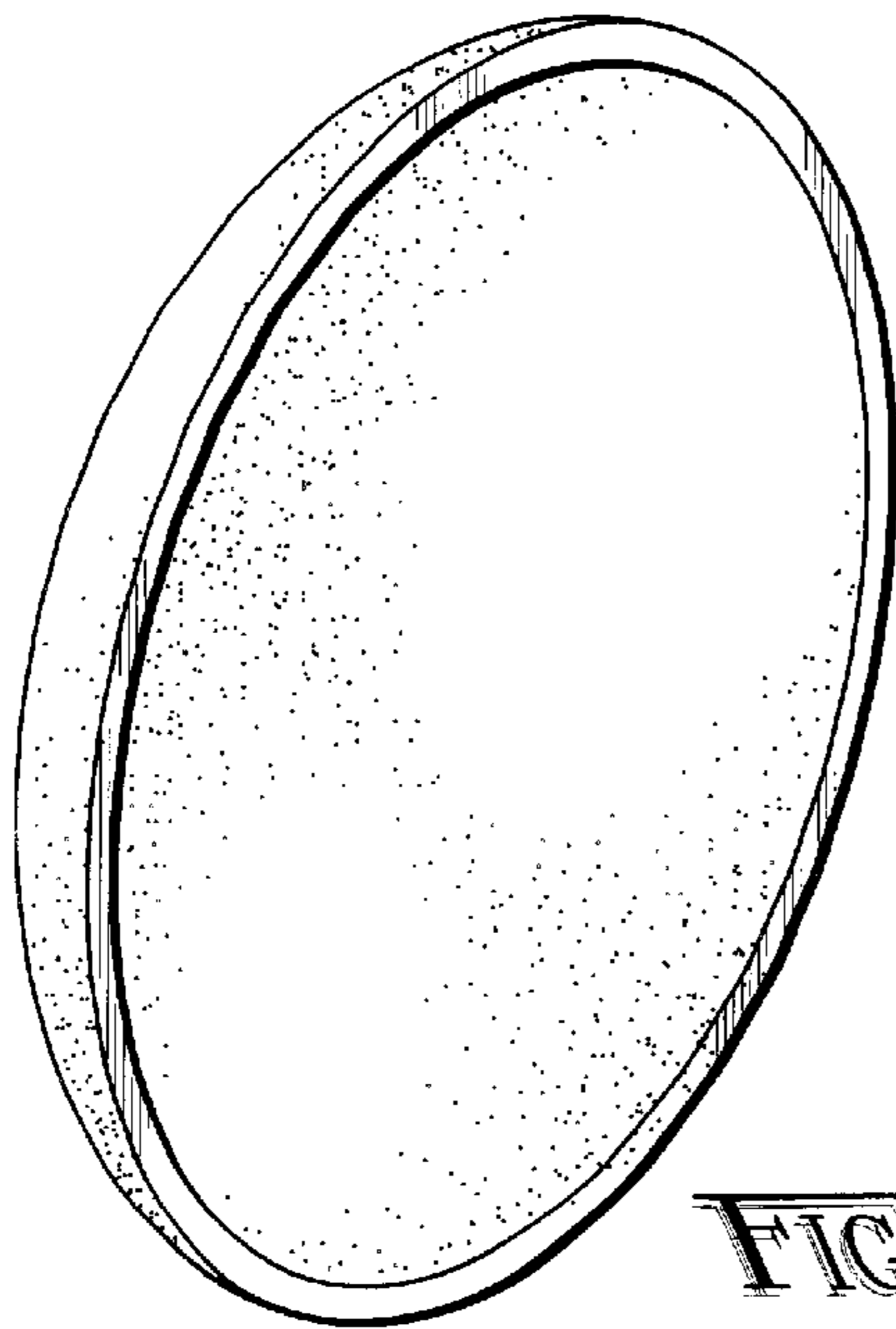


FIG. 6

