



US00D490738S

(12) **United States Design Patent**  
**Brunet**

(10) **Patent No.:** **US D490,738 S**

(45) **Date of Patent:** **\*\* Jun. 1, 2004**

(54) **BRACELET**

(75) Inventor: **Georges Brunet**, Cran Gevrier (FR)

(73) Assignee: **ZRC-Zuccolo Rochet & CIE**, Seynod (FR)

(\*\*) Term: **14 Years**

(21) Appl. No.: **29/186,684**

(22) Filed: **Jul. 21, 2003**

(30) **Foreign Application Priority Data**

Jan. 22, 2003 (WO) ..... DM/062 666

(51) **LOC (7) Cl.** ..... **11-01**

(52) **U.S. Cl.** ..... **D11/12**

(58) **Field of Search** ..... D11/1-25, 93-94, D11/32; 59/78, 79.2, 80-84; 63/1.11, 3, 3.1, 3.2, 5.1-5.2, 7-11; 224/175

(56) **References Cited**

**U.S. PATENT DOCUMENTS**

D86,726 S \* 4/1932 Lederer ..... D11/12

D173,310 S \* 10/1954 Katz ..... D11/18  
D191,760 S \* 11/1961 Meyerson ..... D11/25  
D243,836 S \* 3/1977 Durante ..... D11/12  
D340,650 S \* 10/1993 Iwamura ..... D10/32  
D371,745 S \* 7/1996 Wunderman ..... D10/32  
D396,658 S \* 8/1998 Engel ..... D11/12

\* cited by examiner

*Primary Examiner*—Ralf Seifert

(74) *Attorney, Agent, or Firm*—Bugnion S.A.; John Moetteli

(57) **CLAIM**

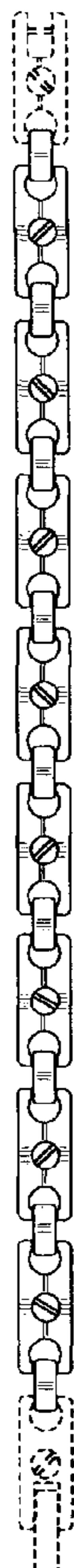
The ornamental design for a bracelet, as shown and described.

**DESCRIPTION**

FIG. 1 is a top view of a bracelet showing our new design. FIG. 2 is a bottom view thereof; and, FIG. 3 is a side view thereof.

It being understood that the broken lines are for illustrative purposes only and form no part of the claimed design.

**1 Claim, 1 Drawing Sheet**



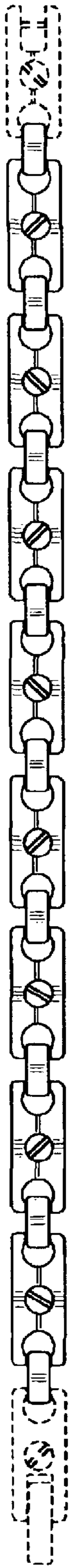


Fig. 1

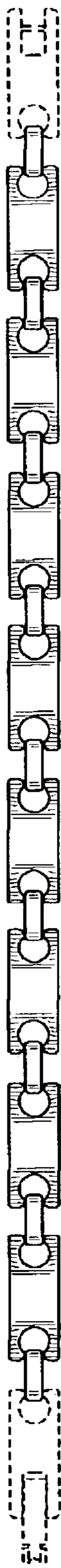


Fig. 2



Fig. 3