



US00D490726S

(12) **United States Design Patent**
Eungprabhanth et al.

(10) **Patent No.:** **US D490,726 S**
(45) **Date of Patent:** **** Jun. 1, 2004**

(54) **WALL MOUNTED THERMOSTAT HOUSING**

D471,161 S * 3/2003 Amborn et al. D13/162

(75) Inventors: **Chayanin Eungprabhanth**, Nonthaburi (TH); **Chaiyasit Thampeera**, Bangkok (TH)

* cited by examiner

Primary Examiner—Antoine D. Davis

(73) Assignee: **Vtronix, LLC**, Weston, FL (US)

(57) **CLAIM**

(**) Term: **14 Years**

The ornamental design for a wall mounted thermostat housing, as shown and described.

(21) Appl. No.: **29/181,071**

DESCRIPTION

(22) Filed: **May 6, 2003**

FIG. 1 is a perspective view as seen from the front, top and left end of a wall mounted thermostat housing in accordance with the applicant's design;

(51) **LOC (7) Cl.** **10-04**

(52) **U.S. Cl.** **D10/49**

(58) **Field of Search** D10/49-50; 236/46 R, 236/49.3, 78 R, 68; 337/398

FIG. 2 is a top elevation view of the thermostat housing of FIG. 1;

FIG. 3 is a front elevation view of the thermostat housing of FIG. 1;

(56) **References Cited**

U.S. PATENT DOCUMENTS

D359,458 S	6/1995	Pierret et al.
D361,286 S	8/1995	Smith et al.
D386,990 S	12/1997	Gee, II
D403,972 S	1/1999	Gaskell et al.
D412,672 S	8/1999	Ohlwine et al.
D418,762 S	1/2000	Dushane et al.
D435,224 S	12/2000	King et al.


FIG. 4 is a bottom elevation view of the thermostat housing of FIG. 1;

FIG. 5 is a back elevation view of the thermostat housing of FIG. 1;

FIG. 6 is a right side elevation view of the thermostat housing of FIG. 1; and,

FIG. 7 is a left side elevation view of the thermostat housing of FIG. 1.

1 Claim, 3 Drawing Sheets






Fig 1.

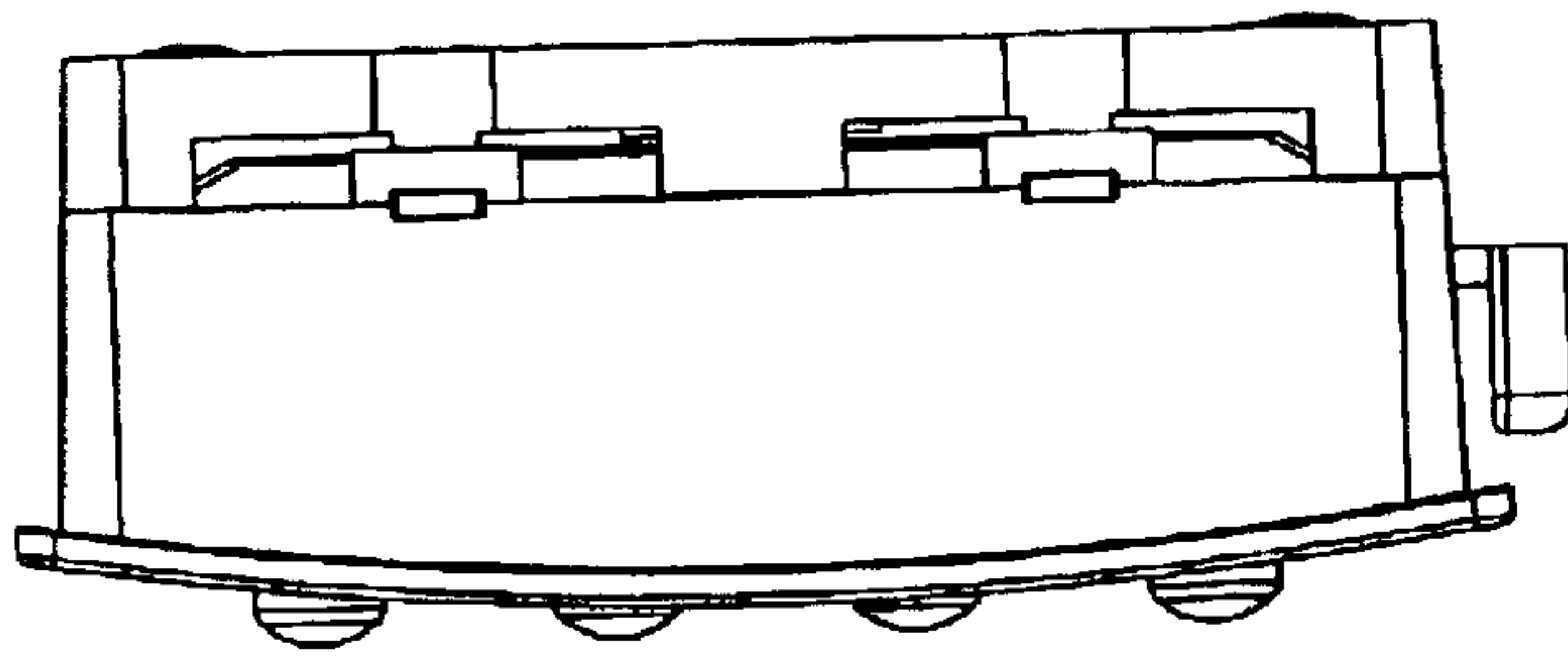


Fig 2.




Fig 3.

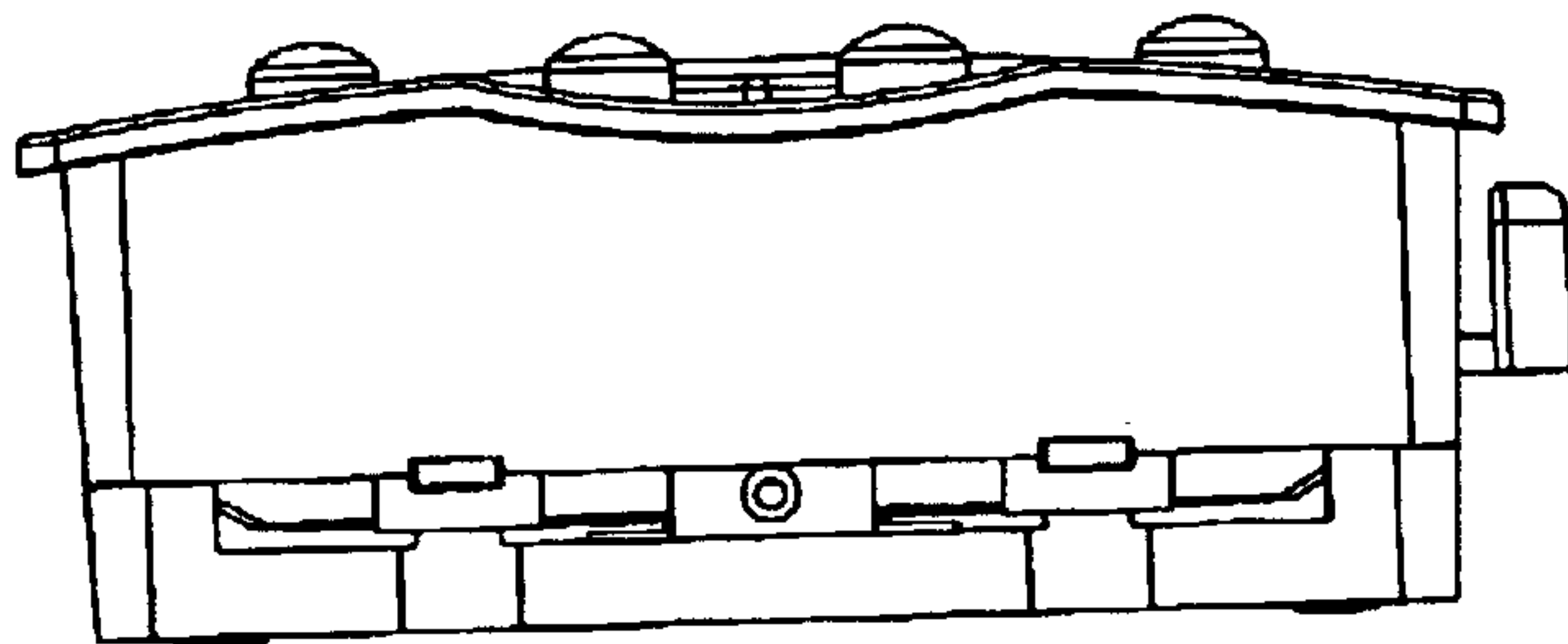


Fig 4.

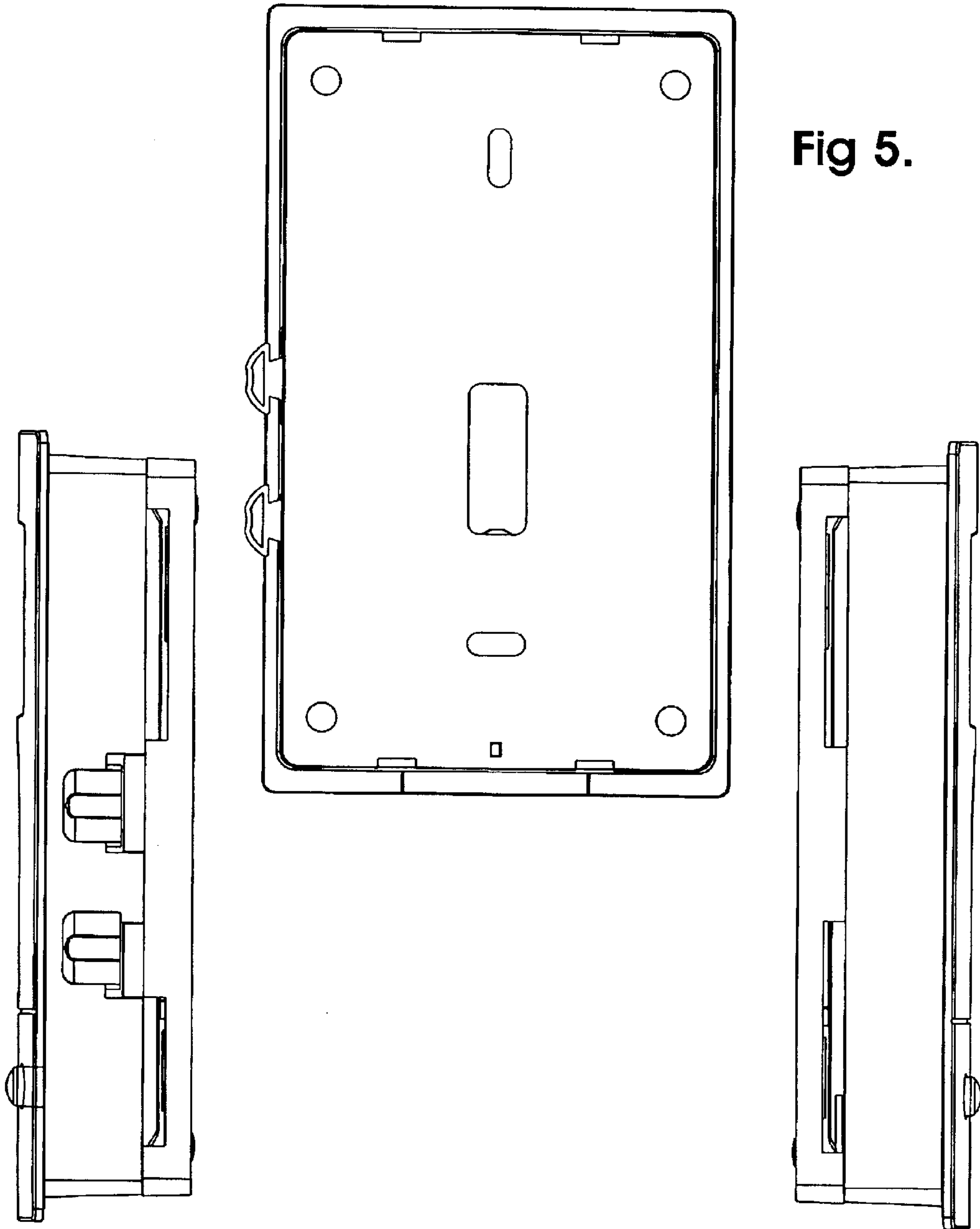


Fig 5.

Fig 6.

Fig 7.