



US00D490725S

(12) **United States Design Patent**  
**Kaposi et al.**

(10) **Patent No.:** **US D490,725 S**

(45) **Date of Patent:** **\*\* Jun. 1, 2004**

(54) **PASTA MEASURE**

(75) Inventors: **Sascha Kaposi**, Tacoma, WA (US);  
**Eugenia Bertulis**, Seattle, WA (US)

(73) Assignee: **Progressive International Corp.**, Kent,  
WA (US)

(\*\*) Term: **14 Years**

(21) Appl. No.: **29/190,498**

(22) Filed: **Sep. 22, 2003**

(51) **LOC (7) Cl.** ..... **10-04**

(52) **U.S. Cl.** ..... **D10/46.2**

(58) **Field of Search** ..... D10/46.2, 46.3,  
D10/61, 64; 33/524, 525, 501.45, 555.2,  
1 F

(56) **References Cited**

**U.S. PATENT DOCUMENTS**

3,874,085	A	*	4/1975	Atkins	.....	33/524
D265,158	S	*	6/1982	Green, II	.....	D10/46.2
D266,820	S	*	11/1982	Ferrin	.....	D10/46.3
D366,842	S	*	2/1996	Parlett	.....	D10/64
5,992,035	A	*	11/1999	Otsu	.....	33/524

**OTHER PUBLICATIONS**

Gifts & Decorative Accessories, Mar., 1981, p. 35, "Perfect Pasta Portions" the spaghetti measure.\*

Hong Kong Enterprise, Jun., 1984, p. 31, spaghetti measure.\*

Hong Kong Household, Oct., 1984, p. 77, "Spaghetti Stick" and "Spaghetti metre".\*

\* cited by examiner

*Primary Examiner*—Lucy Lieberman

(74) *Attorney, Agent, or Firm*—Black Lowe & Graham

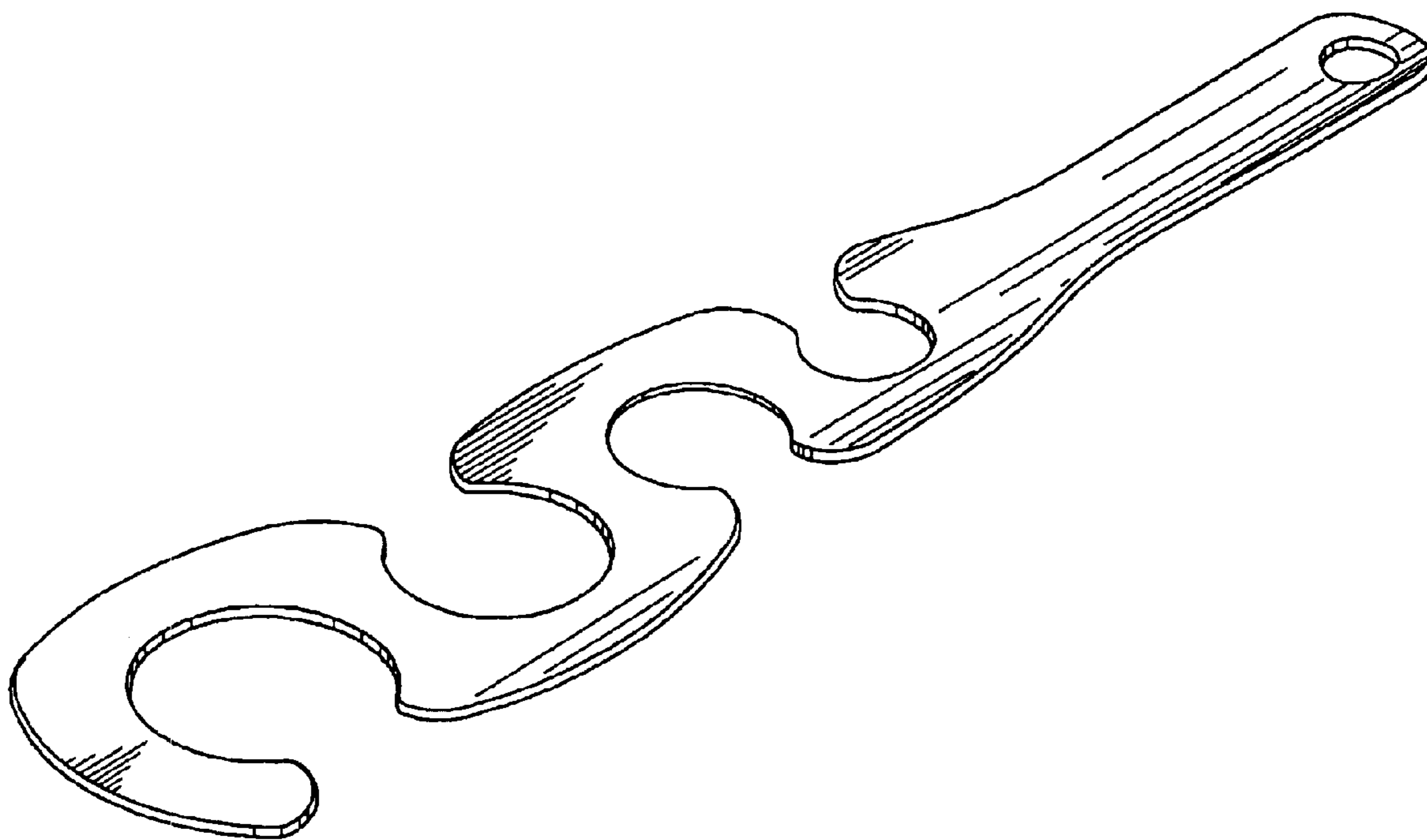
(57) **CLAIM**

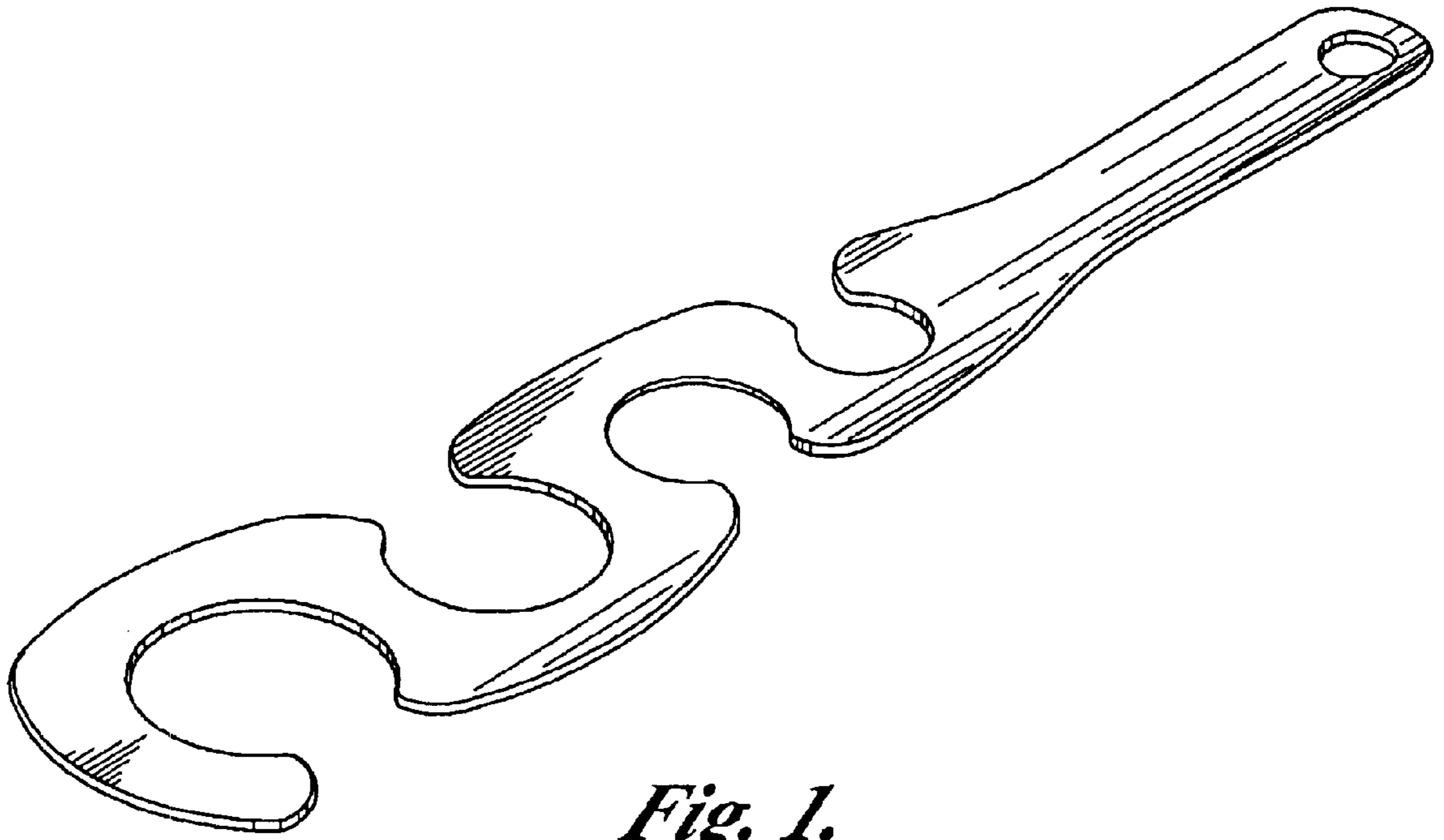
The ornamental design for a pasta measure, as shown and described.

**DESCRIPTION**


FIG. 1 is a perspective view of the pasta measure;  
FIG. 2 is a front view of the pasta measure;  
FIG. 3 is a back view of the pasta measure;  
FIG. 4 is a left side view of the pasta measure;  
FIG. 5 is a top plan view of the pasta measure; and,  
FIG. 6 is a right side view of the pasta measure.

**1 Claim, 2 Drawing Sheets**






*Fig. 1.*



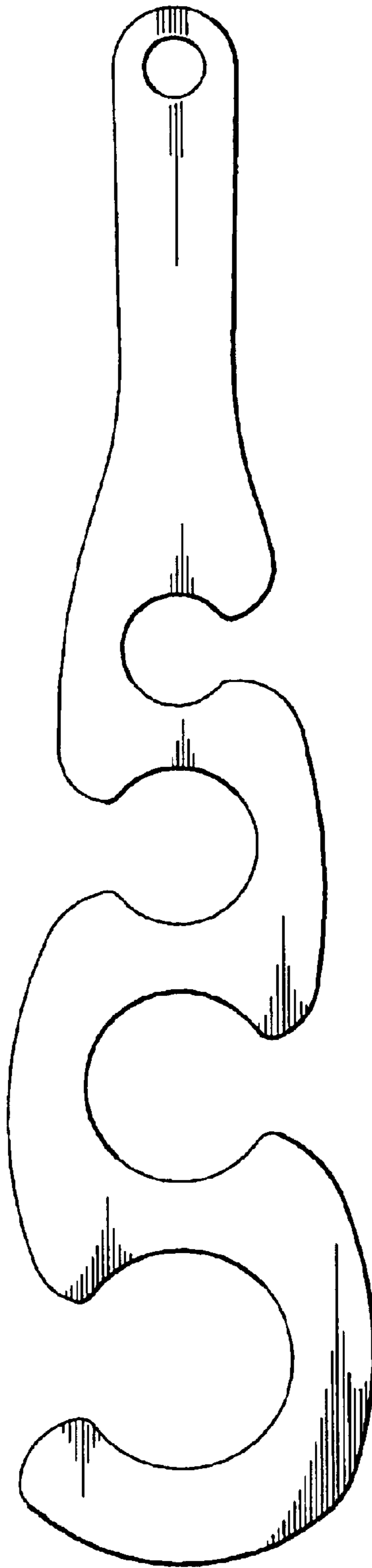
*Fig. 2.*



*Fig. 3.*



*Fig. 4.*



*Fig. 5.*



*Fig. 6.*